

APPENDIX 1: Photographs of test setup

Conducted Emission



Photo 1



Photo 2

Radiated Emission
Bluetooth I/F continuous Printing mode



Photo 1




Photo 2

Radiated Emission
USB I/F continuous Printing mode




Photo 1




Photo 2

Radiated Emission
IrDA I/F continuous Printing mode



Photo 1



Photo 2

Radiated Emission
Battery Charge mode



Photo 1



Photo 2

Worst Case Position (Horizontal: X-axis/ Vertical:X-axis)

X-axis



Y-axis



Z-axis

