

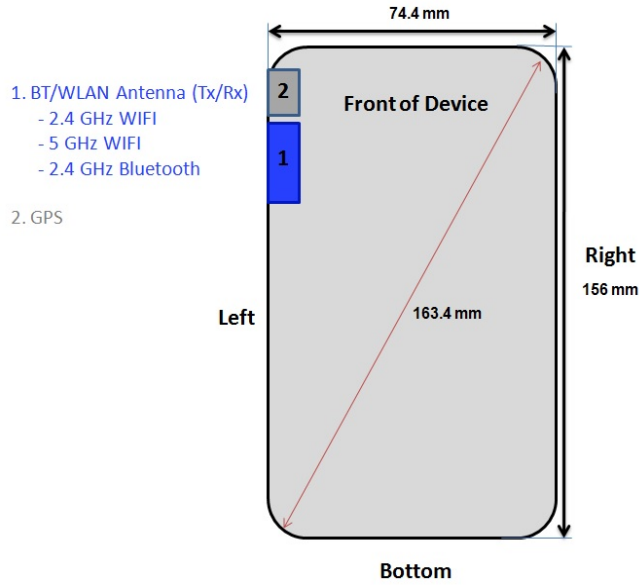


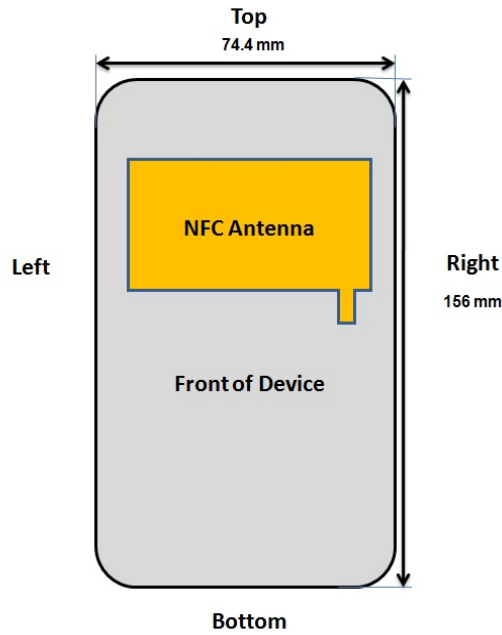
APPENDIX F: DUT ANTENNA DIAGRAM & SAR TEST SETUP PHOTOGRAPHS

FCC ID: ACJFZN1A		SAR EVALUATION REPORT		Approved by: Quality Manager
Test Dates: 12/18/15 - 12/28/15	DUT Type: Portable Handset			APPENDIX F: Page 1 of 10





Note: Exact antenna dimensions and separation distances are shown in the Technical Descriptions in the technical Filing.

**Figure F-1
 DUT Antenna Locations**




**Figure F-2
 NFC Antenna Locations**



FCC ID: ACJFZN1A		SAR EVALUATION REPORT		Approved by: Quality Manager
Test Dates: 12/18/15 - 12/28/15	DUT Type: Portable Handset			APPENDIX F: Page 2 of 10



SAR Test Setup Photo 1: Right Cheek




SAR Test Setup Photo 2: Right Tilt


FCC ID: ACJFZN1A		SAR EVALUATION REPORT		Approved by: Quality Manager
Test Dates: 12/18/15 - 12/28/15	DUT Type: Portable Handset			APPENDIX F: Page 3 of 10



SAR Test Setup Photo 3: Left Cheek




SAR Test Setup Photo 4: Left Tilt


FCC ID: ACJFZN1A	 <small>PROFESSIONAL LABORATORY, INC.</small>	SAR EVALUATION REPORT	Approved by: Quality Manager
Test Dates: 12/18/15 - 12/28/15	DUT Type: Portable Handset	APPENDIX F: Page 4 of 10	



SAR Test Setup Photo 5: Back Side at 1.0 cm



SAR Test Setup Photo 6: Back Side at 0.0 cm



FCC ID: ACJFZN1A		SAR EVALUATION REPORT	Approved by: Quality Manager
Test Dates: 12/18/15 - 12/28/15	DUT Type: Portable Handset	APPENDIX F: Page 5 of 10	




SAR Test Setup Photo 7: Back Side (Tilt) at 0.0 cm



SAR Test Setup Photo 8: Back Side at 0.0 cm with Body Holster Accessory


FCC ID: ACJFZN1A		SAR EVALUATION REPORT		Approved by: Quality Manager
Test Dates: 12/18/15 - 12/28/15	DUT Type: Portable Handset			APPENDIX F: Page 6 of 10



SAR Test Setup Photo 9: Back Side at 0.0 cm with Hand Strap Accessory



SAR Test Setup Photo 10: Front Side at 0.0 cm



FCC ID: ACJFZN1A		SAR EVALUATION REPORT	Approved by: Quality Manager
Test Dates: 12/18/15 - 12/28/15	DUT Type: Portable Handset	APPENDIX F: Page 7 of 10	



SAR Test Setup Photo 11: Front Side at 0.0 cm with Body Holster Accessory




SAR Test Setup Photo 12: Top Edge at 0.0 cm


FCC ID: ACJFZN1A		SAR EVALUATION REPORT		Approved by: Quality Manager
Test Dates: 12/18/15 - 12/28/15	DUT Type: Portable Handset	APPENDIX F: Page 8 of 10		



SAR Test Setup Photo 13: Top Edge (Tilt) at 0.0 cm





SAR Test Setup Photo 14: Left Edge at 0.0 cm

FCC ID: ACJFZN1A		SAR EVALUATION REPORT	Approved by: Quality Manager
Test Dates: 12/18/15 - 12/28/15	DUT Type: Portable Handset	APPENDIX F: Page 9 of 10	



SAR Test Setup Photo 15: Horizontal and Vertical Reference Lines

FCC ID: ACJFZN1A	 SAR EVALUATION REPORT 	Approved by: Quality Manager
Test Dates: 12/18/15 - 12/28/15	DUT Type: Portable Handset	APPENDIX F: Page 10 of 10