



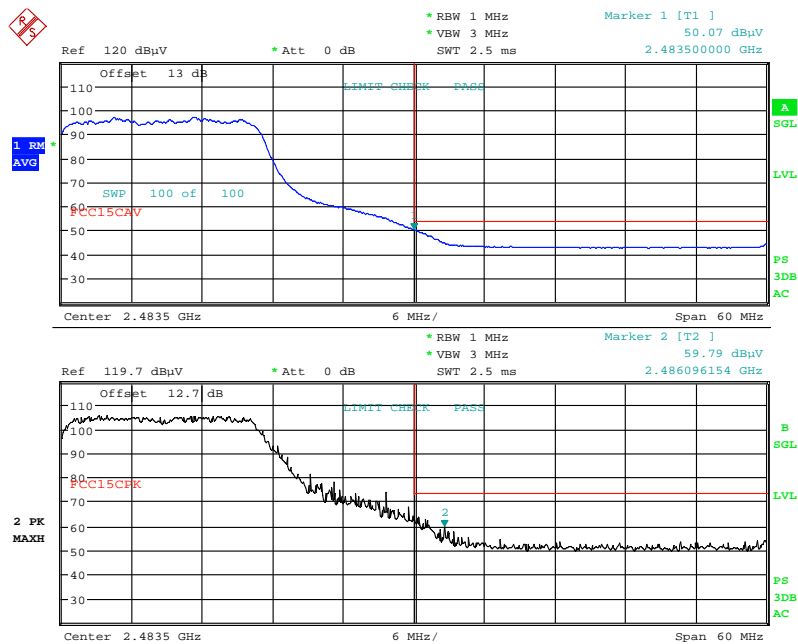
FCC TEST RESULTS

FCC ID	ACJFZN1A
Date	4/26/2017

Please note that the results below are not finalized and the data is subject to change.

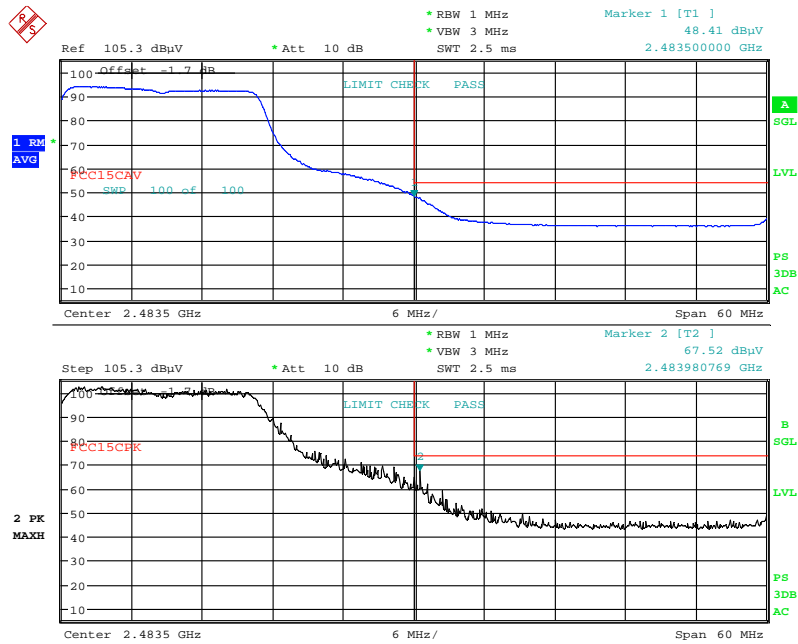
Band/Mode	Test Case	Frequency (MHz)	ACJFZN1A C2PC	Unit	ACJFZN1A	Unit	Verdict
2.4 GHz WLAN	Band Edge	2483.5	48.41	dBμV/m	50.07	dBμV/m	RE-USE
2.4 GHz WLAN	RSE	4874.0	46.21	dBμV/m	48.64	dBμV/m	RE-USE
5 GHz WLAN	Band Edge	5460.0	46.37	dBμV/m	48.01	dBμV/m	RE-USE
5 GHz WLAN	RSE	11650.0	46.15	dBμV/m	47.30	dBμV/m	RE-USE
Bluetooth	Band Edge	2483.5	40.98	dBμV/m	41.56	dBμV/m	RE-USE
Bluetooth	RSE	4804.0	12.42	dBμV/m	13.73	dBμV/m	RE-USE
RFID	In Band Power	13.56	14.77	dBμV/m	12.71	dBμV/m	RE-USE
RFID	RSE	40.68	27.6	dBμV/m	30.12	dBμV/m	RE-USE

Re-Use Table



Date: 8.DEC.2015 22:43:40

ACJFZN1A WLAN Upper Band Edge Plot



Date: 19.APR.2017 13:15:55

ACJFZN1A C2PC WLAN Upper Band Edge Plot

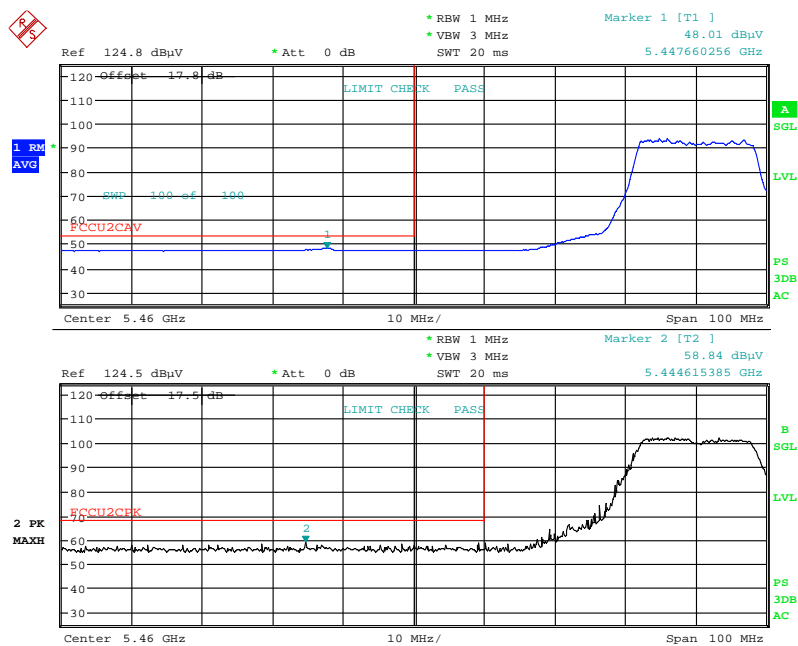
Frequency [MHz]	Detector	Ant. Pol. [H/V]	Antenna Height [m]	Turntable Azimuth [degree]	Analyzer Level [dBm]	AFCL [dB/m]	Field Strength [dBμV/m]	Limit [dBμV/m]	Margin [dB]
4874.00	Avg	H	1.29	250	-99.30	40.95	48.64	53.98	-5.34
4874.00	Peak	H	1.29	250	-98.25	40.95	49.69	73.98	-24.29
7311.00	Avg	H	1.54	34	-111.68	43.28	38.60	53.98	-15.38
7311.00	Peak	H	1.54	34	-100.03	43.28	50.25	73.98	-23.73
12185.00	Avg	H	-	-	-112.35	49.13	43.78	53.98	-10.20
12185.00	Peak	H	-	-	-100.20	49.13	55.93	73.98	-18.05

ACJFZN1A WLAN RSE Measurements



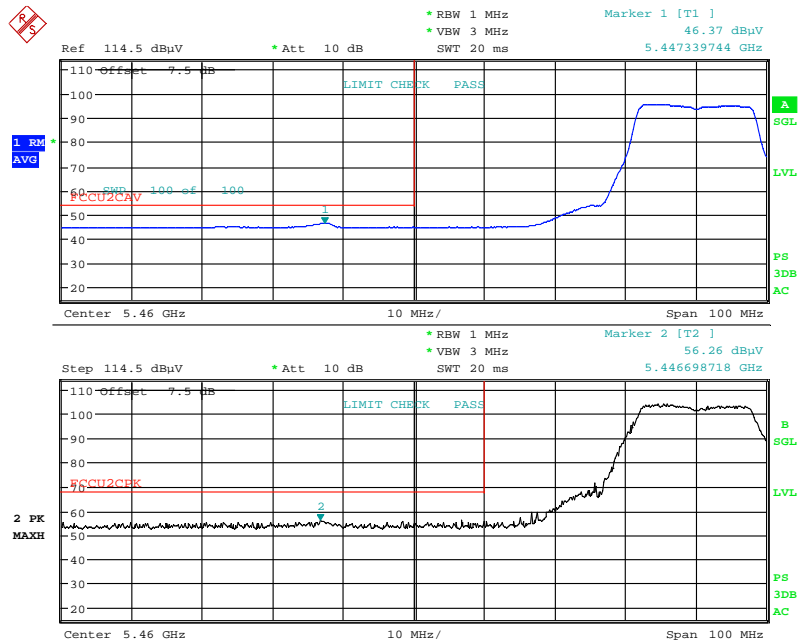
Frequency [MHz]	Detector	Ant. Pol. [H/V]	Antenna Height [cm]	Turntable Azimuth [degree]	Analyzer Level [dBm]	AFCL [dB/m]	Field Strength [dBμV/m]	Limit [dBμV/m]	Margin [dB]
4874.00	Avg	H	144	193	-61.04	0.25	46.21	53.98	-7.77
4874.00	Peak	H	144	193	-58.12	0.25	49.13	73.98	-24.85
7311.00	Avg	H	-	-	-71.53	10.11	45.58	53.98	-8.40
7311.00	Peak	H	-	-	-59.04	10.11	58.07	73.98	-15.91
12185.00	Avg	H	-	-	-73.00	16.73	50.73	53.98	-3.25
12185.00	Peak	H	-	-	-57.78	16.73	65.95	73.98	-8.03

ACJFZN1A C2PC WLAN RSE Measurements



Date: 9.DEC.2015 00:00:01

ACJFZN1A UNII Band 2C Lower Band Edge Plot



Date: 24.APR.2017 17:07:29

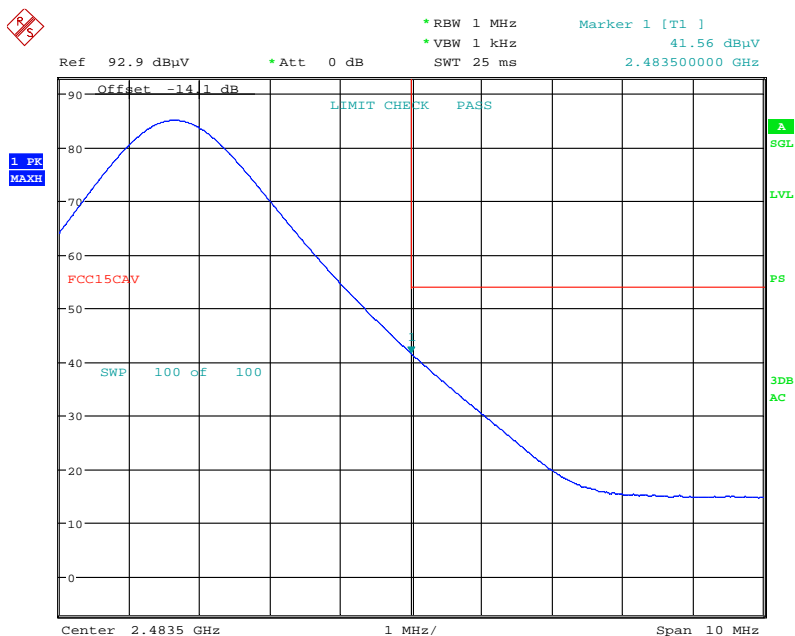
ACJFZN1A C2PC UNII Band 2C Lower Band Edge Plot

Frequency [MHz]	Detector	Ant. Pol. [H/V]	Antenna Height [m]	Turntable Azimuth [degree]	Analyzer Level [dBm]	AFCL [dB/m]	Distance Correction Factor [dB]	Field Strength [dBμV/m]	Limit [dBμV/m]	Margin [dB]
* 11650.00	Average	H	1.50	210	-108.81	49.11	0.00	47.30	53.98	-6.68
* 11650.00	Peak	H	1.50	210	-99.65	49.11	0.00	56.46	73.98	-17.52
17475.00	Peak	H	-	-	-100.55	56.46	0.00	62.91	68.20	-5.29
23300.00	Peak	H	1.00	150	-98.68	44.75	-9.54	43.52	68.20	-24.68
29125.00	Peak	H	-	-	-101.52	48.28	-9.54	44.23	68.20	-23.97

ACJFZN1A UNII RSE Measurements

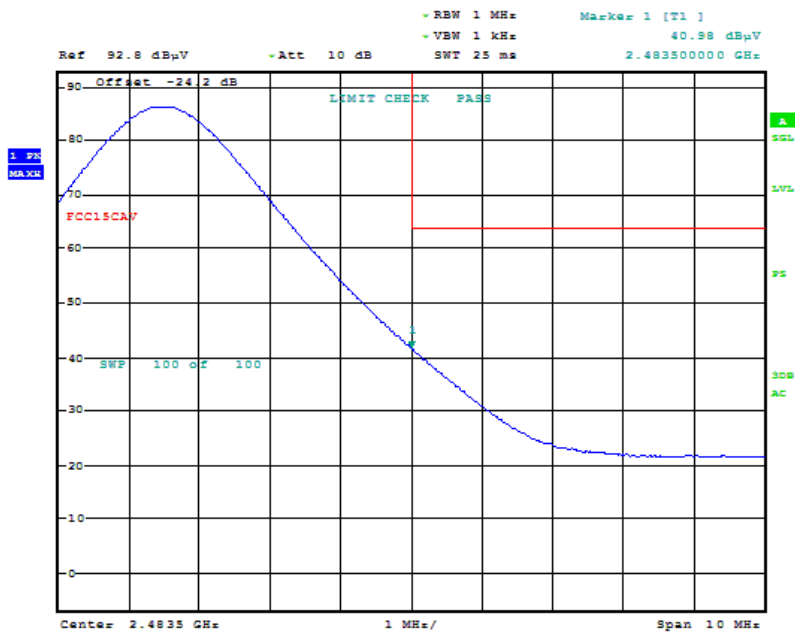
Frequency [MHz]	Detector	Ant. Pol. [H/V]	Antenna Height [cm]	Turntable Azimuth [degree]	Analyzer Level [dBm]	AFCL [dB/m]	Distance Correction Factor [dB]	Field Strength [dBμV/m]	Limit [dBμV/m]	Margin [dB]
* 11650.00	Average	H	211	320	-75.72	14.87	0.00	46.15	53.98	-7.83
* 11650.00	Peak	H	211	320	-64.40	14.87	0.00	57.47	73.98	-16.51
17475.00	Peak	H	-	-	-65.02	23.13	0.00	65.11	68.20	-3.09
23300.00	Peak	H	100	98	-63.87	8.60	-9.54	42.19	68.20	-26.01
29125.00	Peak	H	-	-	-44.15	-9.93	-9.54	43.38	68.20	-24.82

ACJFZN1A C2PC UNII RSE Measurements



Date: 16.DEC.2015 22:19:07

ACJFZN1A BT Upper Band Edge Plot



Date: 17.APR.2017 00:28:40

ACJFZN1A C2PC BT Upper Band Edge Plot



Frequency [MHz]	Detector	Ant. Pol. [H/V]	Antenna Height [m]	Turntable Azimuth [degree]	Analyzer Level [dBm]	AFCL [dB]	Duty Cycle Correction [dB]	Field Strength [dBμV/m]	Limit [dBμV/m]	Margin [dB]
4804.00	Avg	H	1.39	170	-112.02	41.25	-22.50	13.73	53.98	-40.25
4804.00	Peak	H	1.39	170	-99.28	41.25	0.00	48.97	73.98	-25.01
12010.00	Avg	H	-	-	-112.67	49.12	0.00	43.45	53.98	-10.53
12010.00	Peak	H	-	-	-99.67	49.12	0.00	56.45	73.98	-17.53

ACJFZN1A BT RSE Measurements

Frequency [MHz]	Detector	Ant. Pol. [H/V]	Antenna Height [cm]	Turntable Azimuth [degree]	Analyzer Level [dBm]	AFCL [dB/m]	Duty Cycle Correction [dB]	Field Strength [dBμV/m]	Limit [dBμV/m]	Margin [dB]
4804.00	Avg	H	185	297	-72.06	-0.02	-22.50	12.42	53.98	-41.56
4804.00	Peak	H	185	297	-62.02	-0.02	0.00	44.96	73.98	-29.02
12010.00	Avg	H	-	-	-73.68	14.13	0.00	47.45	53.98	-6.53
12010.00	Peak	H	-	-	-64.01	14.13	0.00	57.12	73.98	-16.86

ACJFZN1A C2PC BT RSE Measurements

Frequency [MHz]	Antenna Position	Antenna Height [m]	Turntable Azimuth [degree]	Level [dBm]	AFCL [dB/m]	3m Field Strength [dBμV/m]	30m Field Strength [dBμV/m]	Limit [μV/m]	Limit [dBμV/m]	Margin [dB]
13.560	X	1.00	8	-68.99	14.70	52.71	12.71	15848.00	84.00	-71.29

ACJFZN1A RFID In-Band Measurement

Frequency [MHz]	Antenna Position	Antenna Height [cm]	Turntable Azimuth [degree]	Level [dBm]	AFCL [dB/m]	3m Field Strength [dBμV/m]	30m Field Strength [dBμV/m]	Limit [μV/m]	Limit [dBμV/m]	Margin [dB]
13.560	X	100	336	-67.12	14.89	54.77	14.77	15848.00	84.00	-69.23

ACJFZN1A C2PC RFID In-Band Measurement



Frequency [MHz]	Ant. Pol. [H/V]	Level [dBm]	AFCL [dB/m]	3m Field Strength [dB μ V/m]	Limit [dB μ V/m]	Margin [dB]
27.12	X	-93.81	13.21	26.40	69.54	-43.14
40.68	V	-91.31	14.43	30.12	40.00	-9.88
54.24	V	-104.96	8.55	10.59	40.00	-29.41
67.80	V	-96.11	8.75	19.64	40.00	-20.36
81.36	V	-105.17	8.51	10.34	40.00	-29.66
94.92	V	-97.65	9.93	19.29	43.52	-24.24
108.48	V	-105.54	13.20	14.65	43.52	-28.87

ACJFZN1A RFID RSE Measurements

Frequency [MHz]	Ant. Pol. [H/V]	Level [dBm]	AFCL [dB/m]	3m Field Strength [dB μ V/m]	Limit [dB μ V/m]	Margin [dB]
27.12	X	-94.55	13.27	25.72	69.54	-43.83
40.68	V	-63.63	-15.77	27.60	40.00	-12.40
54.24	V	-75.09	-21.58	10.33	40.00	-29.67
67.80	V	-73.47	-21.21	12.32	40.00	-27.68
81.36	V	-72.72	-21.58	12.70	40.00	-27.30
94.92	V	-69.96	-20.32	16.72	43.52	-26.80
108.48	V	-73.26	-16.90	16.84	43.52	-26.68

ACJFZN1A RFID RSE Measurements