

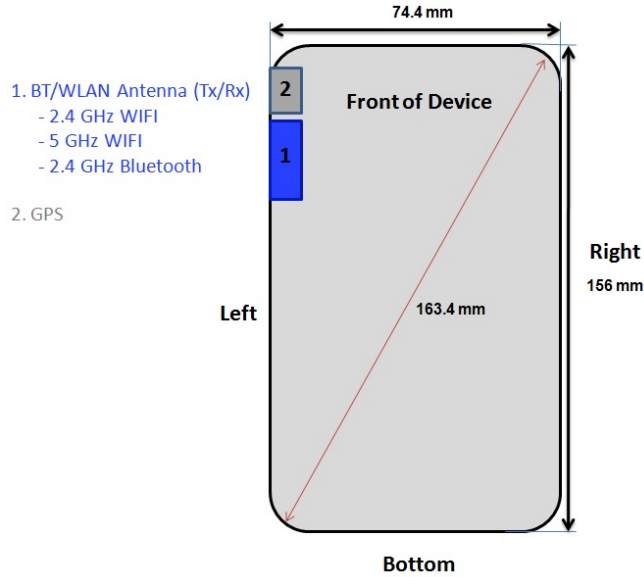


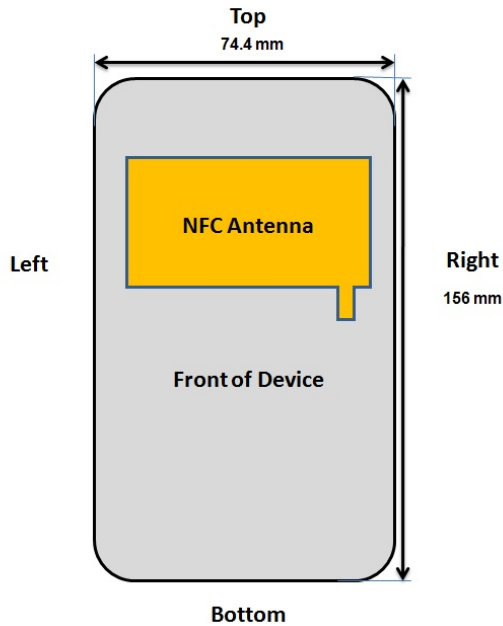
APPENDIX F: DUT ANTENNA DIAGRAM & SAR TEST SETUP PHOTOGRAPHS

FCC ID ACJFZN1A		SAR EVALUATION REPORT		Reviewed by: Quality Manager
Test Dates: 12/18/15-12/28/15	DUT Type: Portable Handset			APPENDIX F: Page 1 of 12





Note: Exact antenna dimensions and separation distances are shown in the Technical Descriptions in the FCC Filing.

**Figure F-1
DUT Antenna Locations**



**Figure F-2
NFC Antenna Locations**



FCC ID ACJFZN1A		SAR EVALUATION REPORT		Reviewed by: Quality Manager
Test Dates: 12/18/15-12/28/15	DUT Type: Portable Handset			APPENDIX F: Page 2 of 12




SAR Test Setup Photo 1: Right Cheek with Standard Battery




SAR Test Setup Photo 2: Right Cheek L-Battery



FCC ID ACJFZN1A		SAR EVALUATION REPORT		Reviewed by: Quality Manager
Test Dates: 12/18/15-12/28/15	DUT Type: Portable Handset	APPENDIX F: Page 3 of 12		




SAR Test Setup Photo 3: Right Tilt with Standard Battery



SAR Test Setup Photo 4: Left Cheek with Standard Battery



FCC ID ACJFZN1A		SAR EVALUATION REPORT		Reviewed by: Quality Manager
Test Dates: 12/18/15-12/28/15	DUT Type: Portable Handset	APPENDIX F: Page 4 of 12		




SAR Test Setup Photo 5: Left Tilt with Standard Battery



SAR Test Setup Photo 6: Back Side at 1.0 cm with Standard Battery



FCC ID ACJFZN1A		SAR EVALUATION REPORT		Reviewed by: Quality Manager
Test Dates: 12/18/15-12/28/15	DUT Type: Portable Handset	APPENDIX F: Page 5 of 12		



SAR Test Setup Photo 7: Back Side at 1.0 cm with L-Battery



SAR Test Setup Photo 8: Back Side at 0.0 cm with Standard Battery



FCC ID ACJFZN1A		SAR EVALUATION REPORT		Reviewed by: Quality Manager
Test Dates: 12/18/15-12/28/15	DUT Type: Portable Handset	APPENDIX F: Page 6 of 12		



SAR Test Setup Photo 9: Back Side (Tilt) at 0.0 cm with Standard Battery




SAR Test Setup Photo 10: Back Side at 0.0 cm with Standard Battery and Body Holster Accessory



FCC ID ACJFZN1A		SAR EVALUATION REPORT		Reviewed by: Quality Manager
Test Dates: 12/18/15-12/28/15	DUT Type: Portable Handset	APPENDIX F: Page 7 of 12		



SAR Test Setup Photo 11: Back Side at 0.0 cm with L-Battery and Body Holster Accessory



SAR Test Setup Photo 12: Back Side at 0.0 cm with Standard Battery and Hand Strap Accessory



FCC ID ACJFZN1A		SAR EVALUATION REPORT		Reviewed by: Quality Manager
Test Dates: 12/18/15-12/28/15	DUT Type: Portable Handset	APPENDIX F: Page 8 of 12		



SAR Test Setup Photo 13: Front Side at 0.0 cm with Standard Battery



SAR Test Setup Photo 14: Front Side at 0.0 cm with Standard Battery and Body Holster Accessory



FCC ID ACJFZN1A		SAR EVALUATION REPORT		Reviewed by: Quality Manager
Test Dates: 12/18/15-12/28/15	DUT Type: Portable Handset	APPENDIX F: Page 9 of 12		




SAR Test Setup Photo 15: Top Edge at 0.0 cm with Standard Battery




SAR Test Setup Photo 16: Top Edge (Tilt) at 0.0 cm with Standard Battery



FCC ID ACJFZN1A		SAR EVALUATION REPORT		Reviewed by: Quality Manager
Test Dates: 12/18/15-12/28/15	DUT Type: Portable Handset			APPENDIX F: Page 10 of 12

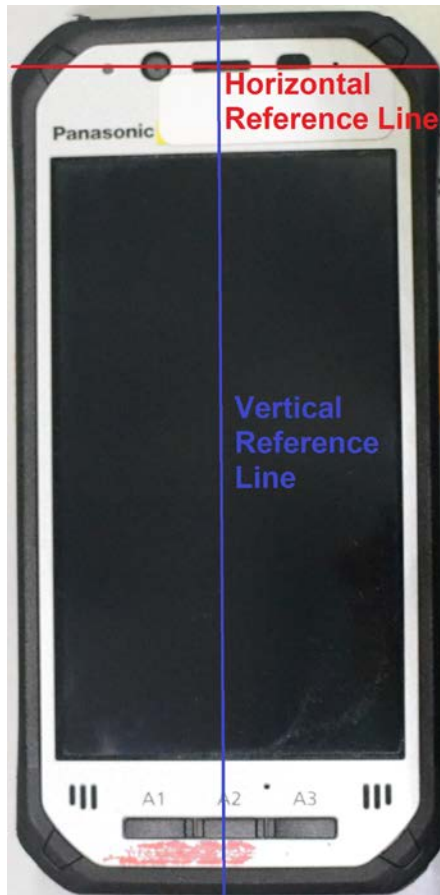


SAR Test Setup Photo 17: Left Edge at 0.0 cm with Standard Battery





SAR Test Setup Photo 18: Left Edge at 0.0 cm with L-Battery

FCC ID ACJFZN1A		SAR EVALUATION REPORT		Reviewed by: Quality Manager
Test Dates: 12/18/15-12/28/15	DUT Type: Portable Handset			APPENDIX F: Page 11 of 12



SAR Test Setup Photo 19: Horizontal and Vertical Reference Lines

FCC ID ACJFZN1A		SAR EVALUATION REPORT		Reviewed by: Quality Manager
Test Dates: 12/18/15-12/28/15	DUT Type: Portable Handset	APPENDIX F: Page 12 of 12		