




## 18. TEST PHOTOGRAPHS

See following Attached Pages for setup photographs.



<b>FCC ID:</b> ACJFZE1B	 <b>PCTEST</b> ENGINEERING LABORATORY, INC.	<b>HAC (RF EMISSIONS) TEST REPORT</b>	 <b>Panasonic</b>	<b>Reviewed by:</b> Quality Manager
<b>Filename:</b> 0Y1406231320.ACJ	<b>Test Dates:</b> June 20-25, 2014	<b>EUT Type:</b> Portable Handset	Page 53 of 55	



**Figure 18-1**  
**Ear Reference Point HAC Phantom Alignment**



**Figure 18-2**  
**HAC Phantom Plane Alignment**

FCC ID: ACJFZE1B		HAC (RF EMISSIONS) TEST REPORT		Reviewed by: Quality Manager
Filename: 0Y1406231320.ACJ	Test Dates: June 20-25, 2014	EUT Type: Portable Handset	Page 54 of 55	

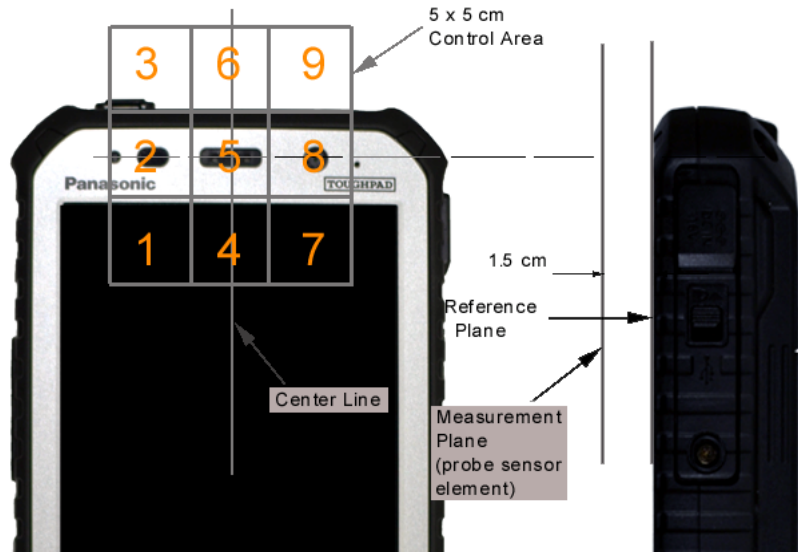




Figure 18-3 5x5 Scan grid above WD



Figure 18-4 E-Field WD Scan overlay

FCC ID: ACJFZE1B	 PCTEST ENGINEERING LABORATORY, INC.	HAC (RF EMISSIONS) TEST REPORT	 Panasonic	Reviewed by: Quality Manager
Filename: 0Y1406231320.ACJ	Test Dates: June 20-25, 2014	EUT Type: Portable Handset		Page 55 of 55