



# APPENDIX F: SAR TEST SETUP PHOTOGRAPHS



FCC ID ACJFZE1A		SAR EVALUATION REPORT		Reviewed by: Quality Manager
Test Dates: 06/12/14 - 06/17/14 & 09/17/14 - 10/01/14	DUT Type: Portable Handset			APPENDIX F: Page 1 of 10



SAR Test Setup Photo 1: Right Cheek



SAR Test Setup Photo 2: Right Tilt



FCC ID ACJFZE1A		SAR EVALUATION REPORT		Reviewed by: Quality Manager
Test Dates: 06/12/14 - 06/17/14 & 09/17/14 - 10/01/14	DUT Type: Portable Handset		APPENDIX F: Page 2 of 10	



SAR Test Setup Photo 3: Left Cheek



SAR Test Setup Photo 4: Left Tilt



FCC ID ACJFZE1A		SAR EVALUATION REPORT		Reviewed by: Quality Manager
Test Dates: 06/12/14 - 06/17/14 & 09/17/14 - 10/01/14		DUT Type: Portable Handset		APPENDIX F: Page 3 of 10



SAR Test Setup Photo 5: Back Side at 1.0 cm




SAR Test Setup Photo 6: Back Side at 0.0 cm



FCC ID ACJFZE1A		SAR EVALUATION REPORT		Reviewed by: Quality Manager
<b>Test Dates:</b> 06/12/14 - 06/17/14 & 09/17/14 - 10/01/14	<b>DUT Type:</b> Portable Handset		<b>APPENDIX F:</b> Page 4 of 10	
© 2014 PCTEST Engineering Laboratory, Inc.			REV 14.0 M 07/21/2014	



**SAR Test Setup Photo 7: Back Side at 0.0 cm with Hand Strap Accessories (Top-Right)**



**SAR Test Setup Photo 8 Back Side at 0.0 cm with Hand Strap Accessories (Top-Left)**



FCC ID ACJFZE1A		SAR EVALUATION REPORT		Reviewed by: Quality Manager
Test Dates: 06/12/14 - 06/17/14 & 09/17/14 - 10/01/14		DUT Type: Portable Handset		APPENDIX F: Page 5 of 10
© 2014 PCTEST Engineering Laboratory, Inc.				REV 14.0 M 07/21/2014



**SAR Test Setup Photo 9: Back Side at 0.0 cm with Body Holster Accessory**



**SAR Test Setup Photo 10: Front Side at 1.0 cm**



FCC ID ACJFZE1A		SAR EVALUATION REPORT		Reviewed by: Quality Manager
Test Dates: 06/12/14 - 06/17/14 & 09/17/14 - 10/01/14	DUT Type: Portable Handset		APPENDIX F: Page 6 of 10	
© 2014 PCTEST Engineering Laboratory, Inc.			REV 14.0 M 07/21/2014	



**SAR Test Setup Photo 11: Front Side at 0.0 cm**



**SAR Test Setup Photo 12: Front Side at 0.0 cm with Body Holster Accessory**



FCC ID ACJFZE1A		SAR EVALUATION REPORT		Reviewed by: Quality Manager
Test Dates: 06/12/14 - 06/17/14 & 09/17/14 - 10/01/14	DUT Type: Portable Handset		APPENDIX F: Page 7 of 10	



**SAR Test Setup Photo 13: Top Edge at 1.0 cm**



**SAR Test Setup Photo 14: Bottom Edge at 1.0 cm**



FCC ID ACJFZE1A		SAR EVALUATION REPORT		Reviewed by: Quality Manager
Test Dates: 06/12/14 - 06/17/14 & 09/17/14 - 10/01/14		DUT Type: Portable Handset		APPENDIX F: Page 8 of 10
© 2014 PCTEST Engineering Laboratory, Inc.				REV 14.0 M 07/21/2014



SAR Test Setup Photo 15: Right Edge at 1.0 cm



SAR Test Setup Photo 16: Left Edge at 1.0 cm



FCC ID ACJFZE1A		SAR EVALUATION REPORT		Reviewed by: Quality Manager
Test Dates: 06/12/14 - 06/17/14 & 09/17/14 - 10/01/14		DUT Type: Portable Handset		APPENDIX F: Page 9 of 10
© 2014 PCTEST Engineering Laboratory, Inc.				REV 14.0 M 07/21/2014



SAR Test Setup Photo 17: Left Edge at 0.0 cm



SAR Test Setup Photo 18: Horizontal and Vertical Reference Lines

FCC ID ACJFZE1A		SAR EVALUATION REPORT		Reviewed by: Quality Manager
Test Dates: 06/12/14 - 06/17/14 & 09/17/14 - 10/01/14		DUT Type: Portable Handset		APPENDIX F: Page 10 of 10