




## 13. TEST SETUP PHOTOGRAPHS



<b>FCC ID:</b> ACJFZE1A		<b>HAC (T-COIL) TEST REPORT</b>		<b>Reviewed by:</b> Quality Manager
<b>Filename:</b> 0Y1409171941.ACJ	<b>Test Dates:</b> October 3-6, 2014	<b>EUT Type:</b> Portable Handset	Page 40 of 42	



**Figure 13-1**  
**Test Setup for Wireless Device**



**Figure 13-2**  
**Test Setup for Wireless Device**

FCC ID:ACJFZE1A	 <b>PCTEST</b> ENGINEERING LABORATORY, INC.	HAC (T-COIL) TEST REPORT	 <b>Panasonic</b>	Reviewed by: Quality Manager
Filename: 0Y1409171941.ACJ	Test Dates: October 3-6, 2014	EUT Type: Portable Handset	Page 41 of 42	





Axial

Radial (Transverse)

**Figure 13-3  
T-Coil Scan Overlay Magnetic Field Distributions**

Note: Final measurement locations are indicated by a cursor on the contour plots.

FCC ID:ACJFZE1A	 PCTEST ENGINEERING LABORATORY, INC.	HAC (T-COIL) TEST REPORT	 Panasonic	Reviewed by: Quality Manager
Filename: 0Y1409171941.ACJ	Test Dates: October 3-6, 2014	EUT Type: Portable Handset	Page 42 of 42	