



18. External Photos


<Front-1>



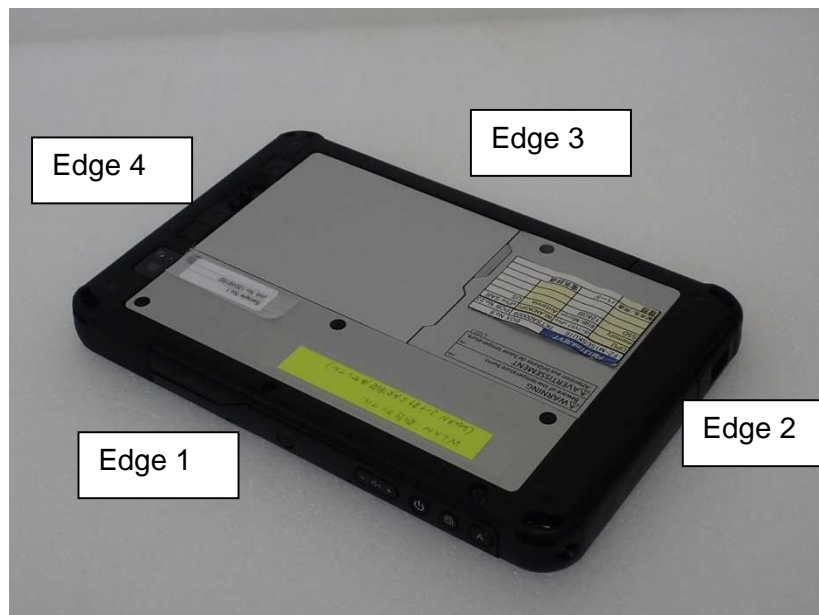
< Front-2>



< Bottom-1 >

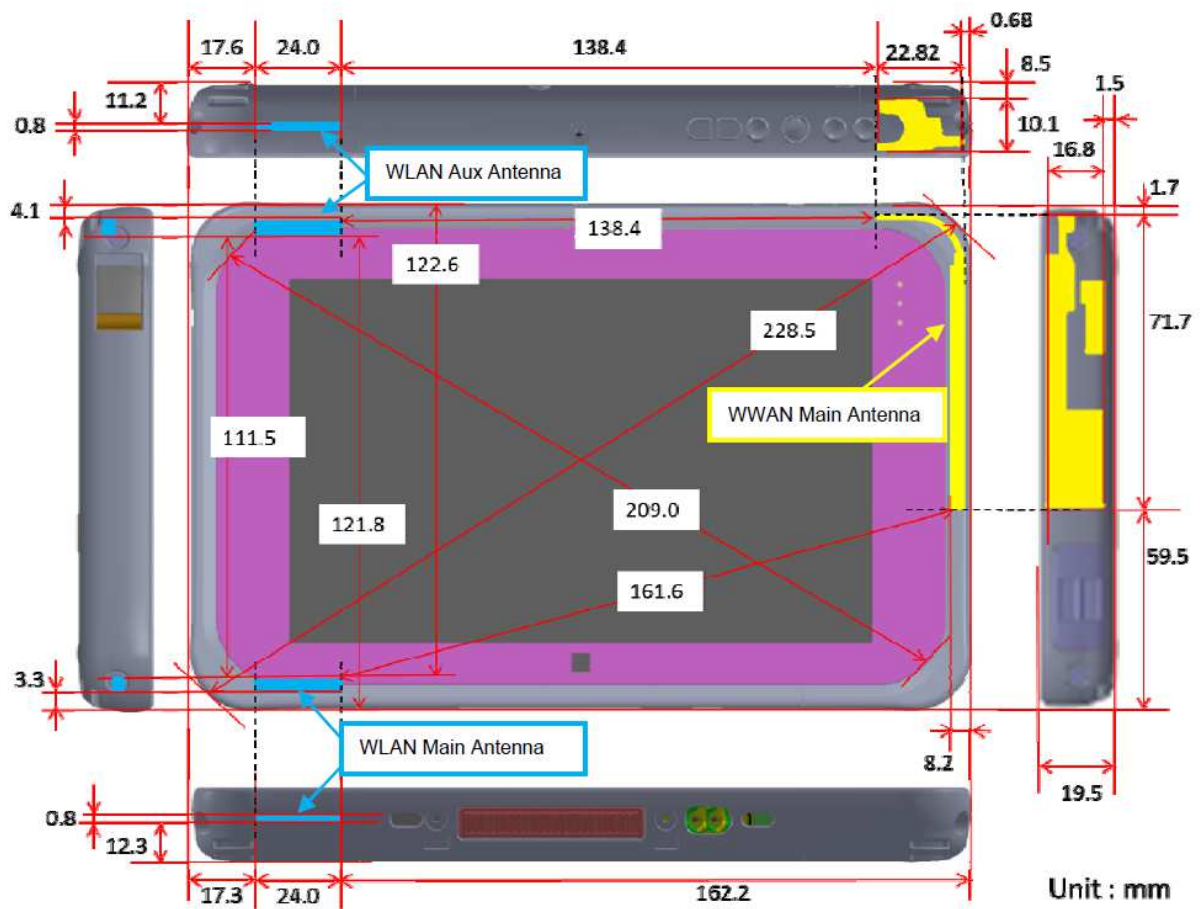


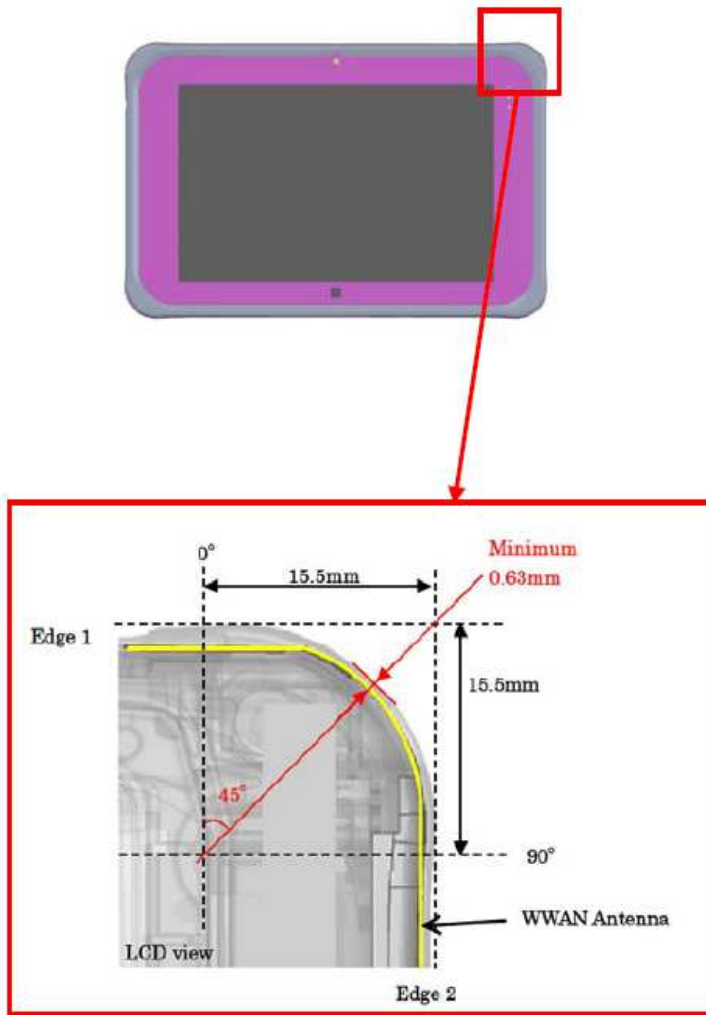
< Bottom-2 >



19. Antenna Dimensions & Separation Distances

Tablet Mode






Angle(°)	Distance(mm)
0	1.70
10	1.20
20	1.20
30	0.70
40	0.65
45	0.63
50	0.65
60	0.68
70	0.68
80	0.68
90	0.68

Distance from the Antenna


<p>WLAN Main Antenna to user</p>	<p>Bottom Face: 12.3mm from antenna to Bottom surface Edges with the following Configurations: EDGE 3 3.3mm from antenna to edge EDGE 2 162.2mm from antenna to edge EDGE 1 122.6mm from antenna to edge EDGE 4 17.3mm from antenna to edge</p>
<p>WLAN Aux & BT Antenna to user</p>	<p>Bottom Face: 11.2mm from antenna to Bottom surface Edges with the following Configurations: EDGE 3 121.8mm from antenna to edge EDGE 2 161.9mm from antenna to edge EDGE 1 4.1mm from antenna to edge EDGE 4 17.6mm from antenna to edge</p>
<p>WWAN main Antenna to user</p>	<p>Bottom Face: 1.5mm from antenna to Bottom surface Edges with the following Configurations: EDGE 3 59.5mm from antenna to edge EDGE 2 0.68mm from antenna to edge EDGE 1 1.7mm from antenna to edge EDGE 4 180.0mm from antenna to edge</p>

20. Setup Photos


Edge1, 0mm Separation Distance




Edge1, 11mm Separation Distance





Edge 2. 0mm Separation Distance



Edge 2, 15mm Separation Distance





Edge 2 45deg 0mm Separation Distance



Edge 2 45deg 11mm Separation Distance



Edge 3. 0mm Separation Distance



Edge4, 0mm Separation Distance



Bottom, 0mm Separation Distance



Bottom, 23mm Separation Distance



END OF REPORT