

15.14 SAR Test Plots for Wi-Fi 2.4 GHz Band

WLAN 2.4G Main Ant 11b 1Mbps 2437MHz Edge1 0mm

Communication System: UID 0, WLAN 11a/b/g/n (0); Communication System Band: 11b/g/n (2.4G); Frequency: 2437 MHz; Duty Cycle: 1:1

Medium parameters used (interpolated): $f = 2437$ MHz; $\sigma = 1.98$ S/m; $\epsilon_r = 50.465$; $\rho = 1000$ kg/m³

Phantom section: Flat Section

Measurement Standard: DASYS (IEEE/IEC/ANSI C63.19-2007)

DASY5 Configuration

Probe: EX3DV4 - SN3917 (add ConvF); ConvF(7.15, 7.15, 7.15); Calibrated: 2015/08/13;

Sensor-Surface: 2mm (Mechanical Surface Detection)

Electronics: DAE4 Sn1369; Calibrated: 2015/05/22

Phantom: ELI v5.0 (30deg probe tilt); Type: QDOVA002AA; Serial: TP:1203

Measurement SW: DASY52, Version 52.8 (8); SEMCAD X Version 14.6.10 (7331)

Area Scan (71x151x1): Interpolated grid: $dx=1.200$ mm, $dy=1.200$ mm

Maximum value of SAR (interpolated) = 0.0142 W/kg

Zoom Scan (7x7x7)/Cube 0: Measurement grid: $dx=5$ mm, $dy=5$ mm, $dz=5$ mm

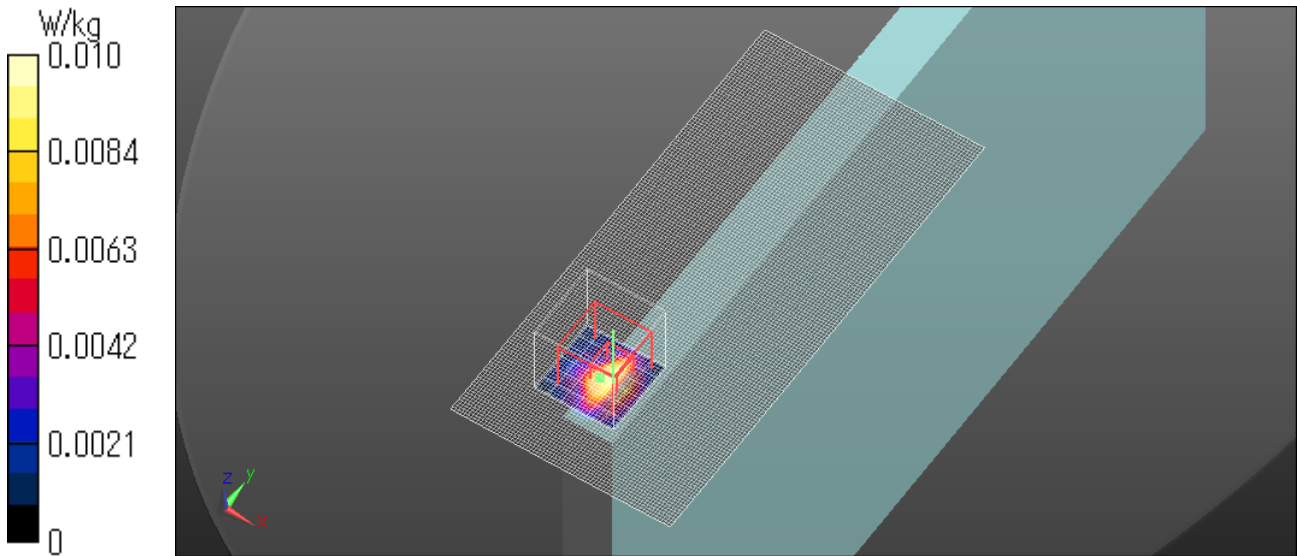
Reference Value = 2.112 V/m; Power Drift = 0.13 dB

Peak SAR (extrapolated) = 0.0140 W/kg

SAR(1 g) = 0.00478 W/kg; SAR(10 g) = 0.00142 W/kg

Maximum value of SAR (measured) = 0.0105 W/kg

Date: 2015/11/16



WLAN 2.4G Main Ant 11b 1Mbps 2437MHz Edge1 tilt 0mm

Communication System: UID 0, WLAN 11a/b/g/n (0); Communication System Band: 11b/g/n (2.4G); Frequency: 2437 MHz; Duty Cycle: 1:1

Medium parameters used (interpolated): $f = 2437$ MHz; $\sigma = 1.98$ S/m; $\epsilon_r = 50.465$; $\rho = 1000$ kg/m³

Phantom section: Flat Section

Measurement Standard: DASYS (IEEE/IEC/ANSI C63.19-2007)

DASY5 Configuration

Probe: EX3DV4 - SN3917 (add ConvF); ConvF(7.15, 7.15, 7.15); Calibrated: 2015/08/13;

Sensor-Surface: 2mm (Mechanical Surface Detection)

Electronics: DAE4 Sn1369; Calibrated: 2015/05/22

Phantom: ELI v5.0 (30deg probe tilt); Type: QDOVA002AA; Serial: TP:1203

Measurement SW: DASY52, Version 52.8 (8); SEMCAD X Version 14.6.10 (7331)

Area Scan (101x151x1): Interpolated grid: dx=1.200 mm, dy=1.200 mm

Maximum value of SAR (interpolated) = 0.0762 W/kg

Zoom Scan (7x7x7)/Cube 0: Measurement grid: dx=5mm, dy=5mm, dz=5mm

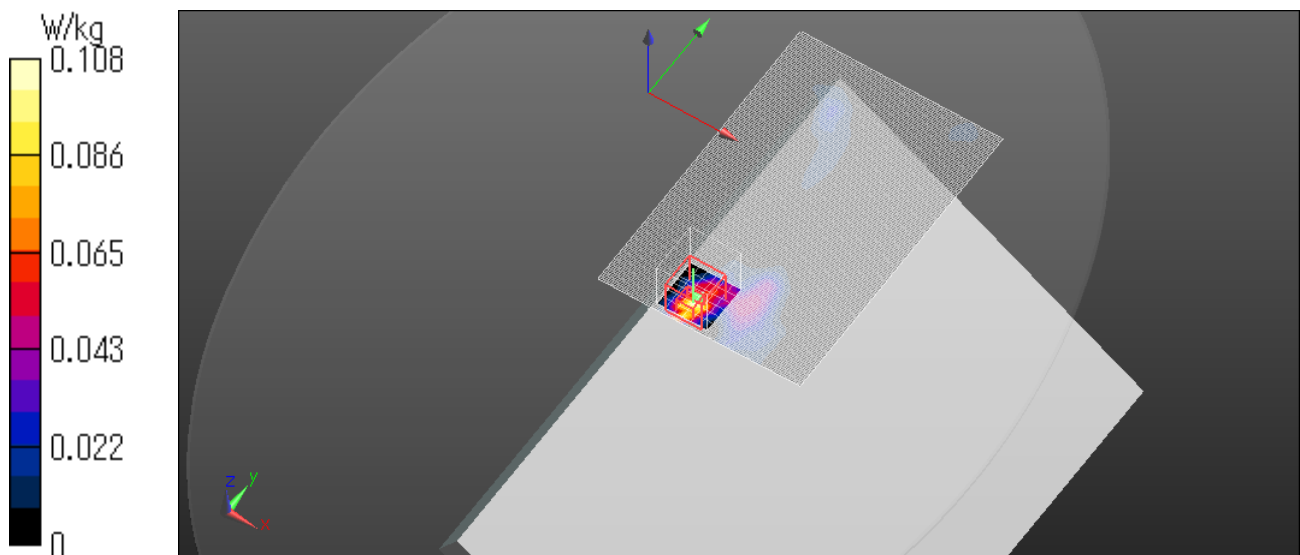
Reference Value = 6.767 V/m; Power Drift = -0.03 dB

Peak SAR (extrapolated) = 0.163 W/kg

SAR(1 g) = 0.045 W/kg; SAR(10 g) = 0.015 W/kg

Maximum value of SAR (measured) = 0.108 W/kg

Date: 2015/11/16



WLAN 2.4G Aux Ant 11b 1Mbps 2457MHz Edge1 tilt 0mm

Communication System: UID 0, WLAN 11a/b/g/n (0); Communication System Band: 11b/g/n (2.4G); Frequency: 2457 MHz; Duty Cycle: 1:1

Medium parameters used (interpolated): $f = 2457$ MHz; $\sigma = 2.004$ S/m; $\epsilon_r = 50.381$; $\rho = 1000$ kg/m³

Phantom section: Flat Section

Measurement Standard: DASYS (IEEE/IEC/ANSI C63.19-2007)

DASY5 Configuration

Probe: EX3DV4 - SN3917 (add ConvF); ConvF(7.15, 7.15, 7.15); Calibrated: 2015/08/13;

Sensor-Surface: 1.4mm (Mechanical Surface Detection)

Electronics: DAE4 Sn1369; Calibrated: 2015/05/22

Phantom: ELI v5.0 (30deg probe tilt); Type: QDOVA002AA; Serial: TP:1203

Measurement SW: DASY52, Version 52.8 (8); SEMCAD X Version 14.6.10 (7331)

Area Scan (101x151x1): Interpolated grid: dx=1.200 mm, dy=1.200 mm

Maximum value of SAR (interpolated) = 0.332 W/kg

Zoom Scan (7x7x7)/Cube 0: Measurement grid: dx=5mm, dy=5mm, dz=5mm

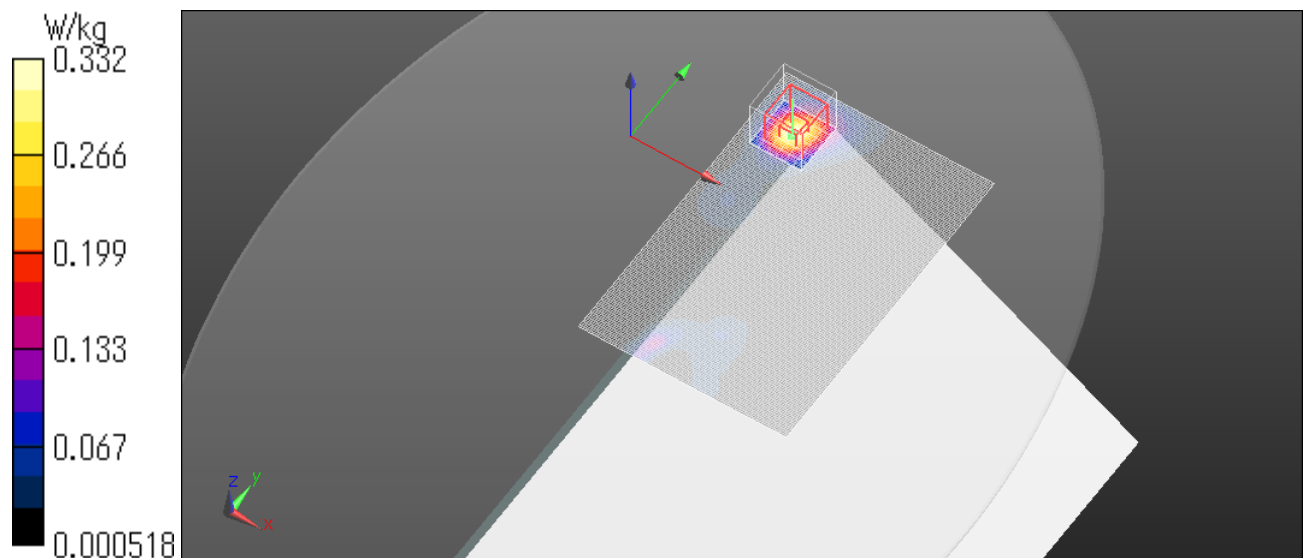
Reference Value = 13.23 V/m; Power Drift = 0.01 dB

Peak SAR (extrapolated) = 0.408 W/kg

SAR(1 g) = 0.210 W/kg; SAR(10 g) = 0.102 W/kg

Maximum value of SAR (measured) = 0.332 W/kg

Date: 2015/11/16



15.15 SAR Test Plots for Wi-Fi 5.3 GHz Band

WLAN 5.3G Main Ant 11n40 HT0 5310MHz Edge1 0mm

Communication System: UID 0, WLAN (0); Communication System Band: 11n40/ac40; Frequency: 5310 MHz; Duty Cycle: 1:1

Medium parameters used: $f = 5310$ MHz; $\sigma = 5.561$ S/m; $\epsilon_r = 47.031$; $\rho = 1000$ kg/m³

Phantom section: Flat Section

Measurement Standard: DASYS (IEEE/IEC/ANSI C63.19-2007)

DASY5 Configuration

Probe: EX3DV4 - SN3922; ConvF(4.46, 4.46, 4.46); Calibrated: 2015/06/17;

Sensor-Surface: 1.4mm (Mechanical Surface Detection)

Electronics: DAE4 Sn1372; Calibrated: 2015/06/15

Phantom: ELI v5.0 (30deg probe tilt); Type: QDOVA002AA; Serial: TP:1203

Measurement SW: DASYS2, Version 52.8 (8); SEMCAD X Version 14.6.10 (7331)

Area Scan (91x181x1): Interpolated grid: dx=1.000 mm, dy=1.000 mm

Maximum value of SAR (interpolated) = 0.00669 W/kg

Zoom Scan (8x8x7)/Cube 0: Measurement grid: dx=4mm, dy=4mm, dz=1.4mm

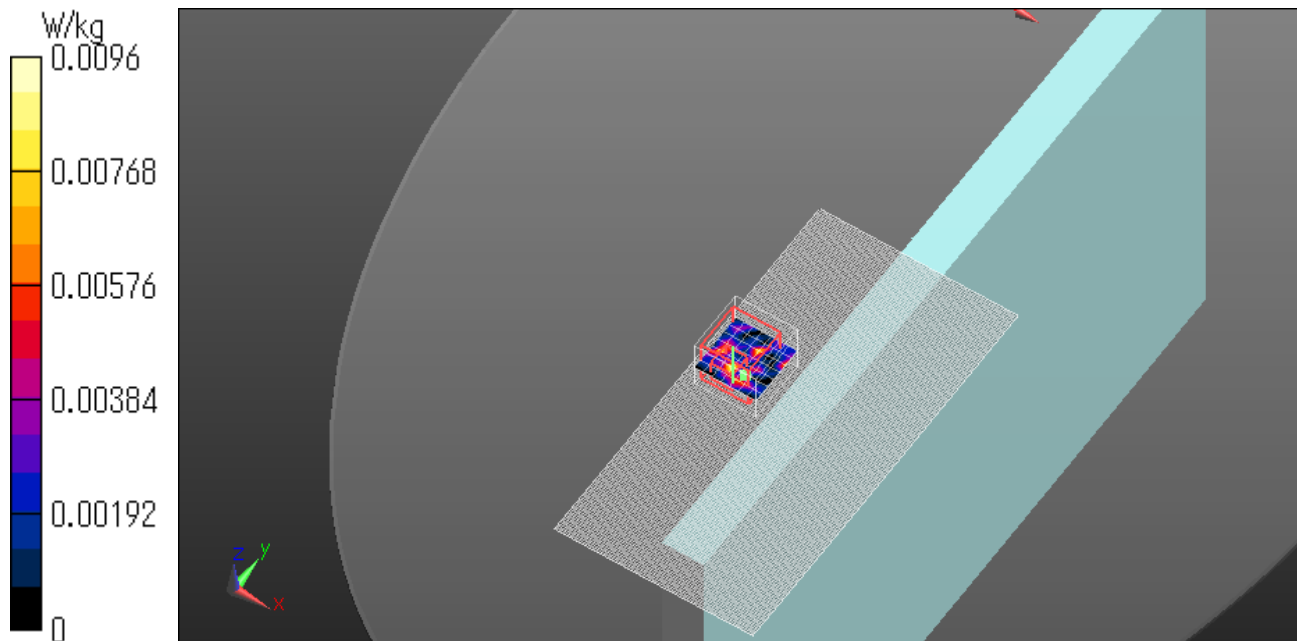
Reference Value = 0.8500 V/m; Power Drift = -0.15 dB

Peak SAR (extrapolated) = 0.00960 W/kg

SAR(1 g) = 9.97e-005 W/kg; SAR(10 g) = 1.02e-005 W/kg

Maximum value of SAR (measured) = 0.00960 W/kg

Date: 2015/11/18



WLAN 5.3G Main Ant 11n40 HT0 5310MHz Edge1 tilt 0mm

Communication System: UID 0, WLAN (0); Communication System Band: 11n40/ac40; Frequency: 5310 MHz; Duty Cycle: 1:1

Medium parameters used: $f = 5310$ MHz; $\sigma = 5.561$ S/m; $\epsilon_r = 47.031$; $\rho = 1000$ kg/m³

Phantom section: Flat Section

Measurement Standard: DASYS (IEEE/IEC/ANSI C63.19-2007)

DASY5 Configuration

Probe: EX3DV4 - SN3922; ConvF(4.46, 4.46, 4.46); Calibrated: 2015/06/17;

Sensor-Surface: 1.4mm (Mechanical Surface Detection)

Electronics: DAE4 Sn1372; Calibrated: 2015/06/15

Phantom: ELI v5.0 (30deg probe tilt); Type: QDOVA002AA; Serial: TP:1203

Measurement SW: DASYS2, Version 52.8 (8); SEMCAD X Version 14.6.10 (7331)

Area Scan (81x221x1): Interpolated grid: dx=1.000 mm, dy=1.000 mm

Maximum value of SAR (interpolated) = 0.631 W/kg

Zoom Scan (8x8x7)/Cube 0: Measurement grid: dx=4mm, dy=4mm, dz=1.4mm

Reference Value = 7.996 V/m; Power Drift = -0.18 dB

Peak SAR (extrapolated) = 0.888 W/kg

SAR(1 g) = 0.181 W/kg; SAR(10 g) = 0.070 W/kg

Maximum value of SAR (measured) = 0.442 W/kg

Zoom Scan 2 (8x8x7)/Cube 0: Measurement grid: dx=4mm, dy=4mm, dz=1.4mm

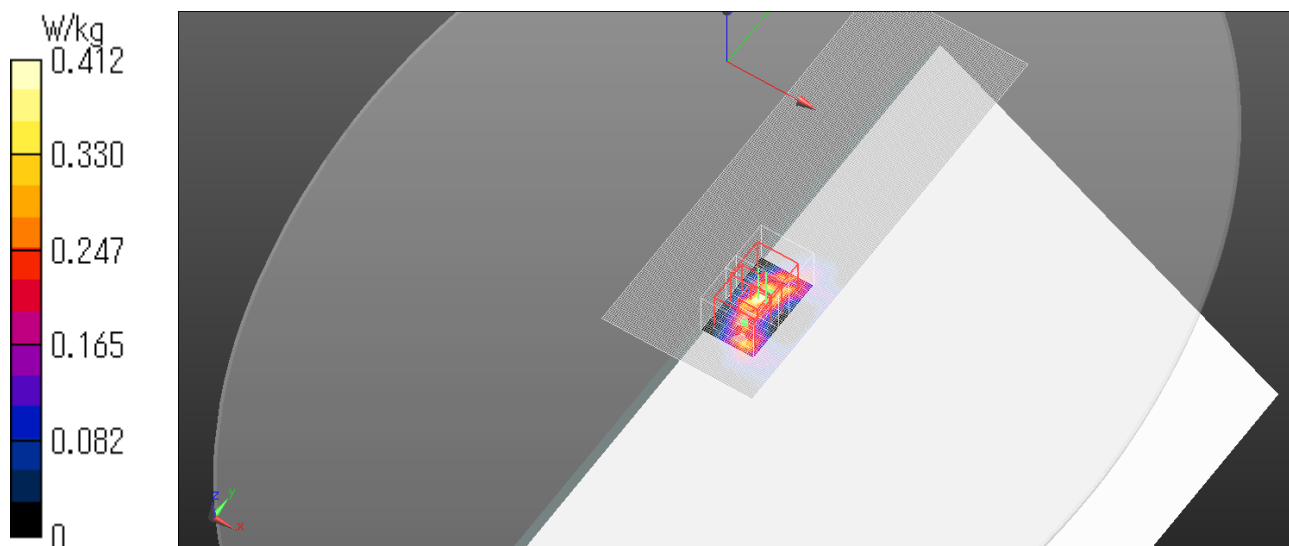
Reference Value = 7.996 V/m; Power Drift = -0.18 dB

Peak SAR (extrapolated) = 0.671 W/kg

SAR(1 g) = 0.172 W/kg; SAR(10 g) = 0.061 W/kg

Maximum value of SAR (measured) = 0.412 W/kg

Date: 2015/11/18



WLAN 5.3G Aux Ant 11n40 HT0 5310MHz Edge1 tilt 0mm

Communication System: UID 0, WLAN (0); Communication System Band: 11n40/ac40; Frequency: 5310 MHz; Duty Cycle: 1:1

Medium parameters used: $f = 5310$ MHz; $\sigma = 5.561$ S/m; $\epsilon_r = 47.031$; $\rho = 1000$ kg/m³

Phantom section: Flat Section

Measurement Standard: DASYS (IEEE/IEC/ANSI C63.19-2007)

DASY5 Configuration

Probe: EX3DV4 - SN3922; ConvF(4.46, 4.46, 4.46); Calibrated: 2015/06/17;

Sensor-Surface: 1.4mm (Mechanical Surface Detection)

Electronics: DAE4 Sn1372; Calibrated: 2015/06/15

Phantom: ELI v5.0 (30deg probe tilt); Type: QDOVA002AA; Serial: TP:1203

Measurement SW: DASYS2, Version 52.8 (8); SEMCAD X Version 14.6.10 (7331)

Area Scan (91x121x1): Interpolated grid: dx=1.000 mm, dy=1.000 mm

Maximum value of SAR (interpolated) = 1.19 W/kg

Zoom Scan (8x8x7)/Cube 0: Measurement grid: dx=4mm, dy=4mm, dz=1.4mm

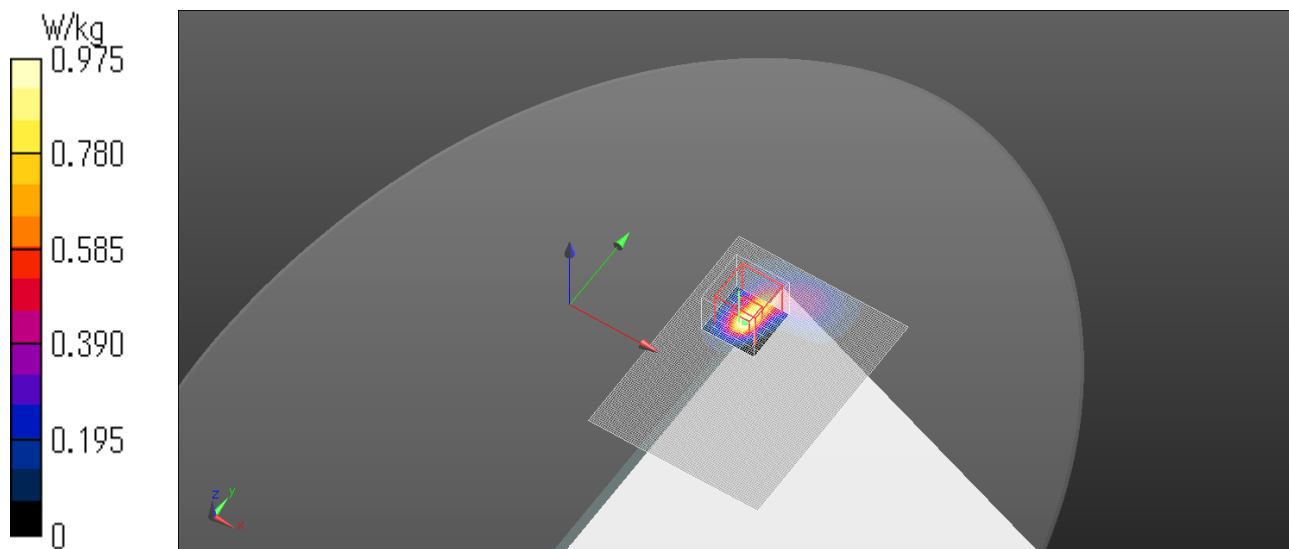
Reference Value = 15.49 V/m; Power Drift = -0.18 dB

Peak SAR (extrapolated) = 1.75 W/kg

SAR(1 g) = 0.417 W/kg; SAR(10 g) = 0.125 W/kg

Maximum value of SAR (measured) = 0.975 W/kg

Date: 2015/11/18



15.16 SAR Test Plots for Wi-Fi 5.5 GHz Band

WLAN 5.6G Main Ant 11ac80 VHT0 5690MHz Edge1 0mm

Communication System: UID 0, WLAN (0); Communication System Band: 11ac80; Frequency: 5690 MHz; Duty Cycle: 1:1
Medium parameters used: $f = 5690$ MHz; $\sigma = 6.033$ S/m; $\epsilon_r = 47.462$; $\rho = 1000$ kg/m³

Phantom section: Flat Section

Measurement Standard: DASY5 (IEEE/IEC/ANSI C63.19-2007)

DASY5 Configuration

Probe: EX3DV4 - SN3922; ConvF(3.87, 3.87, 3.87); Calibrated: 2015/06/17;

Sensor-Surface: 1.4mm (Mechanical Surface Detection)

Electronics: DAE4 Sn1372; Calibrated: 2015/06/15


Phantom: ELI v5.0 TP1207 (30deg probe tilt); Type: QDOVA002AA; Serial: TP:1207

Measurement SW: DASY52, Version 52.8 (8); SEMCAD X Version 14.6.10 (7331)

Area Scan (91x181x1): Interpolated grid: $dx=1.000$ mm, $dy=1.000$ mm

Maximum value of SAR (interpolated) = 0 W/kg

Date: 2015/12/03



WLAN 5.6G Main Ant 11ac80 VHT0 5690MHz Edge1 tilt 0mm

Communication System: UID 0, WLAN (0); Communication System Band: 11ac80; Frequency: 5690 MHz; Duty Cycle: 1:1
Medium parameters used: $f = 5690$ MHz; $\sigma = 6.033$ S/m; $\epsilon_r = 47.462$; $\rho = 1000$ kg/m³

Phantom section: Flat Section

Measurement Standard: DASYS (IEEE/IEC/ANSI C63.19-2007)

DASY5 Configuration

Probe: EX3DV4 - SN3922; ConvF(3.87, 3.87, 3.87); Calibrated: 2015/06/17;

Sensor-Surface: 1.4mm (Mechanical Surface Detection)

Electronics: DAE4 Sn1372; Calibrated: 2015/06/15

Phantom: ELI v5.0 TP1207 (30deg probe tilt); Type: QDOVA002AA; Serial: TP:1207

Measurement SW: DASYS2, Version 52.8 (8); SEMCAD X Version 14.6.10 (7331)

Area Scan (81x221x1): Interpolated grid: $dx=1.000$ mm, $dy=1.000$ mm

Maximum value of SAR (interpolated) = 0.572 W/kg

Zoom Scan (8x8x7)/Cube 0: Measurement grid: $dx=4$ mm, $dy=4$ mm, $dz=1.4$ mm

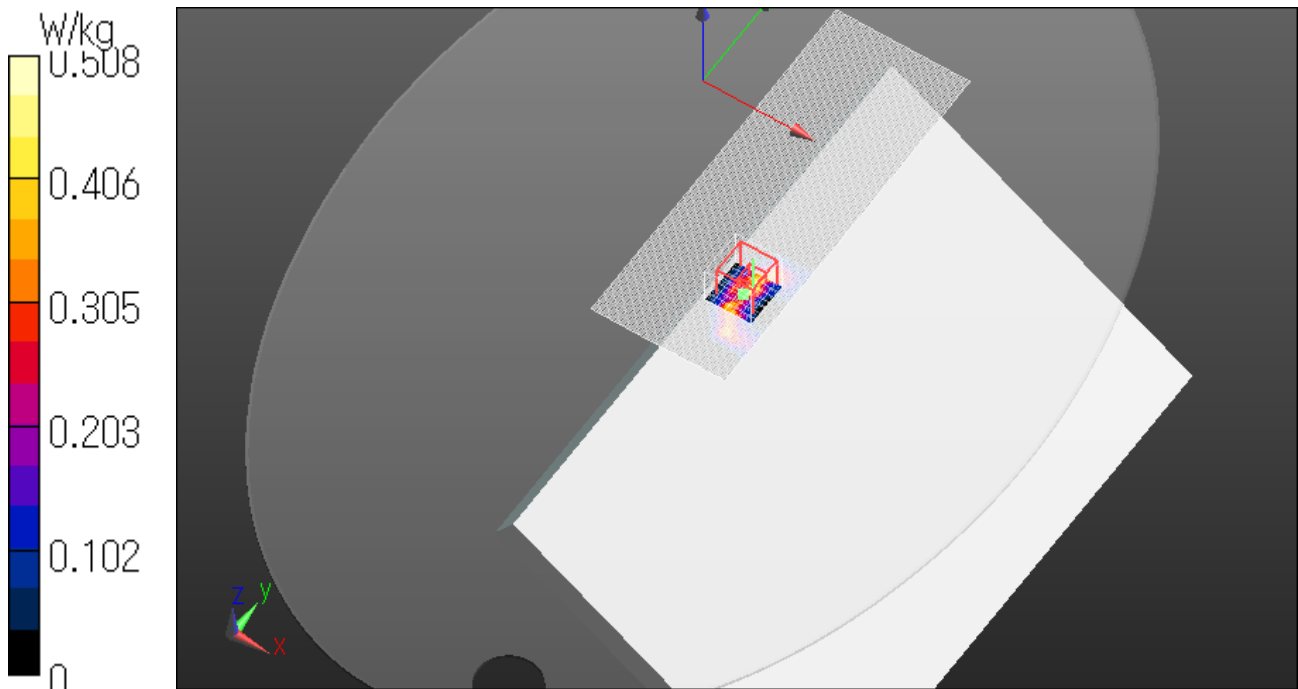
Reference Value = 7.987 V/m; Power Drift = -0.11 dB

Peak SAR (extrapolated) = 1.94 W/kg

SAR(1 g) = 0.211 W/kg; SAR(10 g) = 0.075 W/kg

Maximum value of SAR (measured) = 0.508 W/kg

Date: 2015/12/03



WLAN 5.6G Aux Ant 11ac80 VHT0 5690MHz Edge1 tilt 0mm

Communication System: UID 0, WLAN (0); Communication System Band: 11ac80; Frequency: 5690 MHz; Duty Cycle: 1:1
Medium parameters used: $f = 5690$ MHz; $\sigma = 6.033$ S/m; $\epsilon_r = 47.462$; $\rho = 1000$ kg/m³

Phantom section: Flat Section

Measurement Standard: DASYS (IEEE/IEC/ANSI C63.19-2007)

DASY5 Configuration

Probe: EX3DV4 - SN3922; ConvF(3.87, 3.87, 3.87); Calibrated: 2015/06/17;

Sensor-Surface: 1.4mm (Mechanical Surface Detection)

Electronics: DAE4 Sn1372; Calibrated: 2015/06/15

Phantom: ELI v5.0 TP1207 (30deg probe tilt); Type: QDOVA002AA; Serial: TP:1207

Measurement SW: DASYS2, Version 52.8 (8); SEMCAD X Version 14.6.10 (7331)

Area Scan (91x121x1): Interpolated grid: dx=1.000 mm, dy=1.000 mm

Maximum value of SAR (interpolated) = 1.41 W/kg

Zoom Scan (8x8x7)/Cube 0: Measurement grid: dx=4mm, dy=4mm, dz=1.4mm

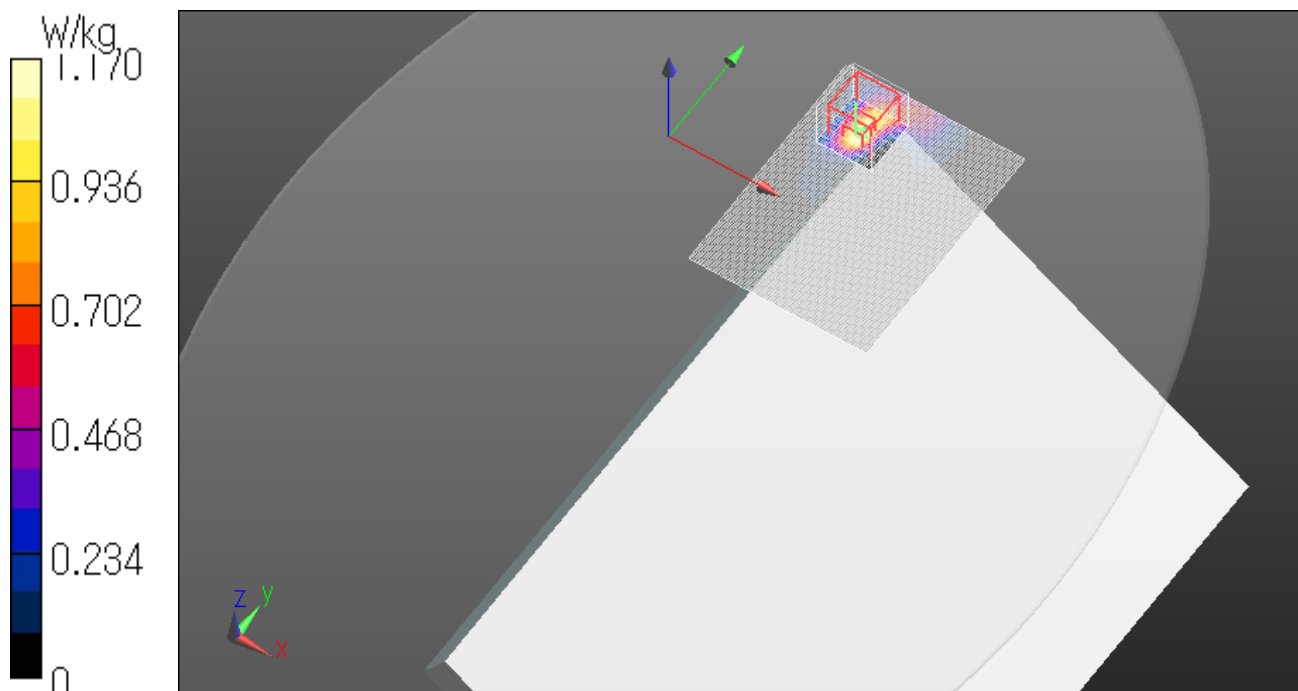
Reference Value = 15.86 V/m; Power Drift = 0.04 dB

Peak SAR (extrapolated) = 1.97 W/kg

SAR(1 g) = 0.473 W/kg; SAR(10 g) = 0.152 W/kg

Maximum value of SAR (measured) = 1.17 W/kg

Date: 2015/12/03



15.17 SAR Test Plots for Wi-Fi 5.8 GHz Band

WLAN 5.8G Main Ant 11ac80 VHT0 5775MHz Edge1 0mm

Communication System: UID 0, WLAN (0); Communication System Band: 11ac80; Frequency: 5775 MHz; Duty Cycle: 1:1

Medium parameters used (interpolated): $f = 5775$ MHz; $\sigma = 5.946$ S/m; $\epsilon_r = 46.586$; $\rho = 1000$ kg/m³

Phantom section: Flat Section

Measurement Standard: DASYS (IEEE/IEC/ANSI C63.19-2007)

DASY5 Configuration

Probe: EX3DV4 - SN3922; ConvF(4.08, 4.08, 4.08); Calibrated: 2015/06/17;

Sensor-Surface: 1.4mm (Mechanical Surface Detection)

Electronics: DAE4 Sn1372; Calibrated: 2015/06/15

Phantom: ELI v5.0 TP1207 (30deg probe tilt); Type: QDOVA002AA; Serial: TP:1207

Measurement SW: DASY52, Version 52.8 (8); SEMCAD X Version 14.6.10 (7331)

Area Scan (81x151x1): Interpolated grid: $dx=1.000$ mm, $dy=1.000$ mm

Maximum value of SAR (interpolated) = 0.00831 W/kg

Zoom Scan (8x8x7)/Cube 0: Measurement grid: $dx=4$ mm, $dy=4$ mm, $dz=1.4$ mm

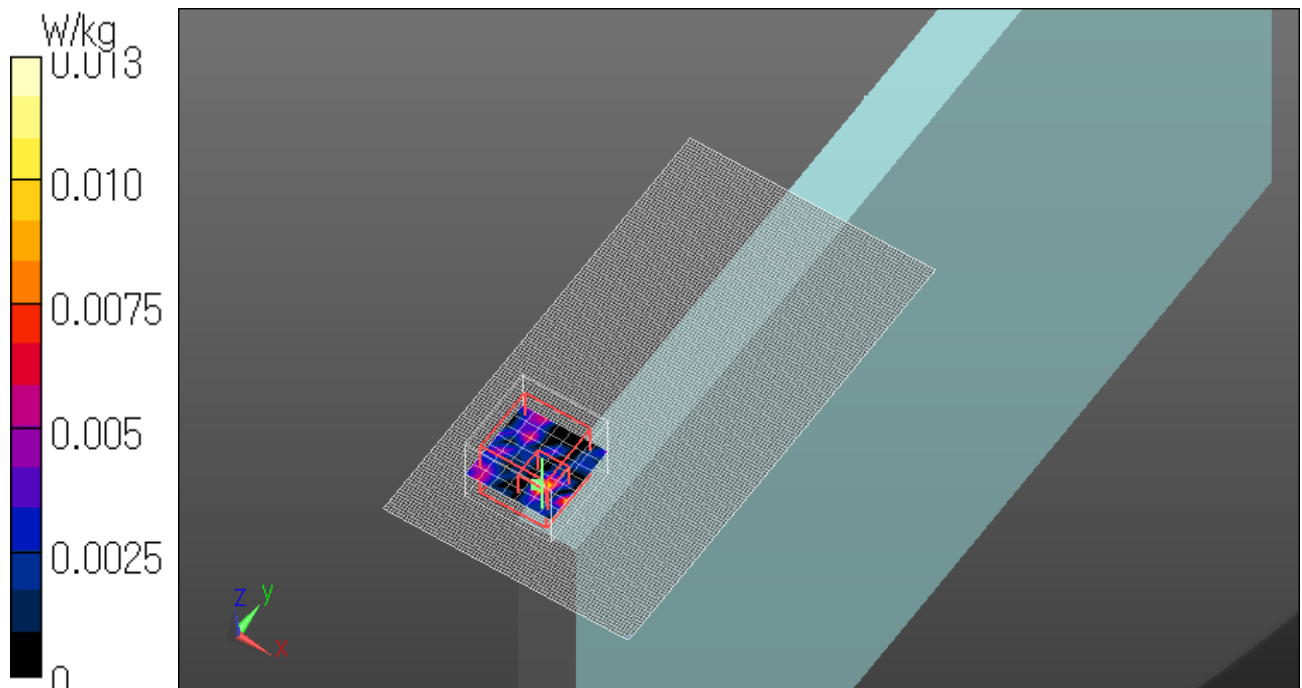
Reference Value = 0.9580 V/m; Power Drift = -0.02 dB

Peak SAR (extrapolated) = 0.0120 W/kg

SAR(1 g) = 0.000977 W/kg; SAR(10 g) = 0.000213 W/kg

Maximum value of SAR (measured) = 0.0125 W/kg

Date: 2015/11/19



WLAN 5.8G Main Ant 11ac80 VHT0 5775MHz Edge1 tilt 0mm

Communication System: UID 0, WLAN (0); Communication System Band: 11ac80; Frequency: 5775 MHz; Duty Cycle: 1:1

Medium parameters used (interpolated): $f = 5775$ MHz; $\sigma = 5.946$ S/m; $\epsilon_r = 46.586$; $\rho = 1000$ kg/m³

Phantom section: Flat Section

Measurement Standard: DASYS5 (IEEE/IEC/ANSI C63.19-2007)

DASY5 Configuration

Probe: EX3DV4 - SN3922; ConvF(4.08, 4.08, 4.08); Calibrated: 2015/06/17;

Sensor-Surface: 1.4mm (Mechanical Surface Detection)

Electronics: DAE4 Sn1372; Calibrated: 2015/06/15

Phantom: ELI v5.0 TP1207 (30deg probe tilt); Type: QDOVA002AA; Serial: TP:1207

Measurement SW: DASY52, Version 52.8 (8); SEMCAD X Version 14.6.10 (7331)

Area Scan (81x201x1): Interpolated grid: $dx=1.000$ mm, $dy=1.000$ mm

Maximum value of SAR (interpolated) = 0.620 W/kg

Zoom Scan (8x8x7)/Cube 0: Measurement grid: $dx=4$ mm, $dy=4$ mm, $dz=1.4$ mm

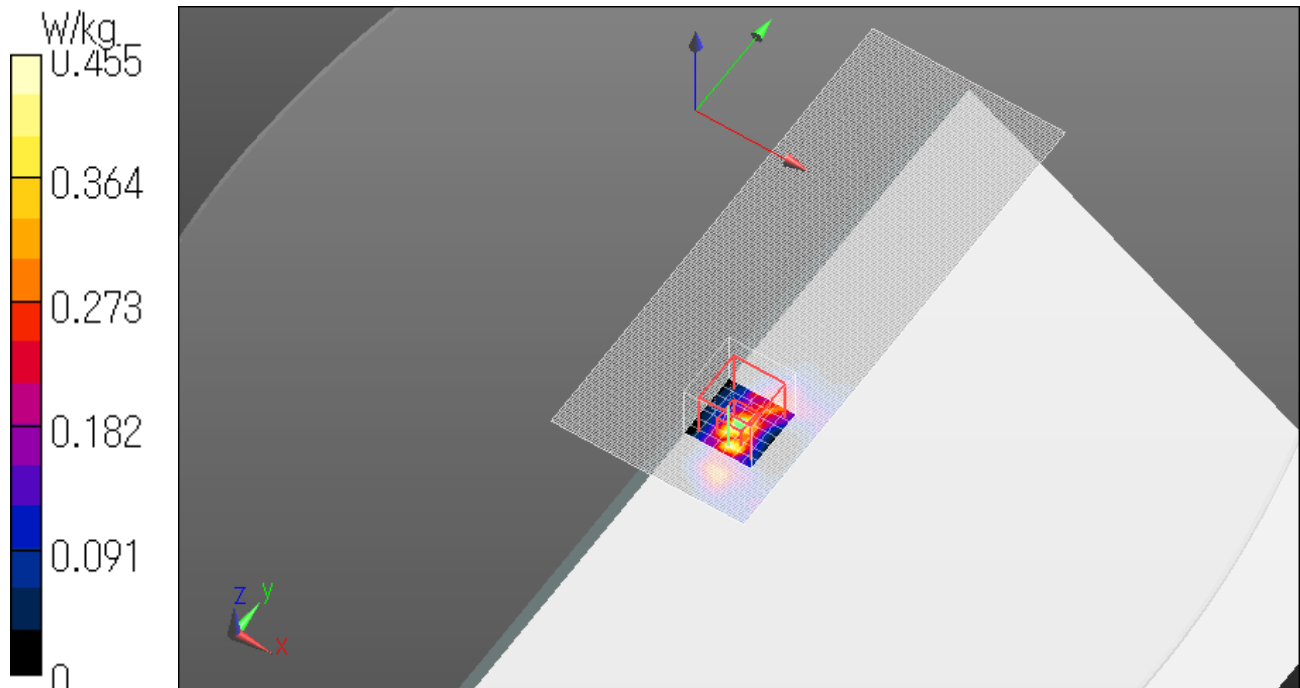
Reference Value = 7.638 V/m; Power Drift = 0.17 dB

Peak SAR (extrapolated) = 1.30 W/kg

SAR(1 g) = 0.205 W/kg; SAR(10 g) = 0.075 W/kg

Maximum value of SAR (measured) = 0.455 W/kg

Date: 2015/11/19



WLAN 5.8G Aux Ant 11n40 HT0 5755MHz Edge1 tilt 0mm

Communication System: UID 0, WLAN (0); Communication System Band: 11n40/ac40; Frequency: 5755 MHz; Duty Cycle: 1:1

Medium parameters used (interpolated): $f = 5755$ MHz; $\sigma = 6.122$ S/m; $\epsilon_r = 46.368$; $\rho = 1000$ kg/m³

Phantom section: Flat Section

Measurement Standard: DASYS5 (IEEE/IEC/ANSI C63.19-2007)

DASY5 Configuration

Probe: EX3DV4 - SN3922; ConvF(4.08, 4.08, 4.08); Calibrated: 2015/06/17;

Sensor-Surface: 1.4mm (Mechanical Surface Detection)

Electronics: DAE4 Sn1372; Calibrated: 2015/06/15

Phantom: ELI v5.0 (30deg probe tilt); Type: QDOVA002AA; Serial: TP:1203

Measurement SW: DASY52, Version 52.8 (8); SEMCAD X Version 14.6.10 (7331)

Area Scan (91x121x1): Interpolated grid: dx=1.000 mm, dy=1.000 mm

Maximum value of SAR (interpolated) = 1.43 W/kg

Zoom Scan (8x8x7)/Cube 0: Measurement grid: dx=4mm, dy=4mm, dz=1.4mm

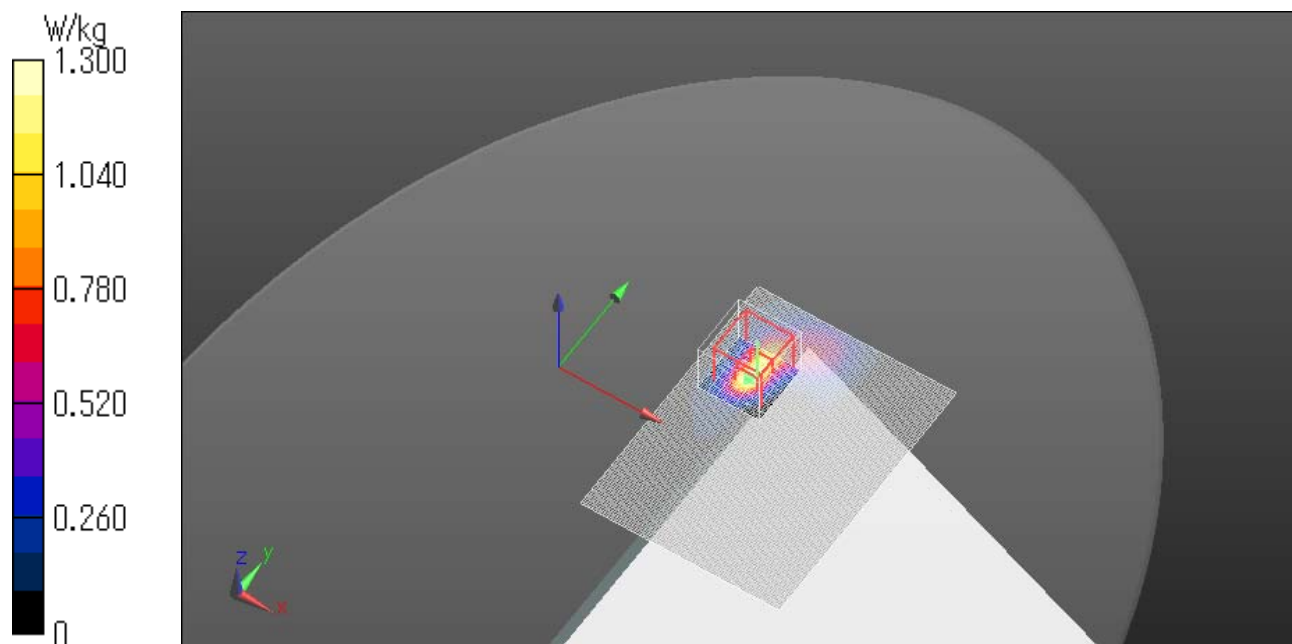
Reference Value = 17.20 V/m; Power Drift = -0.19 dB

Peak SAR (extrapolated) = 2.27 W/kg

SAR(1 g) = 0.513 W/kg; SAR(10 g) = 0.152 W/kg

Maximum value of SAR (measured) = 1.30 W/kg

Date: 2015/12/09



15.18 SAR Test Plots for Bluetooth

Bluetooth Aux Ant DH5 2441MHz Edge1 0mm

Communication System: UID 0, Bluetooth (0); Communication System Band: DH5; Frequency: 2441 MHz; Duty Cycle: 1:1

Medium parameters used (interpolated): $f = 2441$ MHz; $\sigma = 1.991$ S/m; $\epsilon_r = 51.094$; $\rho = 1000$ kg/m³

Phantom section: Flat Section

Measurement Standard: DASY5 (IEEE/IEC/ANSI C63.19-2007)

DASY5 Configuration

Probe: EX3DV4 - SN3922; ConvF(7.49, 7.49, 7.49); Calibrated: 2015/06/17;

Sensor-Surface: 2mm (Mechanical Surface Detection)

Electronics: DAE4 Sn1372; Calibrated: 2015/06/15

Phantom: ELI v5.0 TP1207 (30deg probe tilt); Type: QDOVA002AA; Serial: TP:1207

Measurement SW: DASY52, Version 52.8 (8); SEMCAD X Version 14.6.10 (7331)

Configuration/Edge1/Area Scan (71x101x1): Interpolated grid: dx=1.200 mm, dy=1.200 mm

Maximum value of SAR (interpolated) = 0.00458 W/kg

Configuration/Edge1/Zoom Scan (7x7x7)/Cube 0: Measurement grid: dx=5mm, dy=5mm, dz=5mm

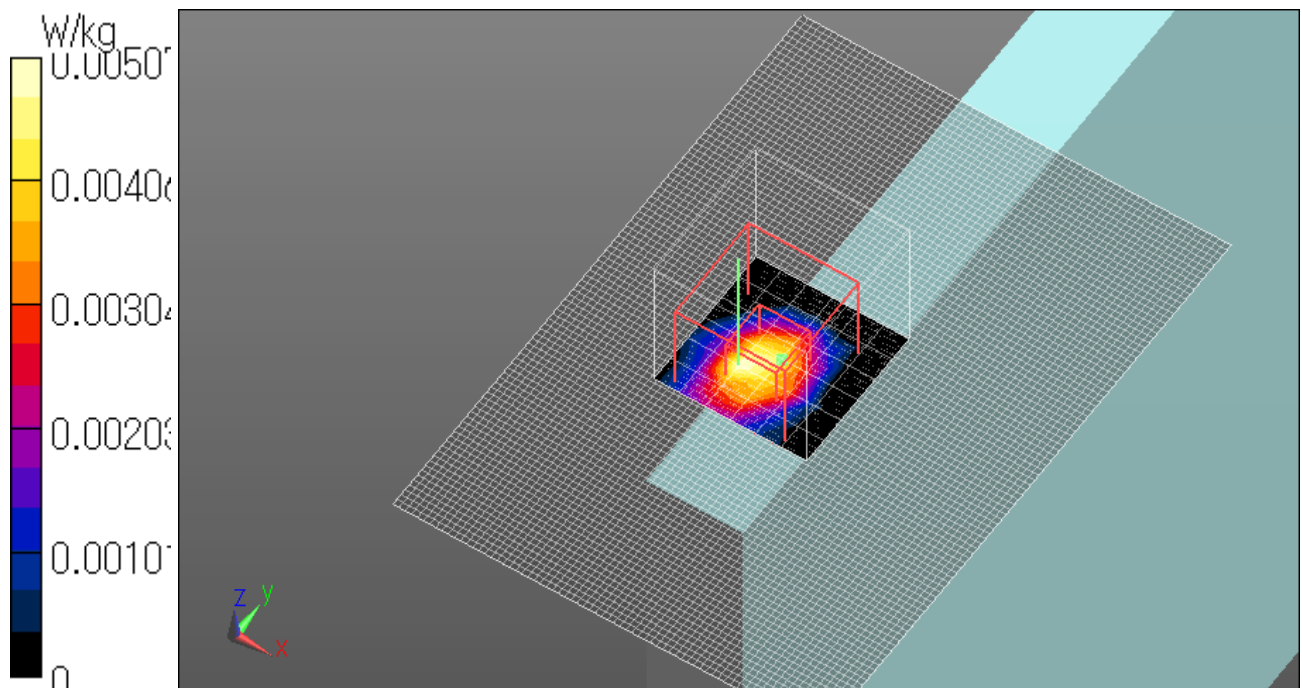
Reference Value = 1.644 V/m; Power Drift = 0.17 dB

Peak SAR (extrapolated) = 0.0140 W/kg

SAR(1 g) = 0.00193 W/kg; SAR(10 g) = 0.000302 W/kg

Maximum value of SAR (measured) = 0.00507 W/kg

Date: 2015/12/16



Bluetooth Aux Ant DH5 2441MHz Bottom side 0mm

Communication System: UID 0, Bluetooth (0); Communication System Band: DH5; Frequency: 2441 MHz; Duty Cycle: 1:1

Medium parameters used (interpolated): $f = 2441$ MHz; $\sigma = 1.991$ S/m; $\epsilon_r = 51.094$; $\rho = 1000$ kg/m³

Phantom section: Flat Section

Measurement Standard: DASYS (IEEE/IEC/ANSI C63.19-2007)

DASY5 Configuration

Probe: EX3DV4 - SN3922; ConvF(7.49, 7.49, 7.49); Calibrated: 2015/06/17;

Sensor-Surface: 1.4mm (Mechanical Surface Detection)

Electronics: DAE4 Sn1372; Calibrated: 2015/06/15

Phantom: ELI v5.0 TP1207 (30deg probe tilt); Type: QDOVA002AA; Serial: TP:1207

Measurement SW: DASYS2, Version 52.8 (8); SEMCAD X Version 14.6.10 (7331)

Configuration/Bottom/Area Scan (101x71x1): Interpolated grid: dx=1.200 mm, dy=1.200 mm

Maximum value of SAR (interpolated) = 0.0179 W/kg

Configuration/Bottom/Zoom Scan (7x7x7) (7x7x7)/Cube 0: Measurement grid: dx=5mm, dy=5mm, dz=5mm

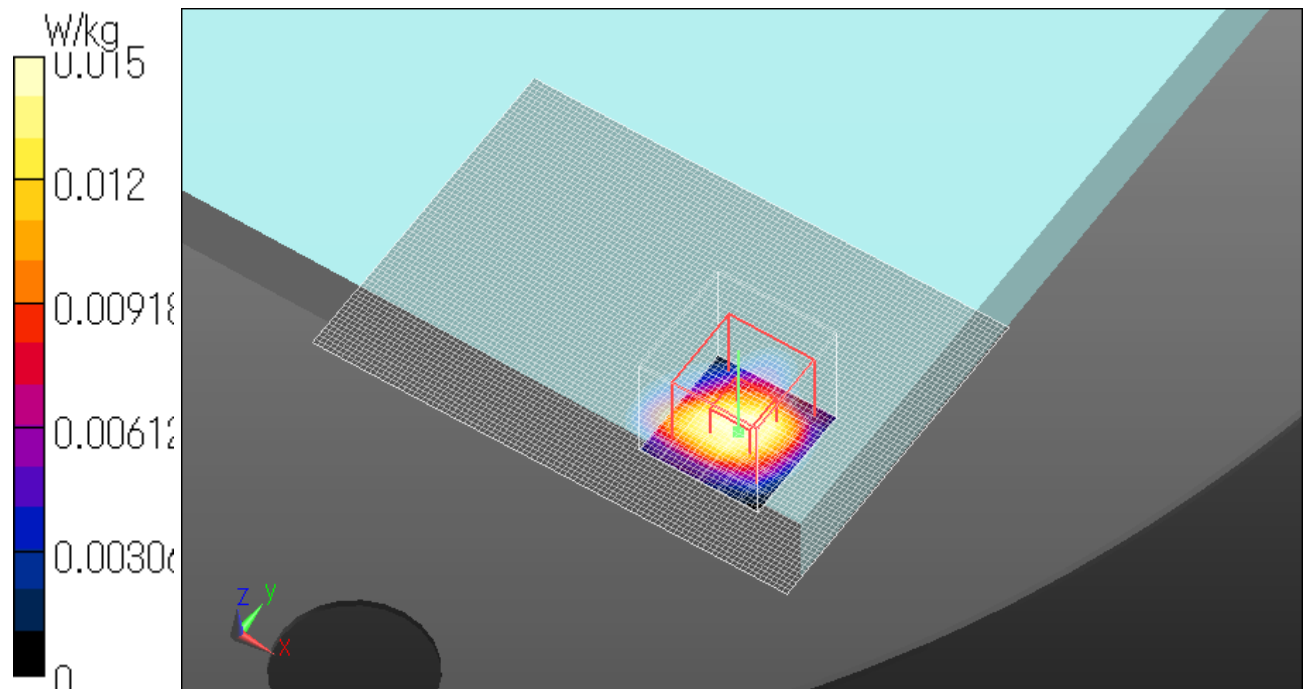
Reference Value = 2.848 V/m; Power Drift = -0.12 dB

Peak SAR (extrapolated) = 0.0190 W/kg

SAR(1 g) = 0.00886 W/kg; SAR(10 g) = 0.00299 W/kg

Maximum value of SAR (measured) = 0.0153 W/kg

Date: 2015/12/16



Bluetooth Aux Ant DH5 2441MHzEdge1 tilt 0mm

Communication System: UID 0, Bluetooth (0); Communication System Band: DH5; Frequency: 2441 MHz; Duty Cycle: 1:1

Medium parameters used (interpolated): $f = 2441$ MHz; $\sigma = 1.991$ S/m; $\epsilon_r = 51.094$; $\rho = 1000$ kg/m³

Phantom section: Flat Section

Measurement Standard: DASYS (IEEE/IEC/ANSI C63.19-2007)

DASY5 Configuration

Probe: EX3DV4 - SN3922; ConvF(7.49, 7.49, 7.49); Calibrated: 2015/06/17;

Sensor-Surface: 1.4mm (Mechanical Surface Detection)

Electronics: DAE4 Sn1372; Calibrated: 2015/06/15

Phantom: ELI v5.0 TP1207 (30deg probe tilt); Type: QDOVA002AA; Serial: TP:1207

Measurement SW: DASYS2, Version 52.8 (8); SEMCAD X Version 14.6.10 (7331)

Area Scan 2 (81x151x1): Interpolated grid: dx=1.200 mm, dy=1.200 mm

Maximum value of SAR (interpolated) = 0.0964 W/kg

Zoom Scan (7x7x7) (7x7x7)/Cube 0: Measurement grid: dx=5mm, dy=5mm, dz=5mm

Reference Value = 6.079 V/m; Power Drift = -0.00dB

Peak SAR (extrapolated) = 0.170 W/kg

SAR(1 g) = 0.031 W/kg; SAR(10 g) = 0.010 W/kg

Maximum value of SAR (measured) = 0.0814 W/kg

Date: 2015/12/16

