

15.7 SAR test plots for LTE Band 2

LTE Band2 QPSK Allocation1 Start49 1860MHz Edge1 0mm Reduction

Communication System: UID 0, Generic LTE (0); Communication System Band: Band 2, E-UTRA/FDD (1850.0 - 1910.0 MHz); Frequency: 1860 MHz; Duty Cycle: 1:1

Medium parameters used: $f = 1860$ MHz; $\sigma = 1.481$ S/m; $\epsilon_r = 51.065$; $\rho = 1000$ kg/m³

Phantom section: Flat Section

Measurement Standard: DASYS5 (IEEE/IEC/ANSI C63.19-2011)

DASY5 Configuration

Probe: EX3DV4 - SN3917; ConvF(7.66, 7.66, 7.66); Calibrated: 2015/05/29;

Sensor-Surface: 2mm (Mechanical Surface Detection)

Electronics: DAE4 Sn1369; Calibrated: 2015/05/22

Phantom: ELI v5.0 (30deg probe tilt); Type: QDOVA002AA; Serial: TP:1203

Measurement SW: DASY52, Version 52.8 (8); SEMCAD X Version 14.6.10 (7331)

Area Scan (51x101x1): Interpolated grid: dx=1.500 mm, dy=1.500 mm

Maximum value of SAR (interpolated) = 1.28 W/kg

Zoom Scan (7x7x7)/Cube 0: Measurement grid: dx=5mm, dy=5mm, dz=5mm

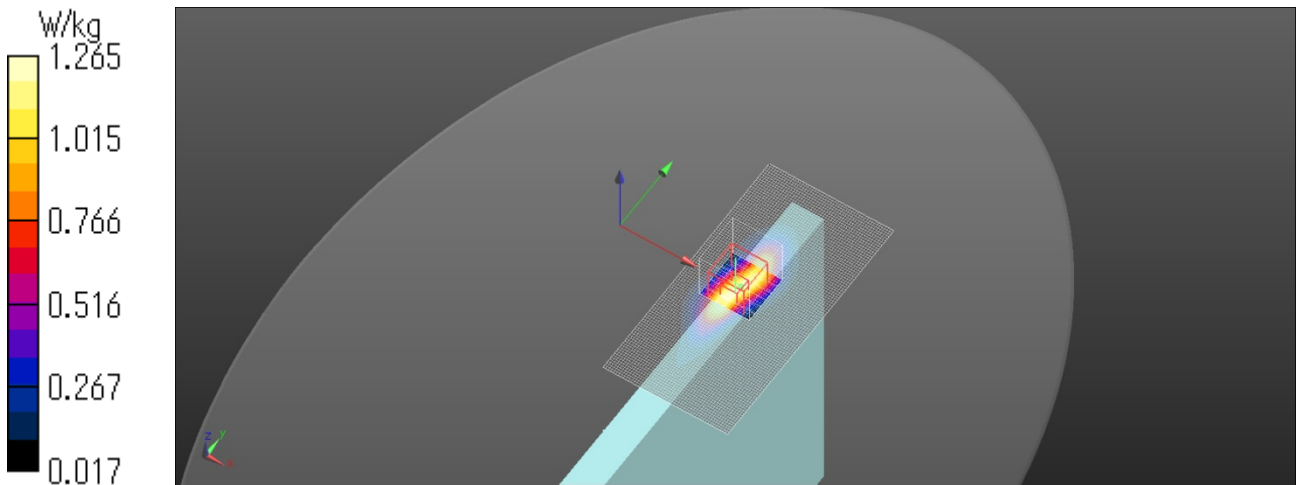
Reference Value = 31.78 V/m; Power Drift = -0.07 dB

Peak SAR (extrapolated) = 1.61 W/kg

SAR(1 g) = 0.908 W/kg; SAR(10 g) = 0.482 W/kg

Maximum value of SAR (measured) = 1.27 W/kg

Date: 2016/01/09



LTE Band2 QPSK Allocation1 Start99 1880MHz Edge1 0mm Reduction

Communication System: UID 0, Generic LTE (0); Communication System Band: Band 2, E-UTRA/FDD (1850.0 - 1910.0 MHz); Frequency: 1880 MHz; Duty Cycle: 1:1

Medium parameters used: $f = 1880$ MHz; $\sigma = 1.501$ S/m; $\epsilon_r = 50.993$; $\rho = 1000$ kg/m³

Phantom section: Flat Section

Measurement Standard: DASYS (IEEE/IEC/ANSI C63.19-2011)

DASY5 Configuration

Probe: EX3DV4 - SN3917; ConvF(7.66, 7.66, 7.66); Calibrated: 2015/05/29;

Sensor-Surface: 2mm (Mechanical Surface Detection)

Electronics: DAE4 Sn1369; Calibrated: 2015/05/22

Phantom: ELI v5.0 (30deg probe tilt); Type: QDOVA002AA; Serial: TP:1203

Measurement SW: DASY52, Version 52.8 (8); SEMCAD X Version 14.6.10 (7331)

Area Scan (51x101x1): Interpolated grid: dx=1.500 mm, dy=1.500 mm

Maximum value of SAR (interpolated) = 1.40 W/kg

Zoom Scan (7x7x7)/Cube 0: Measurement grid: dx=5mm, dy=5mm, dz=5mm

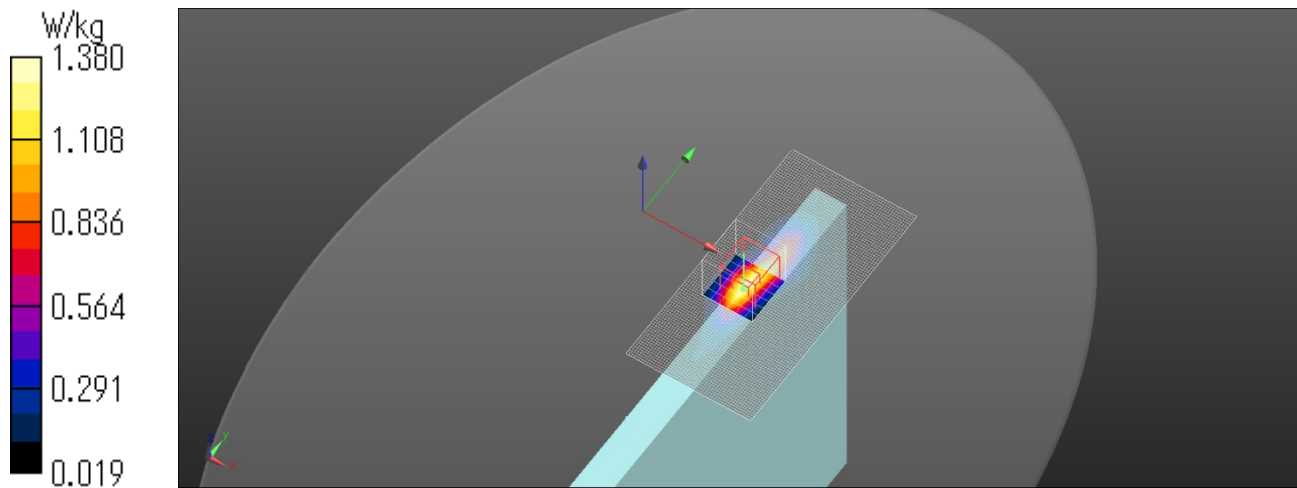
Reference Value = 33.21 V/m; Power Drift = -0.07 dB

Peak SAR (extrapolated) = 1.75 W/kg

SAR(1 g) = 0.942 W/kg; SAR(10 g) = 0.476 W/kg

Maximum value of SAR (measured) = 1.38 W/kg

Date: 2016/01/09



LTE Band2 QPSK Allocation1 Start0 1900MHz Edge1 0mm Reduction

Communication System: UID 0, Generic LTE (0); Communication System Band: Band 2, E-UTRA/FDD (1850.0 - 1910.0 MHz); Frequency: 1900 MHz; Duty Cycle: 1:1

Medium parameters used: $f = 1900$ MHz; $\sigma = 1.521$ S/m; $\epsilon_r = 50.941$; $\rho = 1000$ kg/m³

Phantom section: Flat Section

Measurement Standard: DASY5 (IEEE/IEC/ANSI C63.19-2011)

DASY5 Configuration

Probe: EX3DV4 - SN3917; ConvF(7.66, 7.66, 7.66); Calibrated: 2015/05/29;

Sensor-Surface: 2mm (Mechanical Surface Detection)

Electronics: DAE4 Sn1369; Calibrated: 2015/05/22

Phantom: ELI v5.0 (30deg probe tilt); Type: QDOVA002AA; Serial: TP:1203

Measurement SW: DASY52, Version 52.8 (8); SEMCAD X Version 14.6.10 (7331)

Area Scan (51x101x1): Interpolated grid: dx=1.500 mm, dy=1.500 mm

Maximum value of SAR (interpolated) = 1.54 W/kg

Zoom Scan (7x7x7)/Cube 0: Measurement grid: dx=5mm, dy=5mm, dz=5mm

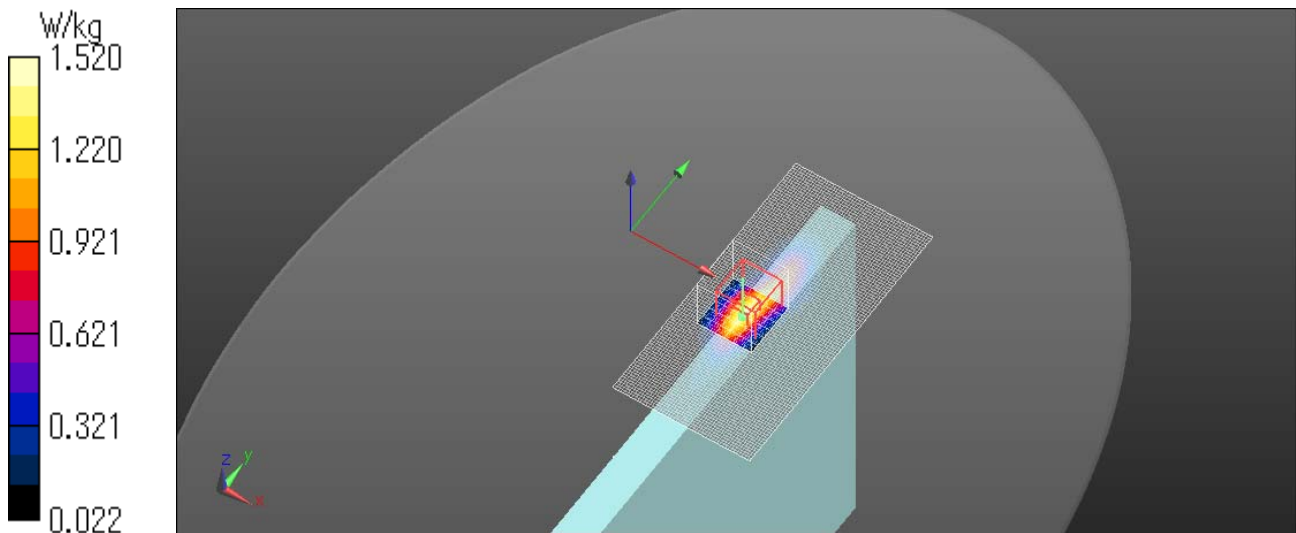
Reference Value = 34.75 V/m; Power Drift = -0.11 dB

Peak SAR (extrapolated) = 1.92 W/kg

SAR(1 g) = 1.03 W/kg; SAR(10 g) = 0.517 W/kg

Maximum value of SAR (measured) = 1.52 W/kg

Date: 2016/01/09



LTE Band2 QPSK Allocation50 Start0 1860MHz Edge1 0mm Reduction

Communication System: UID 0, Generic LTE (0); Communication System Band: Band 2, E-UTRA/FDD (1850.0 - 1910.0 MHz); Frequency: 1860 MHz; Duty Cycle: 1:1

Medium parameters used: $f = 1860$ MHz; $\sigma = 1.481$ S/m; $\epsilon_r = 51.065$; $\rho = 1000$ kg/m³

Phantom section: Flat Section

Measurement Standard: DASYS (IEEE/IEC/ANSI C63.19-2011)

DASY5 Configuration

Probe: EX3DV4 - SN3917; ConvF(7.66, 7.66, 7.66); Calibrated: 2015/05/29;

Sensor-Surface: 2mm (Mechanical Surface Detection)

Electronics: DAE4 Sn1369; Calibrated: 2015/05/22

Phantom: ELI v5.0 (30deg probe tilt); Type: QDOVA002AA; Serial: TP:1203

Measurement SW: DASY52, Version 52.8 (8); SEMCAD X Version 14.6.10 (7331)

Area Scan (51x101x1): Interpolated grid: dx=1.500 mm, dy=1.500 mm

Maximum value of SAR (interpolated) = 1.30 W/kg

Zoom Scan (7x7x7)/Cube 0: Measurement grid: dx=5mm, dy=5mm, dz=5mm

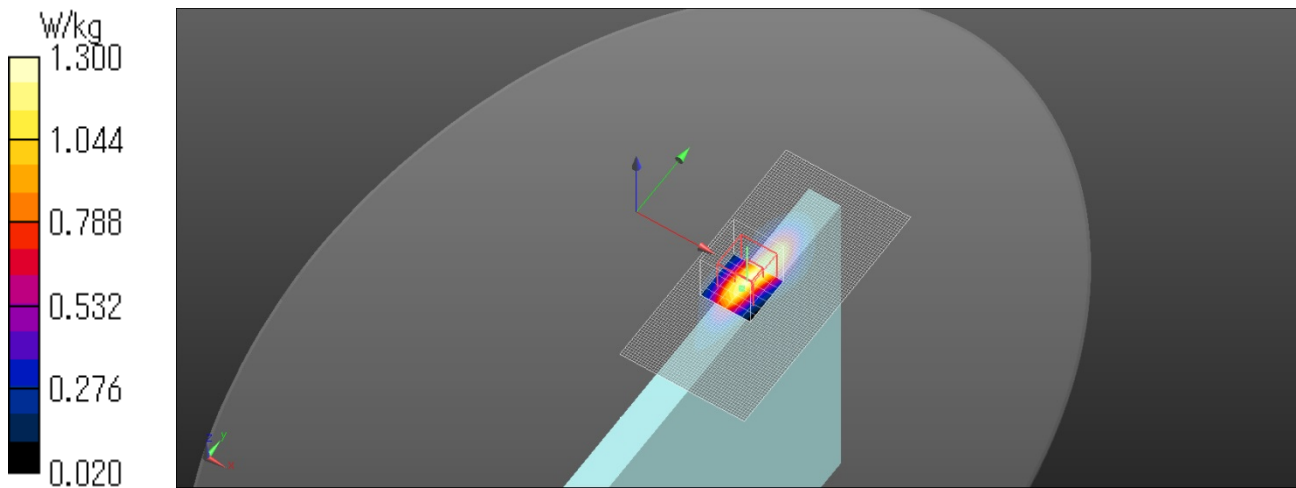
Reference Value = 31.95 V/m; Power Drift = 0.00 dB

Peak SAR (extrapolated) = 1.63 W/kg

SAR(1 g) = 0.911 W/kg; SAR(10 g) = 0.476 W/kg

Maximum value of SAR (measured) = 1.30 W/kg

Date: 2016/01/09



LTE Band2 QPSK Allocation50 Start49 1880MHz Edge1 0mm Reduction

Communication System: UID 0, Generic LTE (0); Communication System Band: Band 2, E-UTRA/FDD (1850.0 - 1910.0 MHz); Frequency: 1880 MHz; Duty Cycle: 1:1

Medium parameters used: $f = 1880$ MHz; $\sigma = 1.501$ S/m; $\epsilon_r = 50.993$; $\rho = 1000$ kg/m³

Phantom section: Flat Section

Measurement Standard: DASY5 (IEEE/IEC/ANSI C63.19-2011)

DASY5 Configuration

Probe: EX3DV4 - SN3917; ConvF(7.66, 7.66, 7.66); Calibrated: 2015/05/29;

Sensor-Surface: 2mm (Mechanical Surface Detection)

Electronics: DAE4 Sn1369; Calibrated: 2015/05/22

Phantom: ELI v5.0 (30deg probe tilt); Type: QDOVA002AA; Serial: TP:1203

Measurement SW: DASY52, Version 52.8 (8); SEMCAD X Version 14.6.10 (7331)

Area Scan (51x101x1): Interpolated grid: dx=1.500 mm, dy=1.500 mm

Maximum value of SAR (interpolated) = 1.24 W/kg

Zoom Scan (7x7x7)/Cube 0: Measurement grid: dx=5mm, dy=5mm, dz=5mm

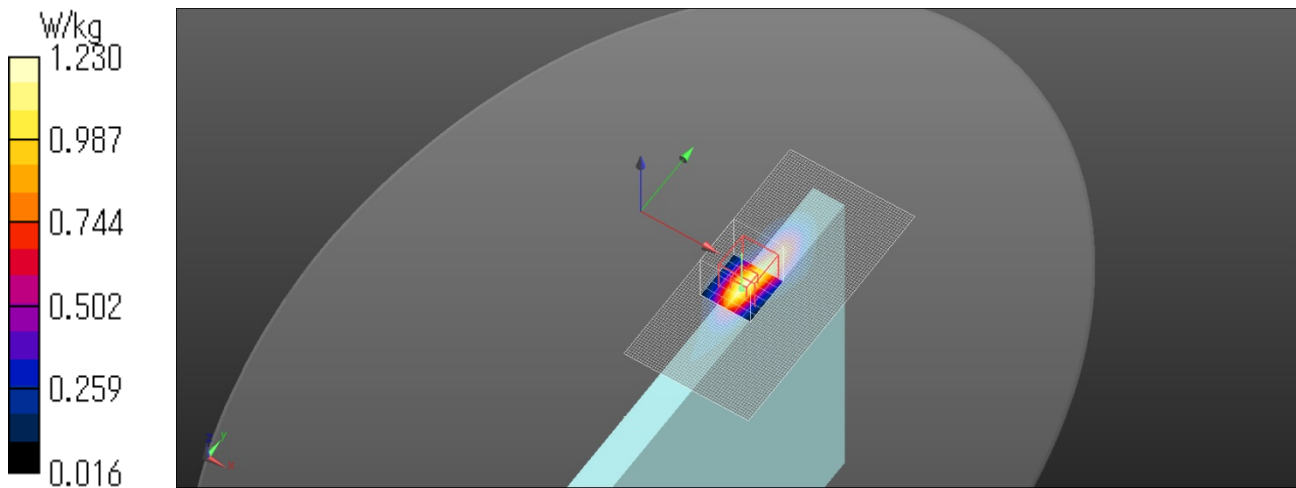
Reference Value = 31.38 V/m; Power Drift = -0.07 dB

Peak SAR (extrapolated) = 1.56 W/kg

SAR(1 g) = 0.839 W/kg; SAR(10 g) = 0.425 W/kg

Maximum value of SAR (measured) = 1.23 W/kg

Date: 2016/01/09



LTE Band2 QPSK Allocation50 Start0 1900MHz Edge1 0mm Reduction

Communication System: UID 0, Generic LTE (0); Communication System Band: Band 2, E-UTRA/FDD (1850.0 - 1910.0 MHz); Frequency: 1900 MHz; Duty Cycle: 1:1

Medium parameters used: $f = 1900$ MHz; $\sigma = 1.521$ S/m; $\epsilon_r = 50.941$; $\rho = 1000$ kg/m³

Phantom section: Flat Section

Measurement Standard: DASYS (IEEE/IEC/ANSI C63.19-2011)

DASY5 Configuration

Probe: EX3DV4 - SN3917; ConvF(7.66, 7.66, 7.66); Calibrated: 2015/05/29;

Sensor-Surface: 2mm (Mechanical Surface Detection)

Electronics: DAE4 Sn1369; Calibrated: 2015/05/22

Phantom: ELI v5.0 (30deg probe tilt); Type: QDOVA002AA; Serial: TP:1203

Measurement SW: DASY52, Version 52.8 (8); SEMCAD X Version 14.6.10 (7331)

Area Scan (51x101x1): Interpolated grid: dx=1.500 mm, dy=1.500 mm

Maximum value of SAR (interpolated) = 1.45 W/kg

Zoom Scan (7x7x7)/Cube 0: Measurement grid: dx=5mm, dy=5mm, dz=5mm

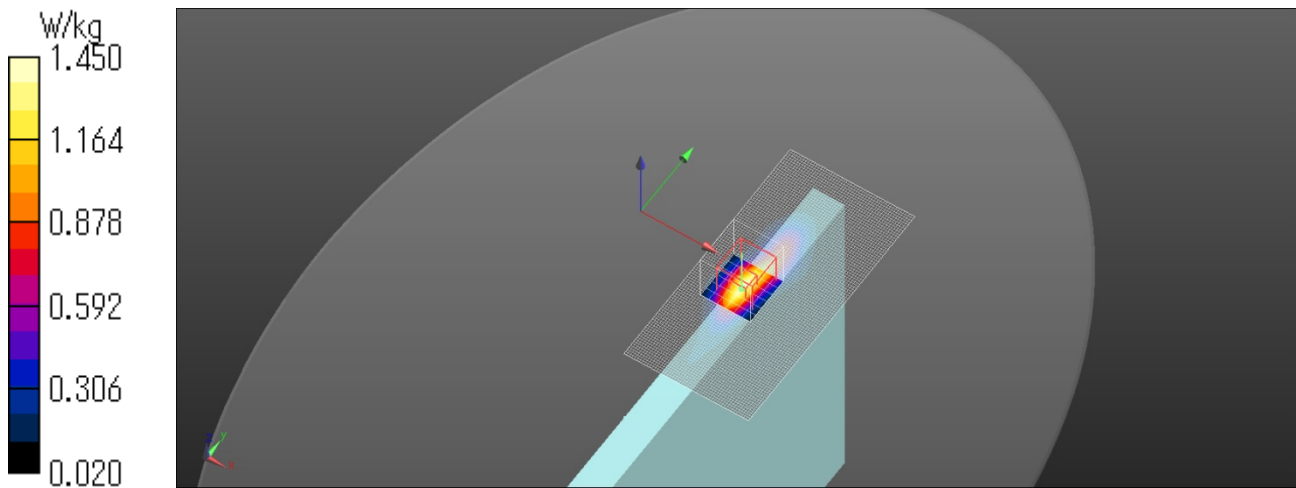
Reference Value = 33.95 V/m; Power Drift = -0.02 dB

Peak SAR (extrapolated) = 1.84 W/kg

SAR(1 g) = 0.982 W/kg; SAR(10 g) = 0.491 W/kg

Maximum value of SAR (measured) = 1.45 W/kg

Date: 2016/01/09



LTE Band2 QPSK Allocation100 Start0 1880MHz Edge1 0mm Reduction

Communication System: UID 0, Generic LTE (0); Communication System Band: Band 2, E-UTRA/FDD (1850.0 - 1910.0 MHz); Frequency: 1880 MHz; Duty Cycle: 1:1

Medium parameters used: $f = 1880$ MHz; $\sigma = 1.493$ S/m; $\epsilon_r = 51.788$; $\rho = 1000$ kg/m³

Phantom section: Flat Section

Measurement Standard: DASYS (IEEE/IEC/ANSI C63.19-2011)

DASY5 Configuration

Probe: EX3DV4 - SN3917; ConvF(7.66, 7.66, 7.66); Calibrated: 2015/05/29;

Sensor-Surface: 2mm (Mechanical Surface Detection)

Electronics: DAE4 Sn1369; Calibrated: 2015/05/22

Phantom: ELI v5.0 (30deg probe tilt); Type: QDOVA002AA; Serial: TP:1203

Measurement SW: DASY52, Version 52.8 (8); SEMCAD X Version 14.6.10 (7331)

Area Scan (51x101x1): Interpolated grid: dx=1.500 mm, dy=1.500 mm

Maximum value of SAR (interpolated) = 1.23 W/kg

Zoom Scan (7x7x7)/Cube 0: Measurement grid: dx=5mm, dy=5mm, dz=5mm

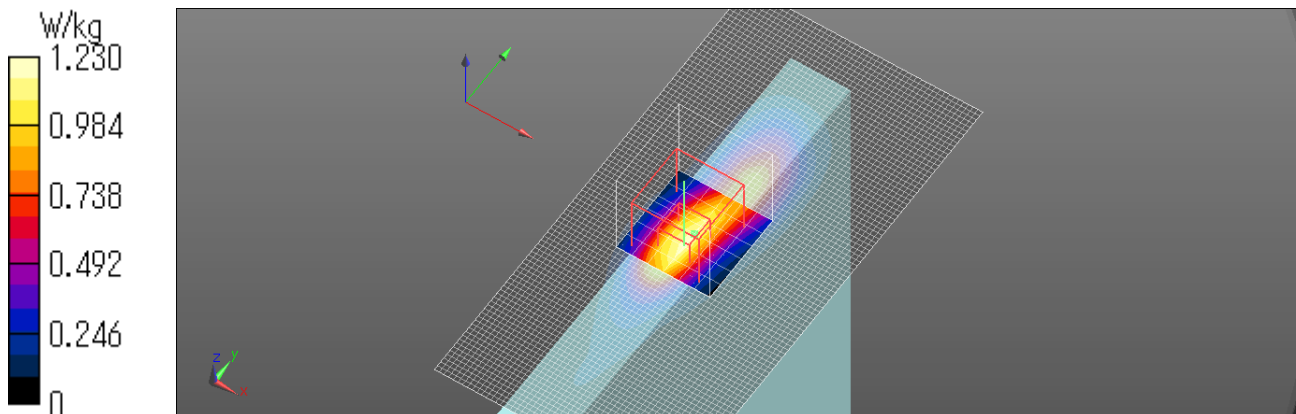
Reference Value = 31.12 V/m; Power Drift = -0.07 dB

Peak SAR (extrapolated) = 1.56 W/kg

SAR(1 g) = 0.833 W/kg; SAR(10 g) = 0.416 W/kg

Maximum value of SAR (measured) = 1.21 W/kg

Date: 2016/01/10



LTE Band2 QPSK Allocation1 Start0 1900MHz Bottom side 0mm Reduction

Communication System: UID 0, Generic LTE (0); Communication System Band: Band 2, E-UTRA/FDD (1850.0 - 1910.0 MHz); Frequency: 1900 MHz; Duty Cycle: 1:1

Medium parameters used: $f = 1900$ MHz; $\sigma = 1.516$ S/m; $\epsilon_r = 51.733$; $\rho = 1000$ kg/m³

Phantom section: Flat Section

Measurement Standard: DASY5 (IEEE/IEC/ANSI C63.19-2007)

DASY5 Configuration

Probe: EX3DV4 - SN3917; ConvF(7.66, 7.66, 7.66); Calibrated: 2015/05/29;

Sensor-Surface: 2mm (Mechanical Surface Detection)

Electronics: DAE4 Sn1369; Calibrated: 2015/05/22

Phantom: ELI v5.0 (30deg probe tilt); Type: QDOVA002AA; Serial: TP:1203

Measurement SW: DASY52, Version 52.8 (8); SEMCAD X Version 14.6.10 (7331)

Area Scan (61x121x1): Interpolated grid: dx=1.500 mm, dy=1.500 mm

Maximum value of SAR (interpolated) = 0.568 W/kg

Zoom Scan (7x7x7)/Cube 0: Measurement grid: dx=5mm, dy=5mm, dz=5mm

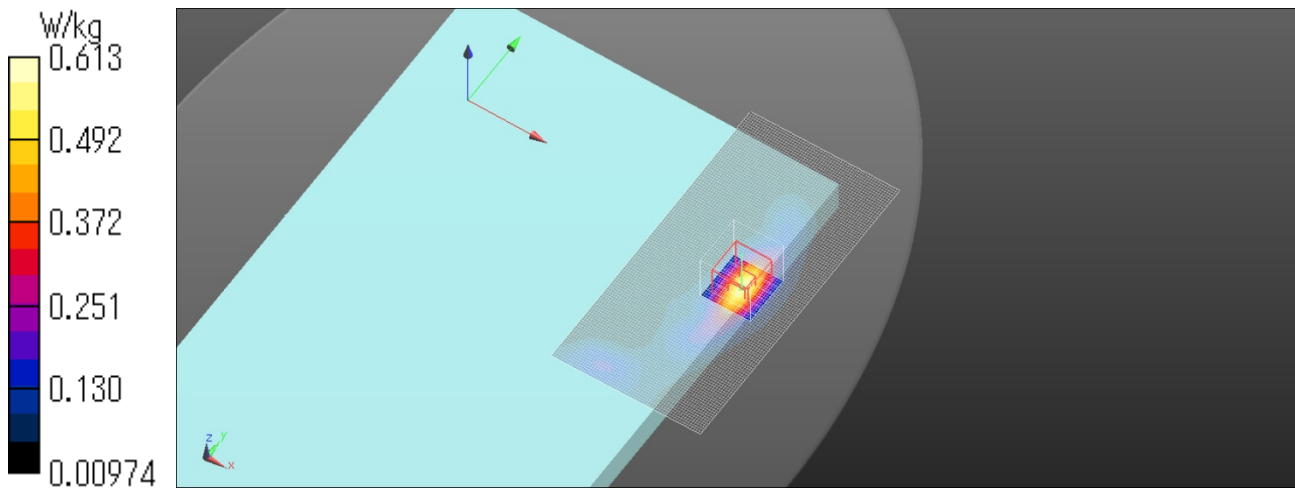
Reference Value = 21.86 V/m; Power Drift = -0.04 dB

Peak SAR (extrapolated) = 0.752 W/kg

SAR(1 g) = 0.445 W/kg; SAR(10 g) = 0.239 W/kg

Maximum value of SAR (measured) = 0.613 W/kg

Date: 2016/01/10



LTE Band2 QPSK Allocation50 Start0 1880MHz Bottom side 0mm Reduction

Communication System: UID 0, Generic LTE (0); Communication System Band: Band 2, E-UTRA/FDD (1850.0 - 1910.0 MHz); Frequency: 1880 MHz; Duty Cycle: 1:1

Medium parameters used: $f = 1880$ MHz; $\sigma = 1.493$ S/m; $\epsilon_r = 51.788$; $\rho = 1000$ kg/m³

Phantom section: Flat Section

Measurement Standard: DASYS (IEEE/IEC/ANSI C63.19-2007)

DASY5 Configuration

Probe: EX3DV4 - SN3917; ConvF(7.66, 7.66, 7.66); Calibrated: 2015/05/29;

Sensor-Surface: 2mm (Mechanical Surface Detection)

Electronics: DAE4 Sn1369; Calibrated: 2015/05/22

Phantom: ELI v5.0 (30deg probe tilt); Type: QDOVA002AA; Serial: TP:1203

Measurement SW: DASY52, Version 52.8 (8); SEMCAD X Version 14.6.10 (7331)

Area Scan (61x121x1): Interpolated grid: dx=1.500 mm, dy=1.500 mm

Maximum value of SAR (interpolated) = 0.501 W/kg

Zoom Scan (7x7x7)/Cube 0: Measurement grid: dx=5mm, dy=5mm, dz=5mm

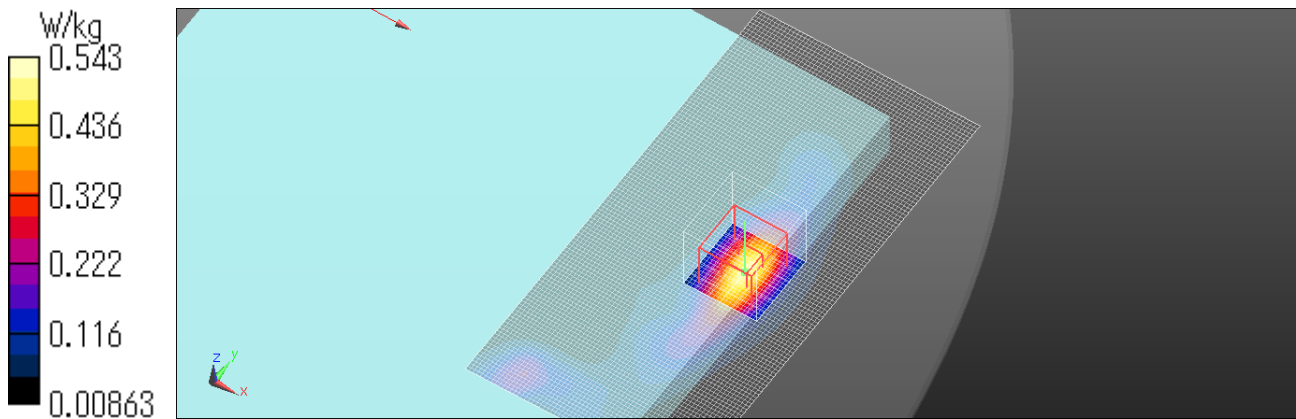
Reference Value = 20.73 V/m; Power Drift = 0.01 dB

Peak SAR (extrapolated) = 0.668 W/kg

SAR(1 g) = 0.394 W/kg; SAR(10 g) = 0.210 W/kg

Maximum value of SAR (measured) = 0.543 W/kg

Date: 2016/01/10



LTE Band2 QPSK Allocation1 Start0 1860MHz Edge1 tilt 0mm Reduction

Communication System: UID 0, Generic LTE (0); Communication System Band: Band 2, E-UTRA/FDD (1850.0 - 1910.0 MHz); Frequency: 1860 MHz; Duty Cycle: 1:1

Medium parameters used: $f = 1860$ MHz; $\sigma = 1.481$ S/m; $\epsilon_r = 51.065$; $\rho = 1000$ kg/m³

Phantom section: Flat Section

Measurement Standard: DASYS (IEEE/IEC/ANSI C63.19-2007)

DASY5 Configuration

Probe: EX3DV4 - SN3917; ConvF(7.66, 7.66, 7.66); Calibrated: 2015/05/29;

Sensor-Surface: 2mm (Mechanical Surface Detection)

Electronics: DAE4 Sn1369; Calibrated: 2015/05/22

Phantom: ELI v5.0 (30deg probe tilt); Type: QDOVA002AA; Serial: TP:1203

Measurement SW: DASY52, Version 52.8 (8); SEMCAD X Version 14.6.10 (7331)

Area Scan (51x101x1): Interpolated grid: dx=1.500 mm, dy=1.500 mm

Maximum value of SAR (interpolated) = 1.69 W/kg

Zoom Scan (7x7x7)/Cube 0: Measurement grid: dx=5mm, dy=5mm, dz=5mm

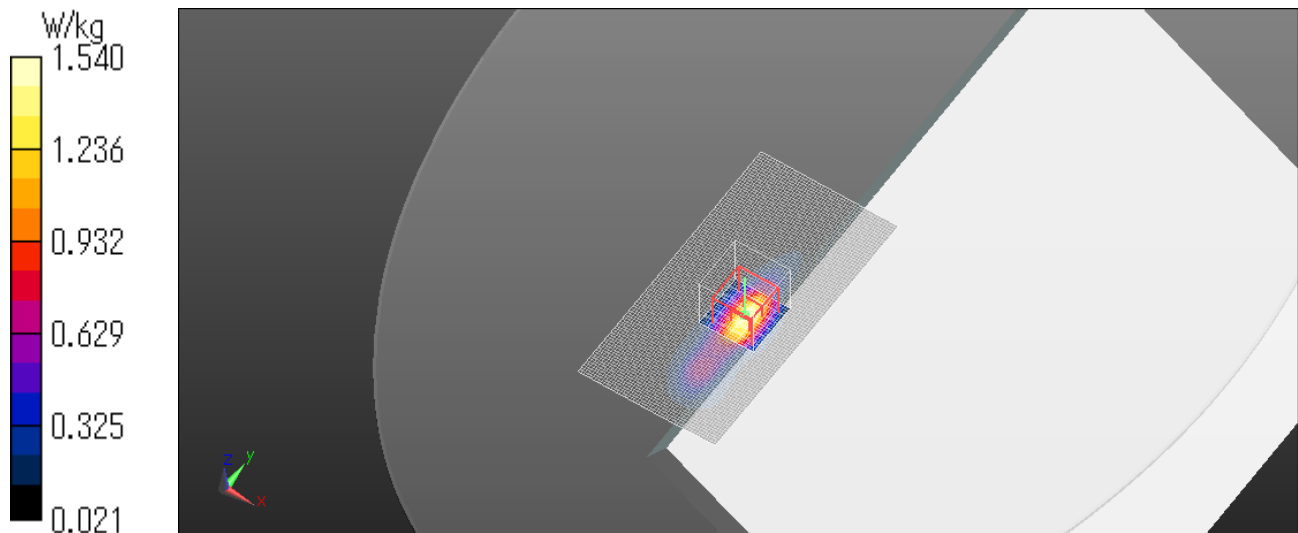
Reference Value = 35.63 V/m; Power Drift = -0.08 dB

Peak SAR (extrapolated) = 2.01 W/kg

SAR(1 g) = 1.08 W/kg; SAR(10 g) = 0.542 W/kg

Maximum value of SAR (measured) = 1.54 W/kg

Date: 2016/01/09



LTE Band2 QPSK Allocation1 Start99 1880MHz Edge1 tilt 0mm Reduction

Communication System: UID 0, Generic LTE (0); Communication System Band: Band 2, E-UTRA/FDD (1850.0 - 1910.0 MHz); Frequency: 1880 MHz; Duty Cycle: 1:1

Medium parameters used: $f = 1880$ MHz; $\sigma = 1.501$ S/m; $\epsilon_r = 50.993$; $\rho = 1000$ kg/m³

Phantom section: Flat Section

Measurement Standard: DASY5 (IEEE/IEC/ANSI C63.19-2007)

DASY5 Configuration

Probe: EX3DV4 - SN3917; ConvF(7.66, 7.66, 7.66); Calibrated: 2015/05/29;

Sensor-Surface: 2mm (Mechanical Surface Detection)

Electronics: DAE4 Sn1369; Calibrated: 2015/05/22

Phantom: ELI v5.0 (30deg probe tilt); Type: QDOVA002AA; Serial: TP:1203

Measurement SW: DASY52, Version 52.8 (8); SEMCAD X Version 14.6.10 (7331)

Area Scan (51x101x1): Interpolated grid: dx=1.500 mm, dy=1.500 mm

Maximum value of SAR (interpolated) = 1.49 W/kg

Zoom Scan (7x7x7)/Cube 0: Measurement grid: dx=5mm, dy=5mm, dz=5mm

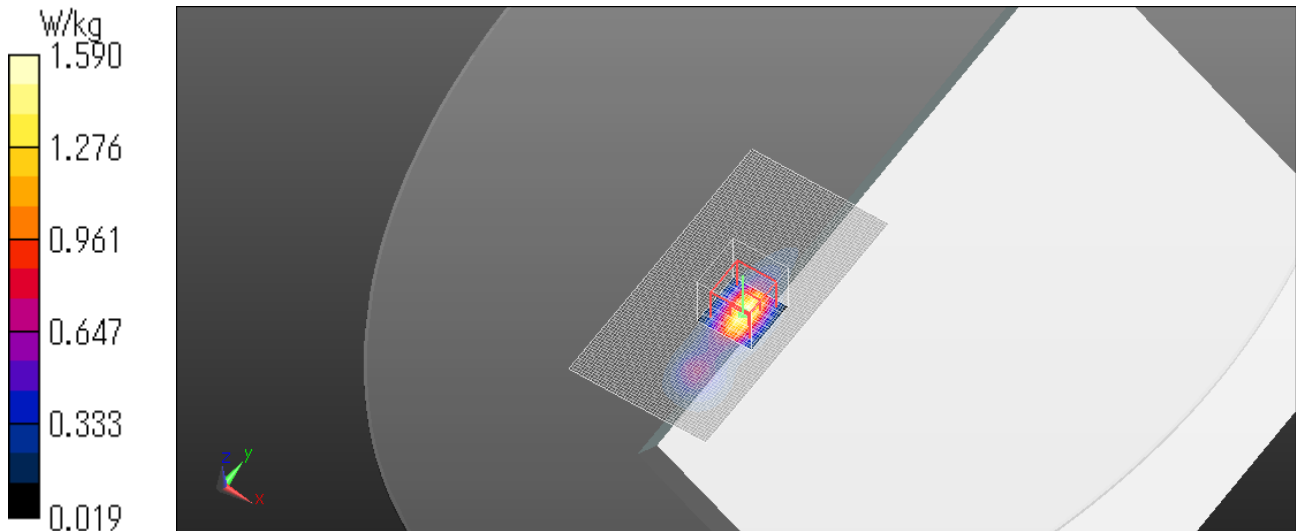
Reference Value = 35.63 V/m; Power Drift = -0.13 dB

Peak SAR (extrapolated) = 2.03 W/kg

SAR(1 g) = 1.08 W/kg; SAR(10 g) = 0.525 W/kg

Maximum value of SAR (measured) = 1.59 W/kg

Date: 2016/01/09



LTE Band2 QPSK Allocation1 Start0 1900MHz Edge1 tilt 0mm Reduction

Communication System: UID 0, Generic LTE (0); Communication System Band: Band 2, E-UTRA/FDD (1850.0 - 1910.0 MHz); Frequency: 1900 MHz; Duty Cycle: 1:1

Medium parameters used: $f = 1900$ MHz; $\sigma = 1.521$ S/m; $\epsilon_r = 50.941$; $\rho = 1000$ kg/m³

Phantom section: Flat Section

Measurement Standard: DASYS (IEEE/IEC/ANSI C63.19-2007)

DASY5 Configuration

Probe: EX3DV4 - SN3917; ConvF(7.66, 7.66, 7.66); Calibrated: 2015/05/29;

Sensor-Surface: 2mm (Mechanical Surface Detection)

Electronics: DAE4 Sn1369; Calibrated: 2015/05/22

Phantom: ELI v5.0 (30deg probe tilt); Type: QDOVA002AA; Serial: TP:1203

Measurement SW: DASY52, Version 52.8 (8); SEMCAD X Version 14.6.10 (7331)

Area Scan (51x101x1): Interpolated grid: dx=1.500 mm, dy=1.500 mm

Maximum value of SAR (interpolated) = 1.45 W/kg

Zoom Scan (7x7x7)/Cube 0: Measurement grid: dx=5mm, dy=5mm, dz=5mm

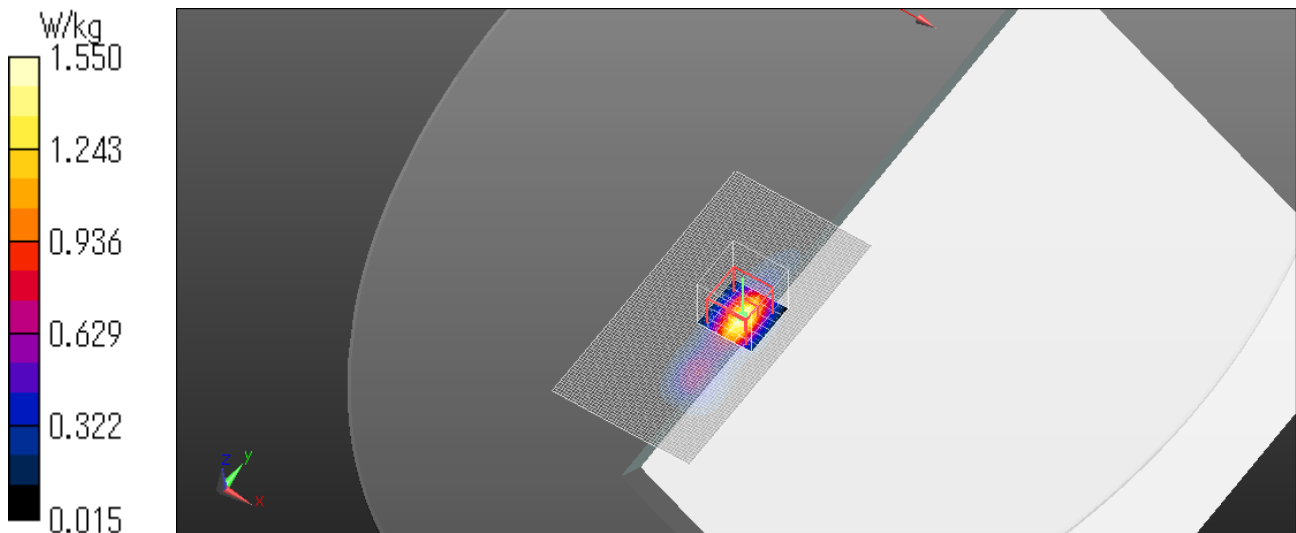
Reference Value = 34.85 V/m; Power Drift = -0.10 dB

Peak SAR (extrapolated) = 2.00 W/kg

SAR(1 g) = 1.06 W/kg; SAR(10 g) = 0.518 W/kg

Maximum value of SAR (measured) = 1.55 W/kg

Date: 2016/01/09



LTE Band2 QPSK Allocation50 Start0 1860MHz Edge1 tilt 0mm Reduction

Communication System: UID 0, Generic LTE (0); Communication System Band: Band 2, E-UTRA/FDD (1850.0 - 1910.0 MHz); Frequency: 1860 MHz; Duty Cycle: 1:1

Medium parameters used: $f = 1860$ MHz; $\sigma = 1.481$ S/m; $\epsilon_r = 51.065$; $\rho = 1000$ kg/m³

Phantom section: Flat Section

Measurement Standard: DASYS (IEEE/IEC/ANSI C63.19-2007)

DASY5 Configuration

Probe: EX3DV4 - SN3917; ConvF(7.66, 7.66, 7.66); Calibrated: 2015/05/29;

Sensor-Surface: 2mm (Mechanical Surface Detection)

Electronics: DAE4 Sn1369; Calibrated: 2015/05/22

Phantom: ELI v5.0 (30deg probe tilt); Type: QDOVA002AA; Serial: TP:1203

Measurement SW: DASY52, Version 52.8 (8); SEMCAD X Version 14.6.10 (7331)

Area Scan (51x101x1): Interpolated grid: dx=1.500 mm, dy=1.500 mm

Maximum value of SAR (interpolated) = 1.61 W/kg

Zoom Scan (7x7x7)/Cube 0: Measurement grid: dx=5mm, dy=5mm, dz=5mm

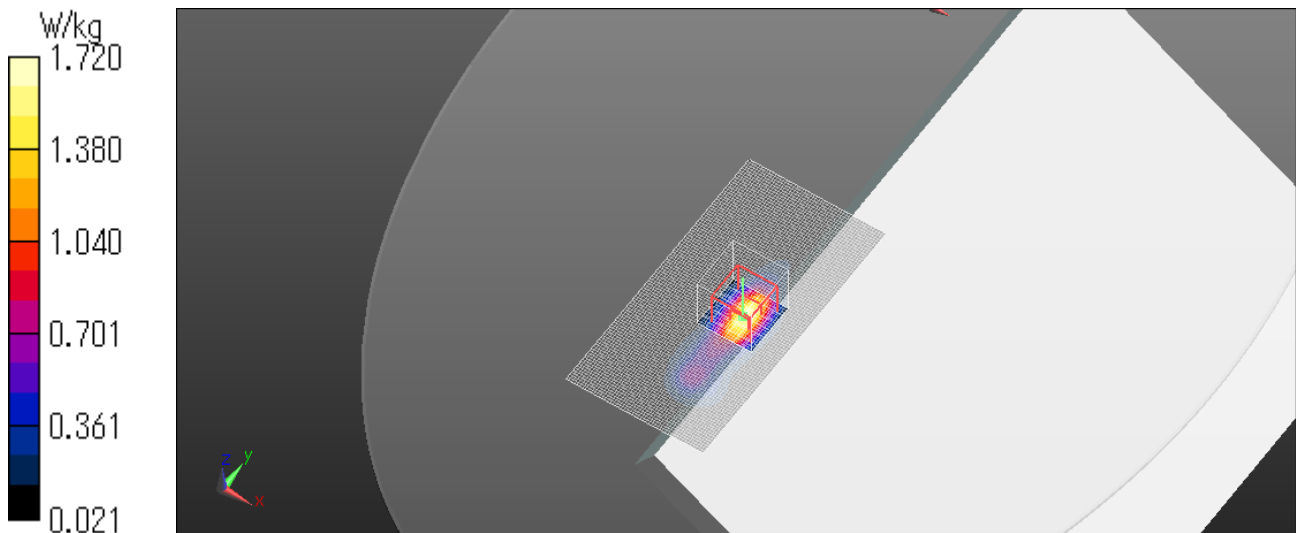
Reference Value = 37.25 V/m; Power Drift = -0.13 dB

Peak SAR (extrapolated) = 2.29 W/kg

SAR(1 g) = 1.2 W/kg; SAR(10 g) = 0.580 W/kg

Maximum value of SAR (measured) = 1.72 W/kg

Date: 2016/01/09



LTE Band2 QPSK Allocation50 Start49 1880MHz Edge1 tilt 0mm Reduction

Communication System: UID 0, Generic LTE (0); Communication System Band: Band 2, E-UTRA/FDD (1850.0 - 1910.0 MHz); Frequency: 1880 MHz; Duty Cycle: 1:1

Medium parameters used: $f = 1880$ MHz; $\sigma = 1.501$ S/m; $\epsilon_r = 50.993$; $\rho = 1000$ kg/m³

Phantom section: Flat Section

Measurement Standard: DASY5 (IEEE/IEC/ANSI C63.19-2007)

DASY5 Configuration

Probe: EX3DV4 - SN3917; ConvF(7.66, 7.66, 7.66); Calibrated: 2015/05/29;

Sensor-Surface: 2mm (Mechanical Surface Detection)

Electronics: DAE4 Sn1369; Calibrated: 2015/05/22

Phantom: ELI v5.0 (30deg probe tilt); Type: QDOVA002AA; Serial: TP:1203

Measurement SW: DASY52, Version 52.8 (8); SEMCAD X Version 14.6.10 (7331)

Area Scan (51x101x1): Interpolated grid: dx=1.500 mm, dy=1.500 mm

Maximum value of SAR (interpolated) = 1.58 W/kg

Zoom Scan (7x7x7)/Cube 0: Measurement grid: dx=5mm, dy=5mm, dz=5mm

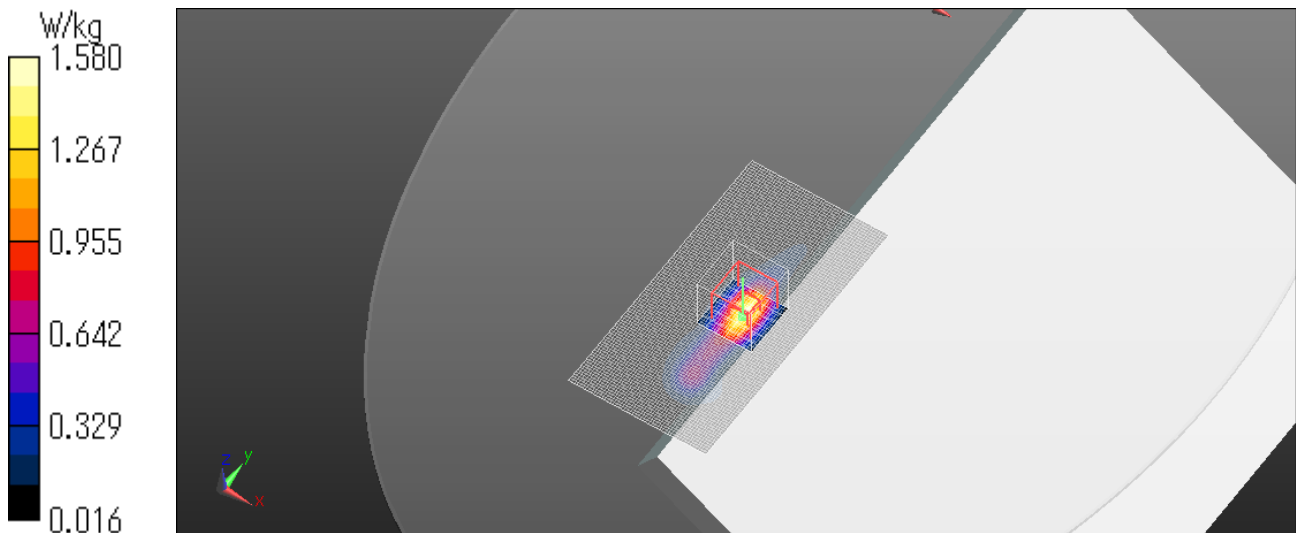
Reference Value = 35.62 V/m; Power Drift = -0.07 dB

Peak SAR (extrapolated) = 2.04 W/kg

SAR(1 g) = 1.07 W/kg; SAR(10 g) = 0.511 W/kg

Maximum value of SAR (measured) = 1.58 W/kg

Date: 2016/01/09



LTE Band2 QPSK Allocation50 Start0 1900MHz Edge1 tilt 0mm Reduction

Communication System: UID 0, Generic LTE (0); Communication System Band: Band 2, E-UTRA/FDD (1850.0 - 1910.0 MHz); Frequency: 1900 MHz; Duty Cycle: 1:1

Medium parameters used: $f = 1900$ MHz; $\sigma = 1.521$ S/m; $\epsilon_r = 50.941$; $\rho = 1000$ kg/m³

Phantom section: Flat Section

Measurement Standard: DASYS (IEEE/IEC/ANSI C63.19-2007)

DASY5 Configuration

Probe: EX3DV4 - SN3917; ConvF(7.66, 7.66, 7.66); Calibrated: 2015/05/29;

Sensor-Surface: 2mm (Mechanical Surface Detection)

Electronics: DAE4 Sn1369; Calibrated: 2015/05/22

Phantom: ELI v5.0 (30deg probe tilt); Type: QDOVA002AA; Serial: TP:1203

Measurement SW: DASY52, Version 52.8 (8); SEMCAD X Version 14.6.10 (7331)

Area Scan (51x101x1): Interpolated grid: dx=1.500 mm, dy=1.500 mm

Maximum value of SAR (interpolated) = 1.27 W/kg

Zoom Scan (7x7x7)/Cube 0: Measurement grid: dx=5mm, dy=5mm, dz=5mm

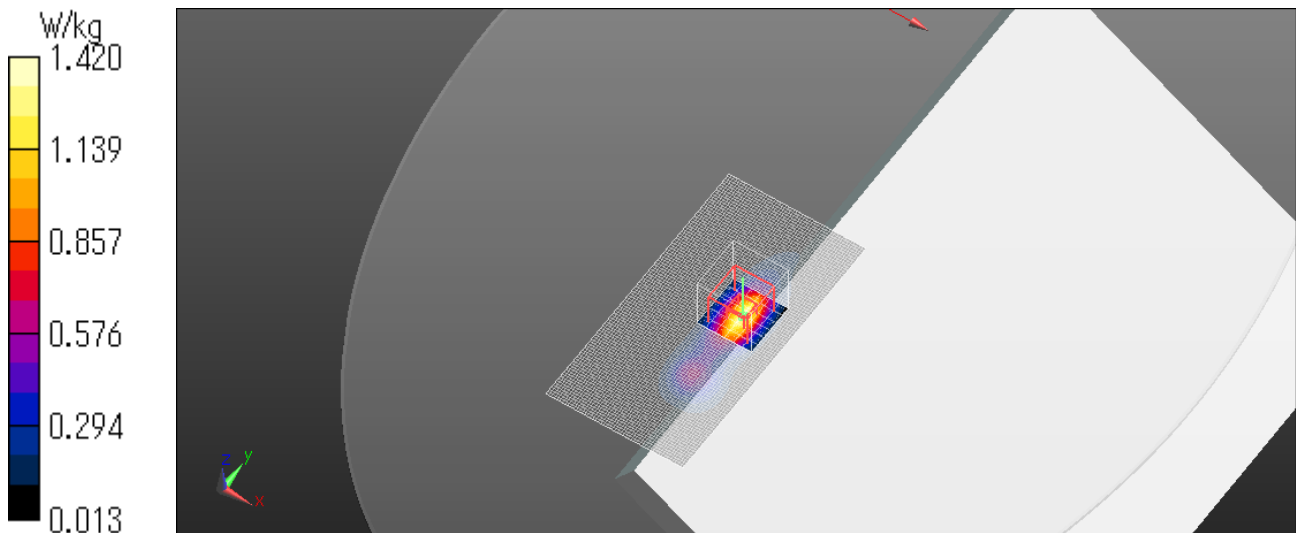
Reference Value = 33.40 V/m; Power Drift = -0.06 dB

Peak SAR (extrapolated) = 1.81 W/kg

SAR(1 g) = 0.954 W/kg; SAR(10 g) = 0.461 W/kg

Maximum value of SAR (measured) = 1.42 W/kg

Date: 2016/01/09



LTE Band2 QPSK Allocation100 Start0 1880MHz Edge1 tilt 0mm Reduction

Communication System: UID 0, Generic LTE (0); Communication System Band: Band 2, E-UTRA/FDD (1850.0 - 1910.0 MHz); Frequency: 1880 MHz; Duty Cycle: 1:1

Medium parameters used: $f = 1880$ MHz; $\sigma = 1.501$ S/m; $\epsilon_r = 50.993$; $\rho = 1000$ kg/m³

Phantom section: Flat Section

Measurement Standard: DASYS (IEEE/IEC/ANSI C63.19-2007)

DASY5 Configuration

Probe: EX3DV4 - SN3917; ConvF(7.66, 7.66, 7.66); Calibrated: 2015/05/29;

Sensor-Surface: 2mm (Mechanical Surface Detection)

Electronics: DAE4 Sn1369; Calibrated: 2015/05/22

Phantom: ELI v5.0 (30deg probe tilt); Type: QDOVA002AA; Serial: TP:1203

Measurement SW: DASY52, Version 52.8 (8); SEMCAD X Version 14.6.10 (7331)

Area Scan (51x101x1): Interpolated grid: dx=1.500 mm, dy=1.500 mm

Maximum value of SAR (interpolated) = 1.31 W/kg

Zoom Scan (7x7x7)/Cube 0: Measurement grid: dx=5mm, dy=5mm, dz=5mm

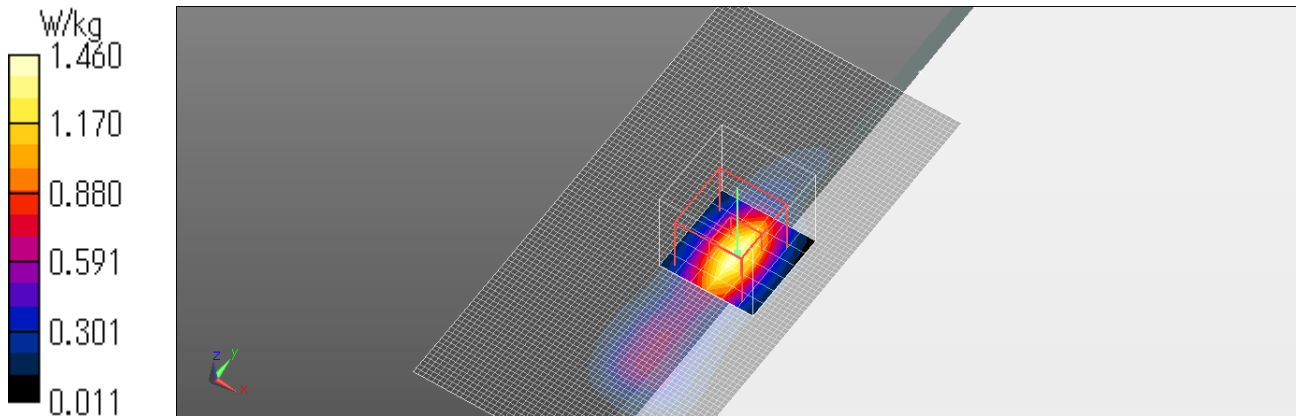
Reference Value = 34.10 V/m; Power Drift = -0.07 dB

Peak SAR (extrapolated) = 1.87 W/kg

SAR(1 g) = 0.971 W/kg; SAR(10 g) = 0.462 W/kg

Maximum value of SAR (measured) = 1.46 W/kg

Date: 2016/01/10



LTE Band2 QPSK Allocation1 Start99 1900MHz Edge1 19mm

Communication System: UID 0, Generic LTE (0); Communication System Band: Band 2, E-UTRA/FDD (1850.0 - 1910.0 MHz); Frequency: 1900 MHz; Duty Cycle: 1:1

Medium parameters used: $f = 1900$ MHz; $\sigma = 1.564$ S/m; $\epsilon_r = 51.647$; $\rho = 1000$ kg/m³

Phantom section: Flat Section

Measurement Standard: DASY5 (IEEE/IEC/ANSI C63.19-2007)

DASY5 Configuration

Probe: EX3DV4 - SN3917; ConvF(7.66, 7.66, 7.66); Calibrated: 2015/05/29;

Sensor-Surface: 2mm (Mechanical Surface Detection)

Electronics: DAE4 Sn1369; Calibrated: 2015/05/22

Phantom: ELI v5.0 (30deg probe tilt); Type: QDOVA002AA; Serial: TP:1203

Measurement SW: DASY52, Version 52.8 (8); SEMCAD X Version 14.6.10 (7331)

Area Scan (61x121x1): Interpolated grid: dx=1.500 mm, dy=1.500 mm

Maximum value of SAR (interpolated) = 0.662 W/kg

Zoom Scan (7x7x7)/Cube 0: Measurement grid: dx=5mm, dy=5mm, dz=5mm

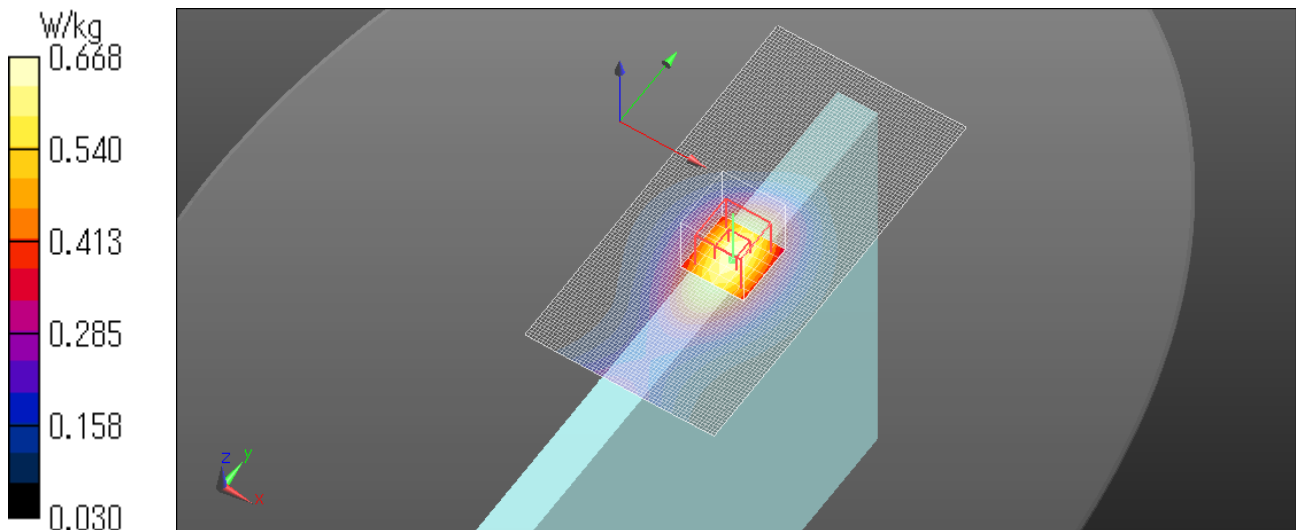
Reference Value = 22.37 V/m; Power Drift = -0.01 dB

Peak SAR (extrapolated) = 0.789 W/kg

SAR(1 g) = 0.519 W/kg; SAR(10 g) = 0.327 W/kg

Maximum value of SAR (measured) = 0.668 W/kg

Date: 2016/01/06



LTE Band2 QPSK Allocation50 Start0 1860MHz Edge1 19mm

Communication System: UID 0, Generic LTE (0); Communication System Band: Band 2, E-UTRA/FDD (1850.0 - 1910.0 MHz); Frequency: 1860 MHz; Duty Cycle: 1:1

Medium parameters used: $f = 1860$ MHz; $\sigma = 1.521$ S/m; $\epsilon_r = 51.785$; $\rho = 1000$ kg/m³

Phantom section: Flat Section

Measurement Standard: DASY5 (IEEE/IEC/ANSI C63.19-2007)

DASY5 Configuration

Probe: EX3DV4 - SN3917; ConvF(7.66, 7.66, 7.66); Calibrated: 2015/05/29;

Sensor-Surface: 2mm (Mechanical Surface Detection)

Electronics: DAE4 Sn1369; Calibrated: 2015/05/22

Phantom: ELI v5.0 (30deg probe tilt); Type: QDOVA002AA; Serial: TP:1203

Measurement SW: DASY52, Version 52.8 (8); SEMCAD X Version 14.6.10 (7331)

Area Scan (61x121x1): Interpolated grid: dx=1.500 mm, dy=1.500 mm

Maximum value of SAR (interpolated) = 0.512 W/kg

Zoom Scan (7x7x7)/Cube 0: Measurement grid: dx=5mm, dy=5mm, dz=5mm

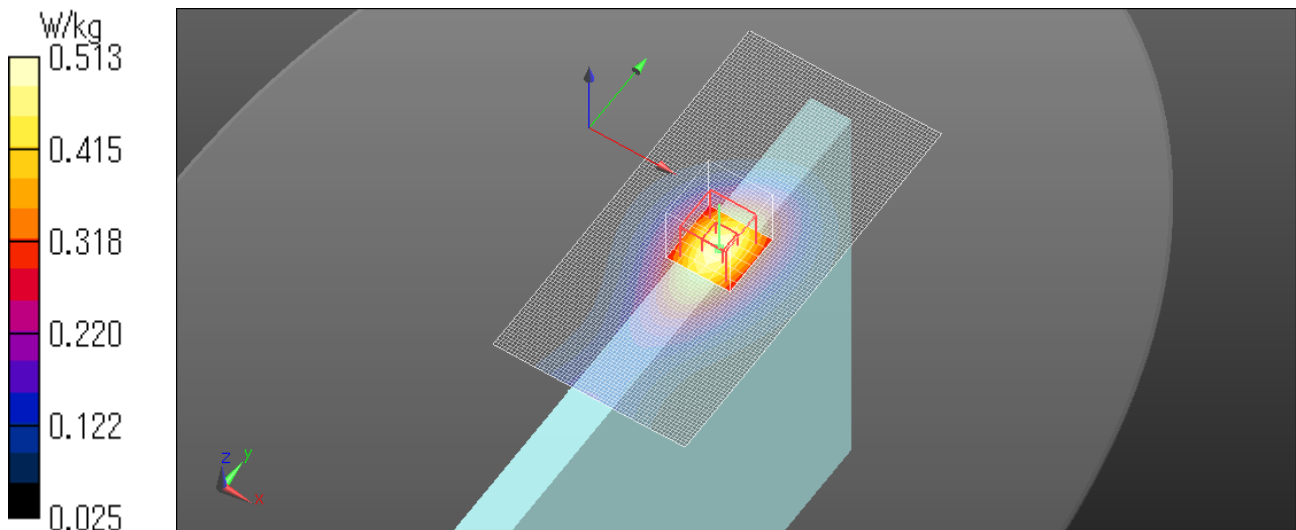
Reference Value = 19.81 V/m; Power Drift = 0.05 dB

Peak SAR (extrapolated) = 0.604 W/kg

SAR(1 g) = 0.401 W/kg; SAR(10 g) = 0.254 W/kg

Maximum value of SAR (measured) = 0.513 W/kg

Date: 2016/01/06



LTE Band2 QPSK Allocation1 Start99 1900MHz Edge2 0mm

Communication System: UID 0, Generic LTE (0); Communication System Band: Band 2, E-UTRA/FDD (1850.0 - 1910.0 MHz); Frequency: 1900 MHz; Duty Cycle: 1:1

Medium parameters used: $f = 1900$ MHz; $\sigma = 1.564$ S/m; $\epsilon_r = 51.647$; $\rho = 1000$ kg/m³

Phantom section: Flat Section

Measurement Standard: DASYS (IEEE/IEC/ANSI C63.19-2007)

DASY5 Configuration

Probe: EX3DV4 - SN3917; ConvF(7.66, 7.66, 7.66); Calibrated: 2015/05/29;

Sensor-Surface: 2mm (Mechanical Surface Detection)

Electronics: DAE4 Sn1369; Calibrated: 2015/05/22

Phantom: ELI v5.0 (30deg probe tilt); Type: QDOVA002AA; Serial: TP:1203

Measurement SW: DASY52, Version 52.8 (8); SEMCAD X Version 14.6.10 (7331)

Area Scan (61x121x1): Interpolated grid: dx=1.500 mm, dy=1.500 mm

Maximum value of SAR (interpolated) = 0.146 W/kg

Zoom Scan (7x7x7)/Cube 0: Measurement grid: dx=5mm, dy=5mm, dz=5mm

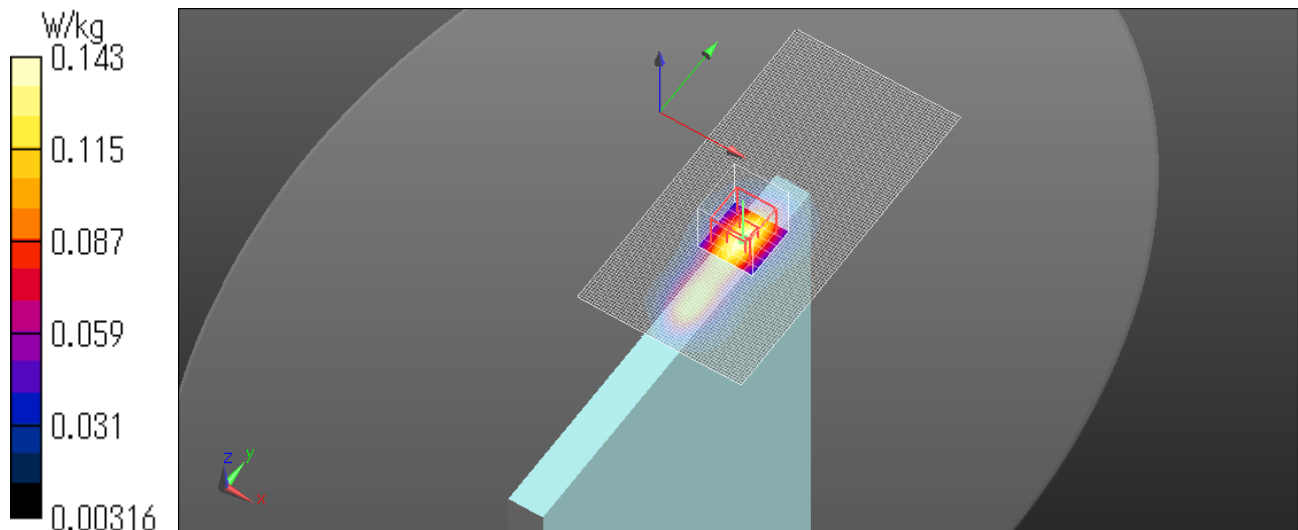
Reference Value = 10.34 V/m; Power Drift = -0.03 dB

Peak SAR (extrapolated) = 0.174 W/kg

SAR(1 g) = 0.106 W/kg; SAR(10 g) = 0.060 W/kg

Maximum value of SAR (measured) = 0.143 W/kg

Date: 2016/01/06



LTE Band2 QPSK Allocation50 Start0 1860MHz Edge2 0mm

Communication System: UID 0, Generic LTE (0); Communication System Band: Band 2, E-UTRA/FDD (1850.0 - 1910.0 MHz); Frequency: 1860 MHz; Duty Cycle: 1:1

Medium parameters used: $f = 1860$ MHz; $\sigma = 1.521$ S/m; $\epsilon_r = 51.785$; $\rho = 1000$ kg/m³

Phantom section: Flat Section

Measurement Standard: DASYS (IEEE/IEC/ANSI C63.19-2007)

DASY5 Configuration

Probe: EX3DV4 - SN3917; ConvF(7.66, 7.66, 7.66); Calibrated: 2015/05/29;

Sensor-Surface: 2mm (Mechanical Surface Detection)

Electronics: DAE4 Sn1369; Calibrated: 2015/05/22

Phantom: ELI v5.0 (30deg probe tilt); Type: QDOVA002AA; Serial: TP:1203

Measurement SW: DASY52, Version 52.8 (8); SEMCAD X Version 14.6.10 (7331)

Area Scan (61x121x1): Interpolated grid: dx=1.500 mm, dy=1.500 mm

Maximum value of SAR (interpolated) = 0.0602 W/kg

Zoom Scan (7x7x7)/Cube 0: Measurement grid: dx=5mm, dy=5mm, dz=5mm

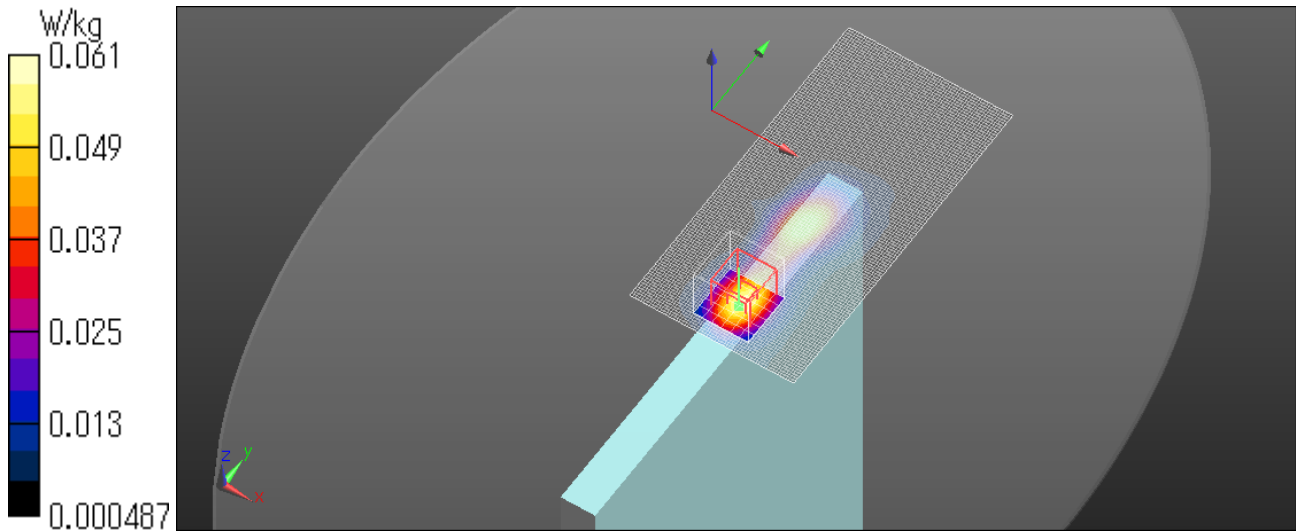
Reference Value = 6.752 V/m; Power Drift = -0.05 dB

Peak SAR (extrapolated) = 0.0760 W/kg

SAR(1 g) = 0.044 W/kg; SAR(10 g) = 0.024 W/kg

Maximum value of SAR (measured) = 0.0608 W/kg

Date: 2016/01/06



LTE Band2 QPSK Allocation1 Start99 1900MHz Edge2 0mm with stylus pen

Communication System: UID 0, Generic LTE (0); Communication System Band: Band 2, E-UTRA/FDD (1850.0 - 1910.0 MHz); Frequency: 1900 MHz; Duty Cycle: 1:1

Medium parameters used: $f = 1900$ MHz; $\sigma = 1.508$ S/m; $\epsilon_r = 50.962$; $\rho = 1000$ kg/m³

Phantom section: Flat Section

Measurement Standard: DASYS (IEEE/IEC/ANSI C63.19-2007)

DASY5 Configuration

Probe: EX3DV4 - SN3917; ConvF(7.66, 7.66, 7.66); Calibrated: 2015/05/29;

Sensor-Surface: 2mm (Mechanical Surface Detection)

Electronics: DAE4 Sn1369; Calibrated: 2015/05/22

Phantom: ELI v5.0 (30deg probe tilt); Type: QDOVA002AA; Serial: TP:1203

Measurement SW: DASY52, Version 52.8 (8); SEMCAD X Version 14.6.10 (7331)

Area Scan (61x121x1): Interpolated grid: dx=1.500 mm, dy=1.500 mm

Maximum value of SAR (interpolated) = 0.100 W/kg

Zoom Scan (7x7x7)/Cube 0: Measurement grid: dx=5mm, dy=5mm, dz=5mm

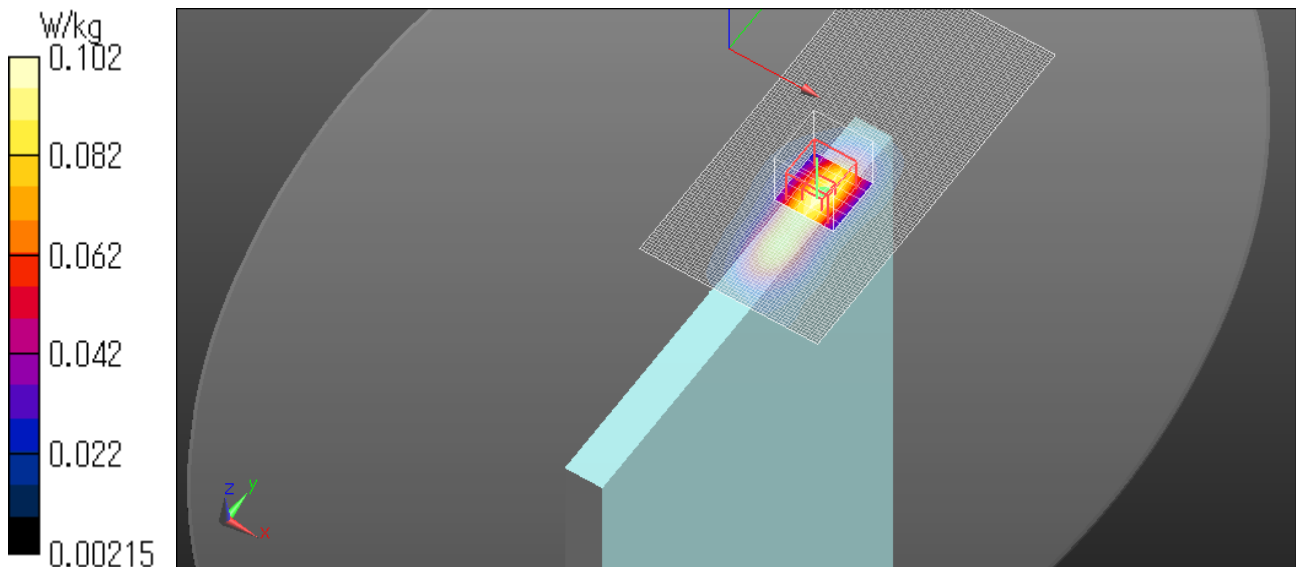
Reference Value = 8.779 V/m; Power Drift = 0.10 dB

Peak SAR (extrapolated) = 0.127 W/kg

SAR(1 g) = 0.074 W/kg; SAR(10 g) = 0.042 W/kg

Maximum value of SAR (measured) = 0.102 W/kg

Date: 2016/01/16



LTE Band2 QPSK Allocation1 Start99 1900MHz Bottom side 16mm

Communication System: UID 0, Generic LTE (0); Communication System Band: Band 2, E-UTRA/FDD (1850.0 - 1910.0 MHz); Frequency: 1900 MHz; Duty Cycle: 1:1

Medium parameters used: $f = 1900$ MHz; $\sigma = 1.564$ S/m; $\epsilon_r = 51.647$; $\rho = 1000$ kg/m³

Phantom section: Flat Section

Measurement Standard: DASYS (IEEE/IEC/ANSI C63.19-2007)

DASY5 Configuration

Probe: EX3DV4 - SN3917; ConvF(7.66, 7.66, 7.66); Calibrated: 2015/05/29;

Sensor-Surface: 1.4mm (Mechanical Surface Detection)

Electronics: DAE4 Sn1369; Calibrated: 2015/05/22

Phantom: ELI v5.0 (30deg probe tilt); Type: QDOVA002AA; Serial: TP:1203

Measurement SW: DASY52, Version 52.8 (8); SEMCAD X Version 14.6.10 (7331)

Area Scan (71x151x1): Interpolated grid: dx=1.200 mm, dy=1.200 mm

Maximum value of SAR (interpolated) = 0.357 W/kg

Zoom Scan (7x7x7) (7x7x7)/Cube 0: Measurement grid: dx=5mm, dy=5mm, dz=5mm

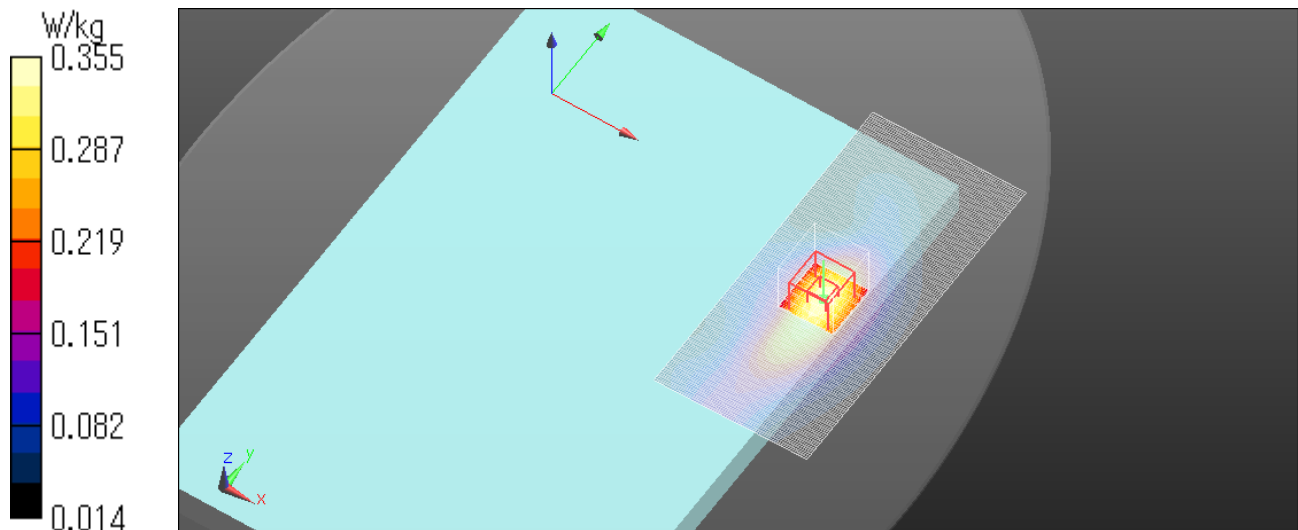
Reference Value = 15.70 V/m; Power Drift = -0.03 dB

Peak SAR (extrapolated) = 0.405 W/kg

SAR(1 g) = 0.261 W/kg; SAR(10 g) = 0.164 W/kg

Maximum value of SAR (measured) = 0.355 W/kg

Date: 2016/01/06



LTE Band2 QPSK Allocation50 Start0 1860MHz Bottom side 16mm

Communication System: UID 0, Generic LTE (0); Communication System Band: Band 2, E-UTRA/FDD (1850.0 - 1910.0 MHz); Frequency: 1860 MHz; Duty Cycle: 1:1

Medium parameters used: $f = 1860$ MHz; $\sigma = 1.521$ S/m; $\epsilon_r = 51.785$; $\rho = 1000$ kg/m³

Phantom section: Flat Section

Measurement Standard: DASYS (IEEE/IEC/ANSI C63.19-2007)

DASY5 Configuration

Probe: EX3DV4 - SN3917; ConvF(7.66, 7.66, 7.66); Calibrated: 2015/05/29;

Sensor-Surface: 1.4mm (Mechanical Surface Detection)

Electronics: DAE4 Sn1369; Calibrated: 2015/05/22

Phantom: ELI v5.0 (30deg probe tilt); Type: QDOVA002AA; Serial: TP:1203

Measurement SW: DASY52, Version 52.8 (8); SEMCAD X Version 14.6.10 (7331)

Area Scan (71x151x1): Interpolated grid: dx=1.200 mm, dy=1.200 mm

Maximum value of SAR (interpolated) = 0.291 W/kg

Zoom Scan (7x7x7) (7x7x7)/Cube 0: Measurement grid: dx=5mm, dy=5mm, dz=5mm

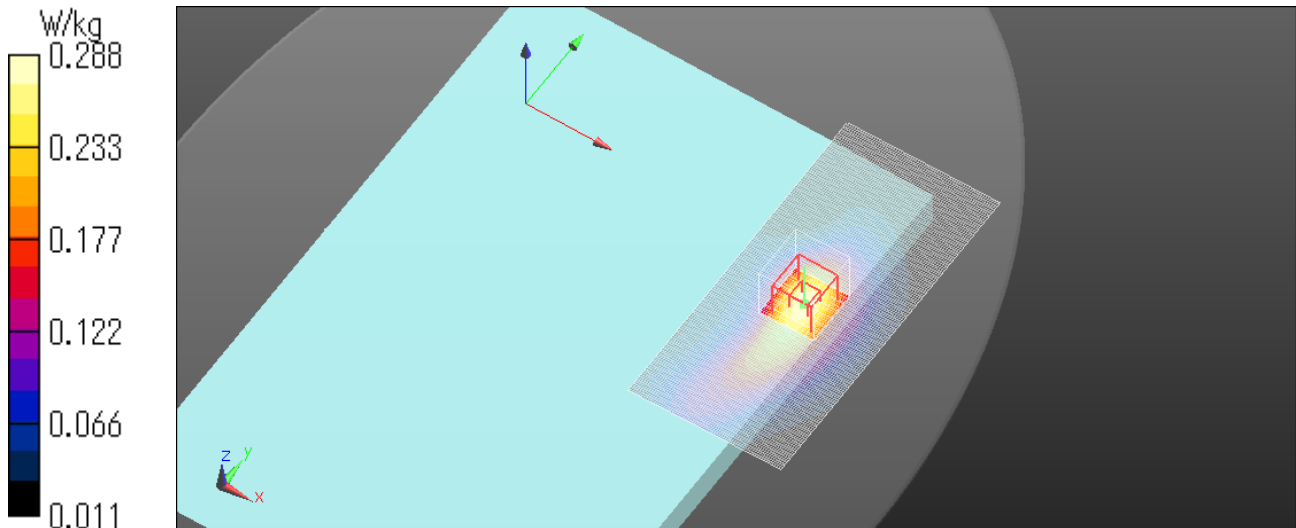
Reference Value = 14.37 V/m; Power Drift = 0.01 dB

Peak SAR (extrapolated) = 0.327 W/kg

SAR(1 g) = 0.213 W/kg; SAR(10 g) = 0.134 W/kg

Maximum value of SAR (measured) = 0.288 W/kg

Date: 2016/01/06



LTE Band2 QPSK Allocation1 Start99 1900MHz Edge1 tilt 20mm

Communication System: UID 0, Generic LTE (0); Communication System Band: Band 2, E-UTRA/FDD (1850.0 - 1910.0 MHz); Frequency: 1900 MHz; Duty Cycle: 1:1

Medium parameters used: $f = 1900$ MHz; $\sigma = 1.564$ S/m; $\epsilon_r = 51.647$; $\rho = 1000$ kg/m³

Phantom section: Flat Section

Measurement Standard: DASYS (IEEE/IEC/ANSI C63.19-2007)

DASY5 Configuration

Probe: EX3DV4 - SN3917; ConvF(7.66, 7.66, 7.66); Calibrated: 2015/05/29;

Sensor-Surface: 2mm (Mechanical Surface Detection)

Electronics: DAE4 Sn1369; Calibrated: 2015/05/22

Phantom: ELI v5.0 (30deg probe tilt); Type: QDOVA002AA; Serial: TP:1203

Measurement SW: DASY52, Version 52.8 (8); SEMCAD X Version 14.6.10 (7331)

Area Scan (81x121x1): Interpolated grid: dx=1.500 mm, dy=1.500 mm

Maximum value of SAR (interpolated) = 0.604 W/kg

Zoom Scan (7x7x7)/Cube 0: Measurement grid: dx=5mm, dy=5mm, dz=5mm

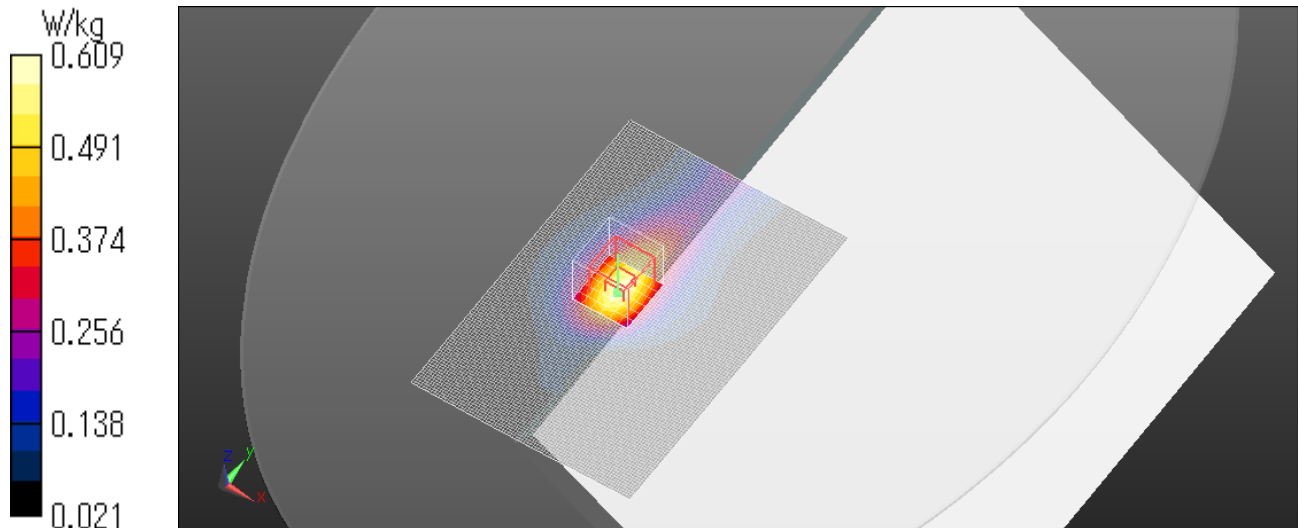
Reference Value = 21.39 V/m; Power Drift = -0.04 dB

Peak SAR (extrapolated) = 0.720 W/kg

SAR(1 g) = 0.473 W/kg; SAR(10 g) = 0.291 W/kg

Maximum value of SAR (measured) = 0.609 W/kg

Date: 2016/01/06



LTE Band2 QPSK Allocation50 Start0 1860MHz Edge1 tilt 20mm

Communication System: UID 0, Generic LTE (0); Communication System Band: Band 2, E-UTRA/FDD (1850.0 - 1910.0 MHz); Frequency: 1860 MHz; Duty Cycle: 1:1

Medium parameters used: $f = 1860$ MHz; $\sigma = 1.521$ S/m; $\epsilon_r = 51.785$; $\rho = 1000$ kg/m³

Phantom section: Flat Section

Measurement Standard: DASY5 (IEEE/IEC/ANSI C63.19-2007)

DASY5 Configuration

Probe: EX3DV4 - SN3917; ConvF(7.66, 7.66, 7.66); Calibrated: 2015/05/29;

Sensor-Surface: 2mm (Mechanical Surface Detection)

Electronics: DAE4 Sn1369; Calibrated: 2015/05/22

Phantom: ELI v5.0 (30deg probe tilt); Type: QDOVA002AA; Serial: TP:1203

Measurement SW: DASY52, Version 52.8 (8); SEMCAD X Version 14.6.10 (7331)

Area Scan (81x121x1): Interpolated grid: dx=1.500 mm, dy=1.500 mm

Maximum value of SAR (interpolated) = 0.510 W/kg

Zoom Scan (7x7x7)/Cube 0: Measurement grid: dx=5mm, dy=5mm, dz=5mm


Reference Value = 20.03 V/m; Power Drift = -0.04 dB

Peak SAR (extrapolated) = 0.616 W/kg

SAR(1 g) = 0.408 W/kg; SAR(10 g) = 0.253 W/kg

Maximum value of SAR (measured) = 0.522 W/kg

Date: 2016/01/06



15.8 SAR test plots for LTE Band 4

LTE Band4 QPSK Allocation1 Start49 1720MHz Edge1 0mm Reduction

Communication System: UID 0, Generic LTE (0); Communication System Band: Band 4, E-UTRA/FDD (1710.0 - 1755.0 MHz); Frequency: 1720 MHz; Duty Cycle: 1:1

Medium parameters used: $f = 1720$ MHz; $\sigma = 1.447$ S/m; $\epsilon_r = 52.065$; $\rho = 1000$ kg/m³

Phantom section: Flat Section

Measurement Standard: DASYS5 (IEEE/IEC/ANSI C63.19-2007)

DASY5 Configuration

Probe: EX3DV4 - SN3917; ConvF(7.85, 7.85, 7.85); Calibrated: 2015/05/29;

Sensor-Surface: 2mm (Mechanical Surface Detection)

Electronics: DAE4 Sn1369; Calibrated: 2015/05/22

Phantom: ELI v5.0 (30deg probe tilt); Type: QDOVA002AA; Serial: TP:1203

Measurement SW: DASY52, Version 52.8 (8); SEMCAD X Version 14.6.10 (7331)

Area Scan (61x121x1): Interpolated grid: $dx=1.500$ mm, $dy=1.500$ mm

Maximum value of SAR (interpolated) = 1.62 W/kg

Zoom Scan (7x7x7)/Cube 0: Measurement grid: $dx=5$ mm, $dy=5$ mm, $dz=5$ mm

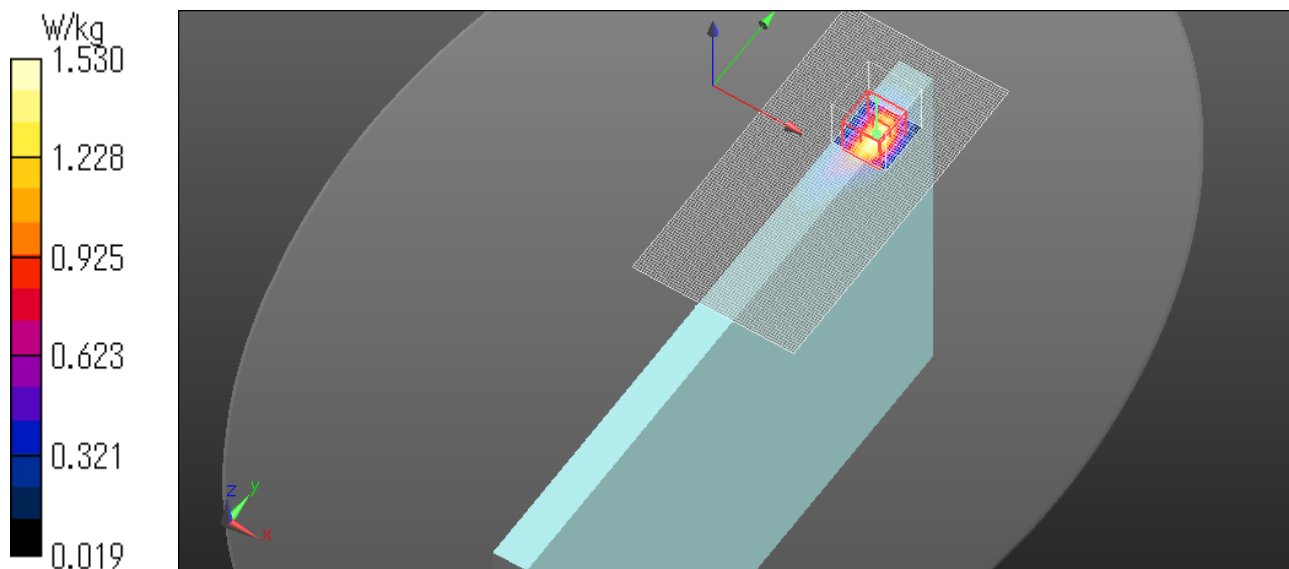
Reference Value = 35.47 V/m; Power Drift = -0.01 dB

Peak SAR (extrapolated) = 1.98 W/kg

SAR(1 g) = 1.07 W/kg; SAR(10 g) = 0.538 W/kg

Maximum value of SAR (measured) = 1.53 W/kg

Date: 2016/01/28



LTE Band4 QPSK Allocation1 Start49 1732.5MHz Edge1 0mm Reduction

Communication System: UID 0, Generic LTE (0); Communication System Band: Band 4, E-UTRA/FDD (1710.0 - 1755.0 MHz); Frequency: 1732.5 MHz; Duty Cycle: 1:1

Medium parameters used (interpolated): $f = 1732.5$ MHz; $\sigma = 1.458$ S/m; $\epsilon_r = 52.031$; $\rho = 1000$ kg/m³

Phantom section: Flat Section

Measurement Standard: DASYS5 (IEEE/IEC/ANSI C63.19-2007)

DASY5 Configuration

Probe: EX3DV4 - SN3917; ConvF(7.85, 7.85, 7.85); Calibrated: 2015/05/29;

Sensor-Surface: 2mm (Mechanical Surface Detection)

Electronics: DAE4 Sn1369; Calibrated: 2015/05/22

Phantom: ELI v5.0 (30deg probe tilt); Type: QDOVA002AA; Serial: TP:1203

Measurement SW: DASY52, Version 52.8 (8); SEMCAD X Version 14.6.10 (7331)

Area Scan (61x121x1): Interpolated grid: dx=1.500 mm, dy=1.500 mm

Maximum value of SAR (interpolated) = 1.81 W/kg

Zoom Scan (7x7x7)/Cube 0: Measurement grid: dx=5mm, dy=5mm, dz=5mm

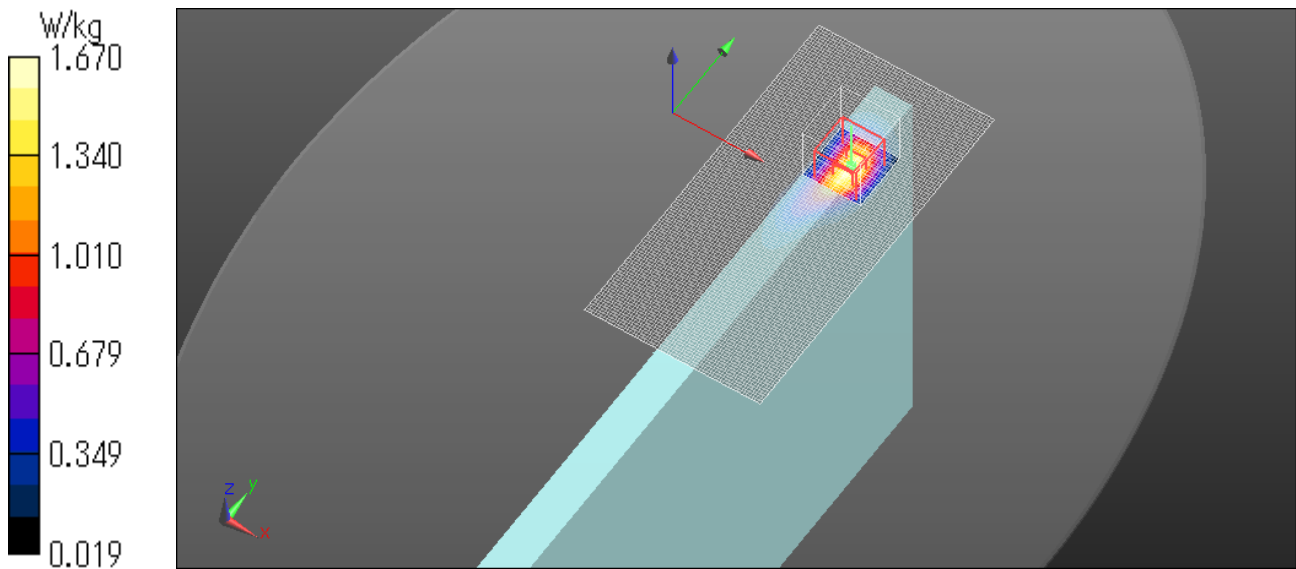
Reference Value = 36.95 V/m; Power Drift = -0.07 dB

Peak SAR (extrapolated) = 2.15 W/kg

SAR(1 g) = 1.16 W/kg; SAR(10 g) = 0.583 W/kg

Maximum value of SAR (measured) = 1.67 W/kg

Date: 2016/01/28



LTE Band4 QPSK Allocation1 Start99 1745MHz Edge1 0mm Reduction

Communication System: UID 0, Generic LTE (0); Communication System Band: Band 4, E-UTRA/FDD (1710.0 - 1755.0 MHz); Frequency: 1745 MHz; Duty Cycle: 1:1

Medium parameters used: $f = 1745$ MHz; $\sigma = 1.468$ S/m; $\epsilon_r = 51.996$; $\rho = 1000$ kg/m³

Phantom section: Flat Section

Measurement Standard: DASYS5 (IEEE/IEC/ANSI C63.19-2007)

DASY5 Configuration

Probe: EX3DV4 - SN3917; ConvF(7.85, 7.85, 7.85); Calibrated: 2015/05/29;

Sensor-Surface: 2mm (Mechanical Surface Detection)

Electronics: DAE4 Sn1369; Calibrated: 2015/05/22

Phantom: ELI v5.0 (30deg probe tilt); Type: QDOVA002AA; Serial: TP:1203

Measurement SW: DASY52, Version 52.8 (8); SEMCAD X Version 14.6.10 (7331)

Area Scan (61x121x1): Interpolated grid: $dx=1.500$ mm, $dy=1.500$ mm

Maximum value of SAR (interpolated) = 1.55 W/kg

Zoom Scan (7x8x7)/Cube 0: Measurement grid: $dx=5$ mm, $dy=5$ mm, $dz=5$ mm

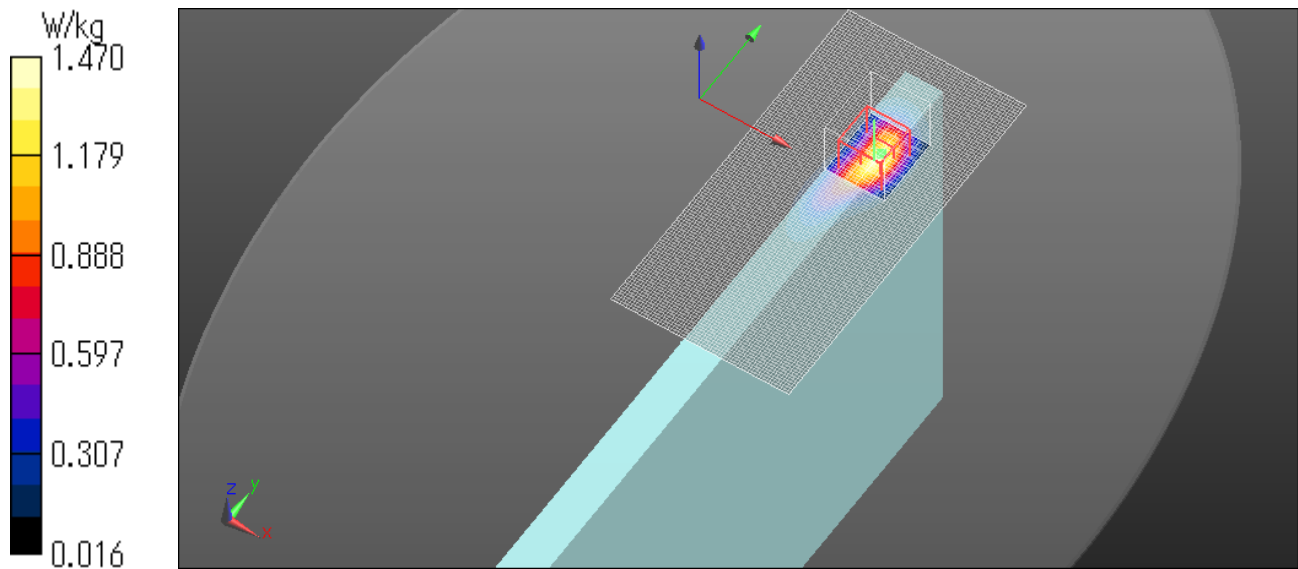
Reference Value = 34.28 V/m; Power Drift = -0.05 dB

Peak SAR (extrapolated) = 1.87 W/kg

SAR(1 g) = 1.02 W/kg; SAR(10 g) = 0.516 W/kg

Maximum value of SAR (measured) = 1.47 W/kg

Date: 2016/01/28



LTE Band4 QPSK Allocation50 Start24 1720MHz Edge1 0mm Reduction

Communication System: UID 0, Generic LTE (0); Communication System Band: Band 4, E-UTRA/FDD (1710.0 - 1755.0 MHz); Frequency: 1720 MHz; Duty Cycle: 1:1

Medium parameters used: $f = 1720$ MHz; $\sigma = 1.447$ S/m; $\epsilon_r = 52.065$; $\rho = 1000$ kg/m³

Phantom section: Flat Section

Measurement Standard: DASYS5 (IEEE/IEC/ANSI C63.19-2007)

DASY5 Configuration

Probe: EX3DV4 - SN3917; ConvF(7.85, 7.85, 7.85); Calibrated: 2015/05/29;

Sensor-Surface: 2mm (Mechanical Surface Detection)

Electronics: DAE4 Sn1369; Calibrated: 2015/05/22

Phantom: ELI v5.0 (30deg probe tilt); Type: QDOVA002AA; Serial: TP:1203

Measurement SW: DASY52, Version 52.8 (8); SEMCAD X Version 14.6.10 (7331)

Area Scan (61x121x1): Interpolated grid: dx=1.500 mm, dy=1.500 mm

Maximum value of SAR (interpolated) = 1.56 W/kg

Zoom Scan (7x7x7)/Cube 0: Measurement grid: dx=5mm, dy=5mm, dz=5mm

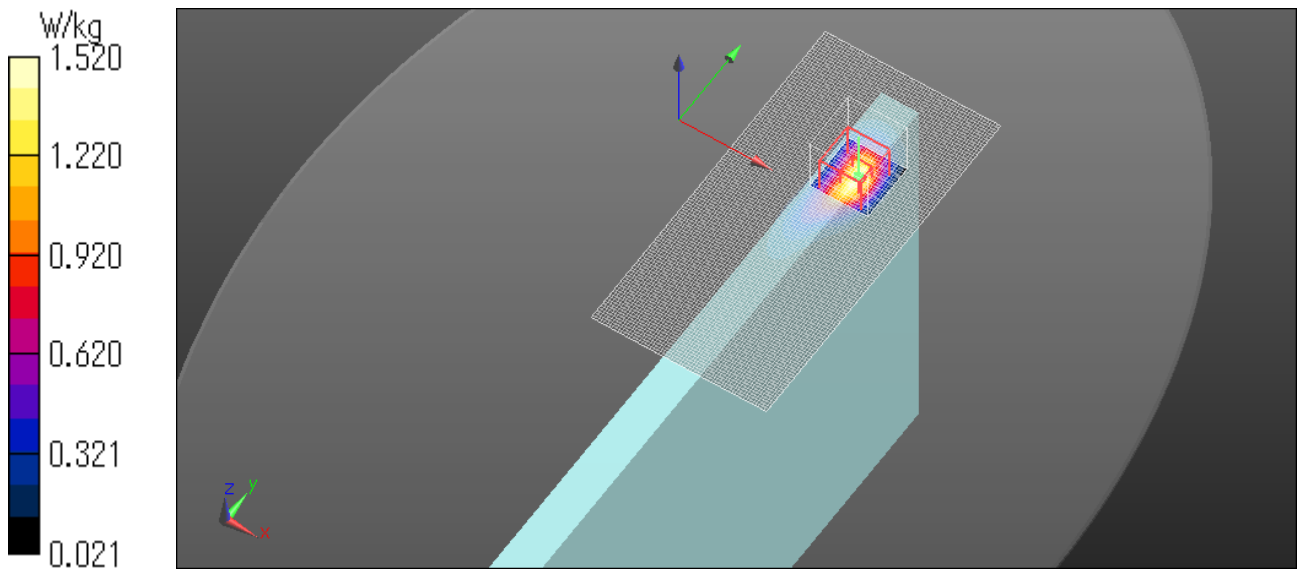
Reference Value = 35.41 V/m; Power Drift = -0.05 dB

Peak SAR (extrapolated) = 1.94 W/kg

SAR(1 g) = 1.04 W/kg; SAR(10 g) = 0.522 W/kg

Maximum value of SAR (measured) = 1.52 W/kg

Date: 2016/01/28



LTE Band4 QPSK Allocation50 Start0 1732.5MHz Edge1 0mm Reduction

Communication System: UID 0, Generic LTE (0); Communication System Band: Band 4, E-UTRA/FDD (1710.0 - 1755.0 MHz); Frequency: 1732.5 MHz; Duty Cycle: 1:1

Medium parameters used (interpolated): $f = 1732.5$ MHz; $\sigma = 1.458$ S/m; $\epsilon_r = 52.031$; $\rho = 1000$ kg/m³

Phantom section: Flat Section

Measurement Standard: DASYS5 (IEEE/IEC/ANSI C63.19-2007)

DASY5 Configuration

Probe: EX3DV4 - SN3917; ConvF(7.85, 7.85, 7.85); Calibrated: 2015/05/29;

Sensor-Surface: 2mm (Mechanical Surface Detection)

Electronics: DAE4 Sn1369; Calibrated: 2015/05/22

Phantom: ELI v5.0 (30deg probe tilt); Type: QDOVA002AA; Serial: TP:1203

Measurement SW: DASY52, Version 52.8 (8); SEMCAD X Version 14.6.10 (7331)

Area Scan (61x121x1): Interpolated grid: dx=1.500 mm, dy=1.500 mm

Maximum value of SAR (interpolated) = 1.78 W/kg

Zoom Scan (7x7x7)/Cube 0: Measurement grid: dx=5mm, dy=5mm, dz=5mm

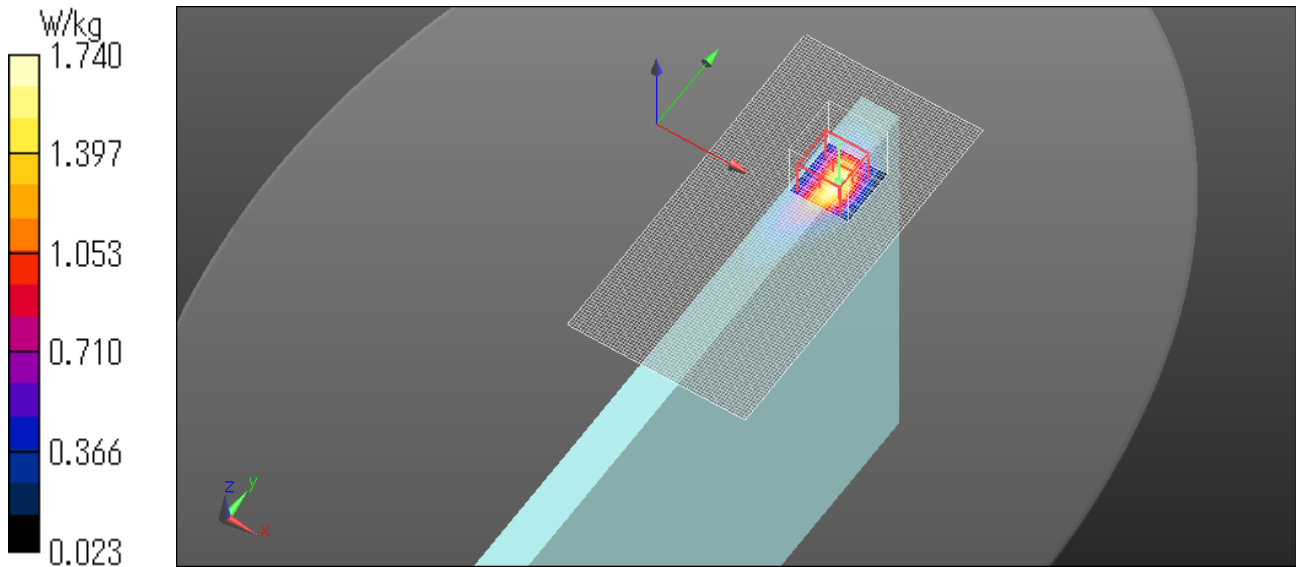
Reference Value = 37.82 V/m; Power Drift = -0.01 dB

Peak SAR (extrapolated) = 2.22 W/kg

SAR(1 g) = 1.19 W/kg; SAR(10 g) = 0.600 W/kg

Maximum value of SAR (measured) = 1.74 W/kg

Date: 2016/01/28



LTE Band4 QPSK Allocation50 Start0 1745MHz Edge1 0mm Reduction

Communication System: UID 0, Generic LTE (0); Communication System Band: Band 4, E-UTRA/FDD (1710.0 - 1755.0 MHz); Frequency: 1745 MHz; Duty Cycle: 1:1

Medium parameters used: $f = 1745$ MHz; $\sigma = 1.468$ S/m; $\epsilon_r = 51.996$; $\rho = 1000$ kg/m³

Phantom section: Flat Section

Measurement Standard: DASYS5 (IEEE/IEC/ANSI C63.19-2007)

DASY5 Configuration

Probe: EX3DV4 - SN3917; ConvF(7.85, 7.85, 7.85); Calibrated: 2015/05/29;

Sensor-Surface: 2mm (Mechanical Surface Detection)

Electronics: DAE4 Sn1369; Calibrated: 2015/05/22

Phantom: ELI v5.0 (30deg probe tilt); Type: QDOVA002AA; Serial: TP:1203

Measurement SW: DASY52, Version 52.8 (8); SEMCAD X Version 14.6.10 (7331)

Area Scan (61x121x1): Interpolated grid: dx=1.500 mm, dy=1.500 mm

Maximum value of SAR (interpolated) = 1.54 W/kg

Zoom Scan (7x8x7)/Cube 0: Measurement grid: dx=5mm, dy=5mm, dz=5mm

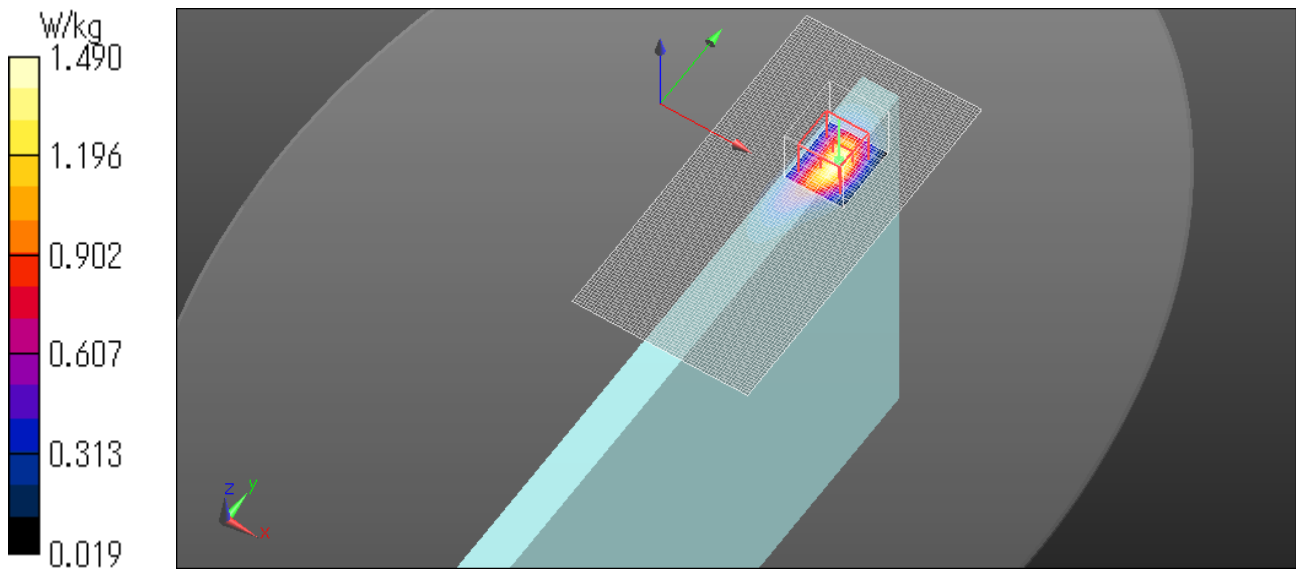
Reference Value = 34.31 V/m; Power Drift = -0.09 dB

Peak SAR (extrapolated) = 1.90 W/kg

SAR(1 g) = 1.03 W/kg; SAR(10 g) = 0.520 W/kg

Maximum value of SAR (measured) = 1.49 W/kg

Date: 2016/01/28



LTE Band4 QPSK Allocation100 Start0 1720MHz Edge1 0mm Reduction

Communication System: UID 0, Generic LTE (0); Communication System Band: Band 4, E-UTRA/FDD (1710.0 - 1755.0 MHz); Frequency: 1720 MHz; Duty Cycle: 1:1

Medium parameters used: $f = 1720$ MHz; $\sigma = 1.447$ S/m; $\epsilon_r = 52.065$; $\rho = 1000$ kg/m³

Phantom section: Flat Section

Measurement Standard: DASYS5 (IEEE/IEC/ANSI C63.19-2007)

DASY5 Configuration

Probe: EX3DV4 - SN3917; ConvF(7.85, 7.85, 7.85); Calibrated: 2015/05/29;

Sensor-Surface: 2mm (Mechanical Surface Detection)

Electronics: DAE4 Sn1369; Calibrated: 2015/05/22

Phantom: ELI v5.0 (30deg probe tilt); Type: QDOVA002AA; Serial: TP:1203

Measurement SW: DASY52, Version 52.8 (8); SEMCAD X Version 14.6.10 (7331)

Area Scan (61x121x1): Interpolated grid: dx=1.500 mm, dy=1.500 mm

Maximum value of SAR (interpolated) = 1.52 W/kg

Zoom Scan (7x7x7)/Cube 0: Measurement grid: dx=5mm, dy=5mm, dz=5mm

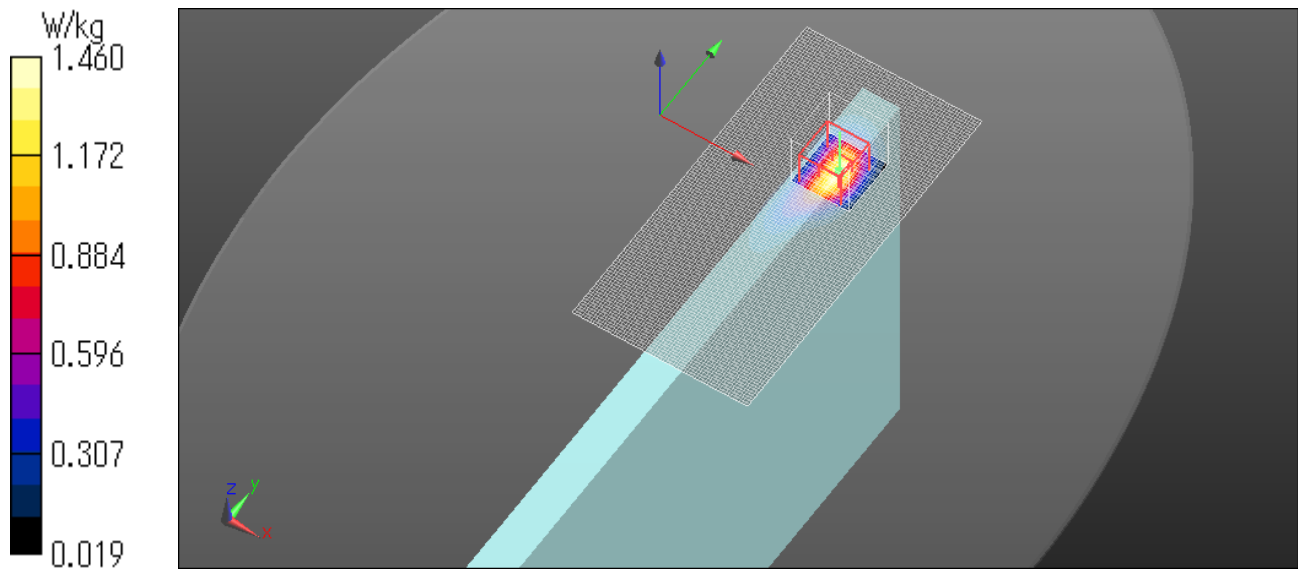
Reference Value = 34.81 V/m; Power Drift = -0.04 dB

Peak SAR (extrapolated) = 1.87 W/kg

SAR(1 g) = 0.993 W/kg; SAR(10 g) = 0.497 W/kg

Maximum value of SAR (measured) = 1.46 W/kg

Date: 2016/01/28



LTE Band4 QPSK Allocation1 Start49 1732.5MHz Bottom side 0mm Reduction

Communication System: UID 0, Generic LTE (0); Communication System Band: Band 4, E-UTRA/FDD (1710.0 - 1755.0 MHz); Frequency: 1732.5 MHz; Duty Cycle: 1:1

Medium parameters used (interpolated): $f = 1732.5$ MHz; $\sigma = 1.458$ S/m; $\epsilon_r = 52.031$; $\rho = 1000$ kg/m³

Phantom section: Flat Section

Measurement Standard: DASY5 (IEEE/IEC/ANSI C63.19-2007)

DASY5 Configuration

Probe: EX3DV4 - SN3917; ConvF(7.85, 7.85, 7.85); Calibrated: 2015/05/29;

Sensor-Surface: 2mm (Mechanical Surface Detection)

Electronics: DAE4 Sn1369; Calibrated: 2015/05/22

Phantom: ELI v5.0 (30deg probe tilt); Type: QDOVA002AA; Serial: TP:1203

Measurement SW: DASY52, Version 52.8 (8); SEMCAD X Version 14.6.10 (7331)

Area Scan (61x121x1): Interpolated grid: dx=1.500 mm, dy=1.500 mm

Maximum value of SAR (interpolated) = 0.685 W/kg

Zoom Scan (7x7x7)/Cube 0: Measurement grid: dx=5mm, dy=5mm, dz=5mm

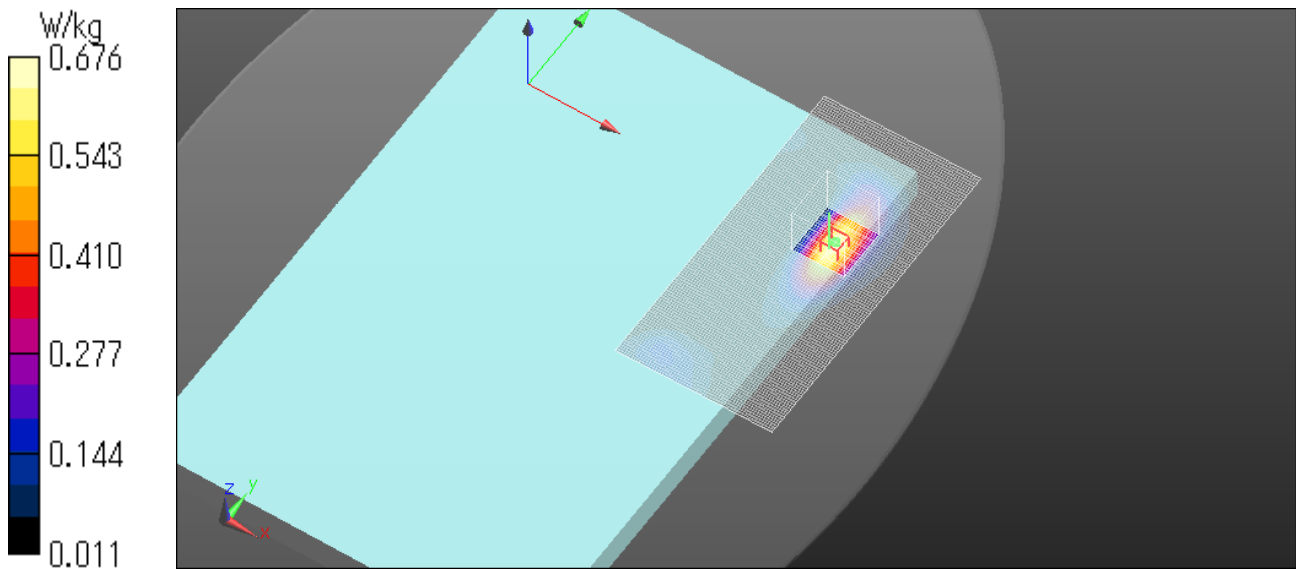
Reference Value = 23.18 V/m; Power Drift = -0.04 dB

Peak SAR (extrapolated) = 0.822 W/kg

SAR(1 g) = 0.507 W/kg

Maximum value of SAR (measured) = 0.676 W/kg

Date: 2016/01/28



LTE Band4 QPSK Allocation50 Start0 1732.5MHz Bottom side 0mm Reduction

Communication System: UID 0, Generic LTE (0); Communication System Band: Band 4, E-UTRA/FDD (1710.0 - 1755.0 MHz); Frequency: 1732.5 MHz; Duty Cycle: 1:1

Medium parameters used (interpolated): $f = 1732.5$ MHz; $\sigma = 1.458$ S/m; $\epsilon_r = 52.031$; $\rho = 1000$ kg/m³

Phantom section: Flat Section

Measurement Standard: DASYS5 (IEEE/IEC/ANSI C63.19-2007)

DASY5 Configuration

Probe: EX3DV4 - SN3917; ConvF(7.85, 7.85, 7.85); Calibrated: 2015/05/29;

Sensor-Surface: 2mm (Mechanical Surface Detection)

Electronics: DAE4 Sn1369; Calibrated: 2015/05/22

Phantom: ELI v5.0 (30deg probe tilt); Type: QDOVA002AA; Serial: TP:1203

Measurement SW: DASY52, Version 52.8 (8); SEMCAD X Version 14.6.10 (7331)

Area Scan (61x121x1): Interpolated grid: dx=1.500 mm, dy=1.500 mm

Maximum value of SAR (interpolated) = 0.784 W/kg

Zoom Scan (7x7x7)/Cube 0: Measurement grid: dx=5mm, dy=5mm, dz=5mm

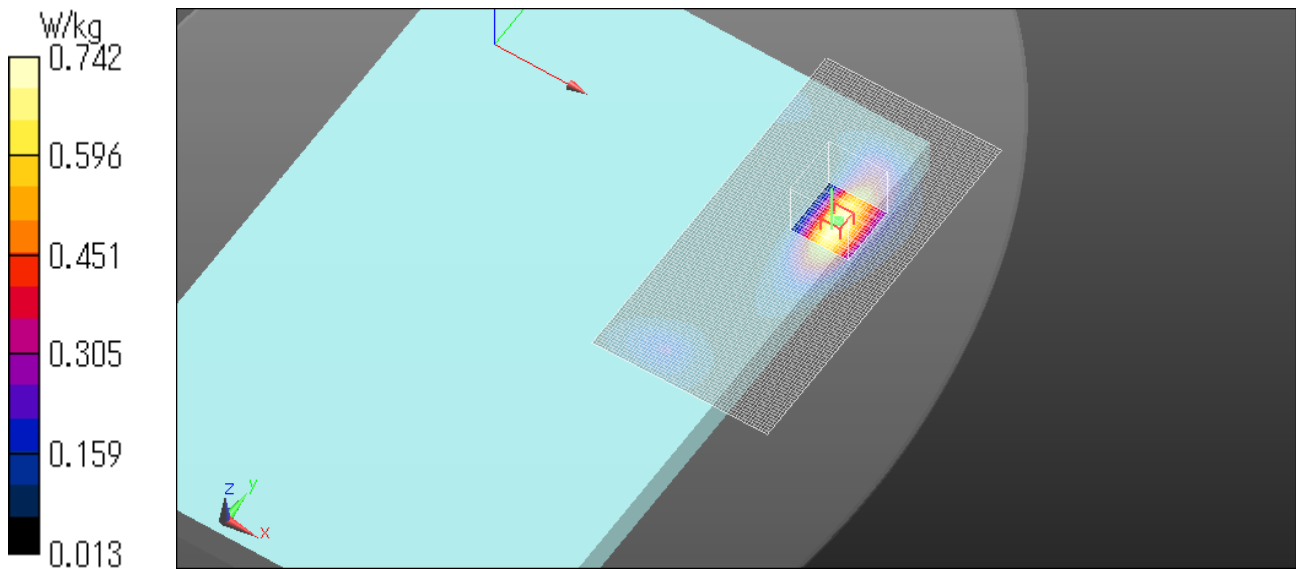
Reference Value = 24.36 V/m; Power Drift = -0.04 dB

Peak SAR (extrapolated) = 0.901 W/kg

SAR(1 g) = 0.556 W/kg

Maximum value of SAR (measured) = 0.742 W/kg

Date: 2016/01/28



LTE Band4 QPSK Allocation1 Start49 1720MHz Edge1 tilt 0mm Reduction

Communication System: UID 0, Generic LTE (0); Communication System Band: Band 4, E-UTRA/FDD (1710.0 - 1755.0 MHz); Frequency: 1720 MHz; Duty Cycle: 1:1

Medium parameters used: $f = 1720$ MHz; $\sigma = 1.453$ S/m; $\epsilon_r = 51.676$; $\rho = 1000$ kg/m³

Phantom section: Flat Section

Measurement Standard: DASYS5 (IEEE/IEC/ANSI C63.19-2007)

DASY5 Configuration

Probe: EX3DV4 - SN3917; ConvF(7.85, 7.85, 7.85); Calibrated: 2015/05/29;

Sensor-Surface: 2mm (Mechanical Surface Detection)

Electronics: DAE4 Sn1369; Calibrated: 2015/05/22

Phantom: ELI v5.0 (30deg probe tilt); Type: QDOVA002AA; Serial: TP:1203

Measurement SW: DASY52, Version 52.8 (8); SEMCAD X Version 14.6.10 (7331)

Area Scan (81x121x1): Interpolated grid: dx=1.500 mm, dy=1.500 mm

Maximum value of SAR (interpolated) = 1.15 W/kg

Zoom Scan (7x7x7)/Cube 0: Measurement grid: dx=5mm, dy=5mm, dz=5mm

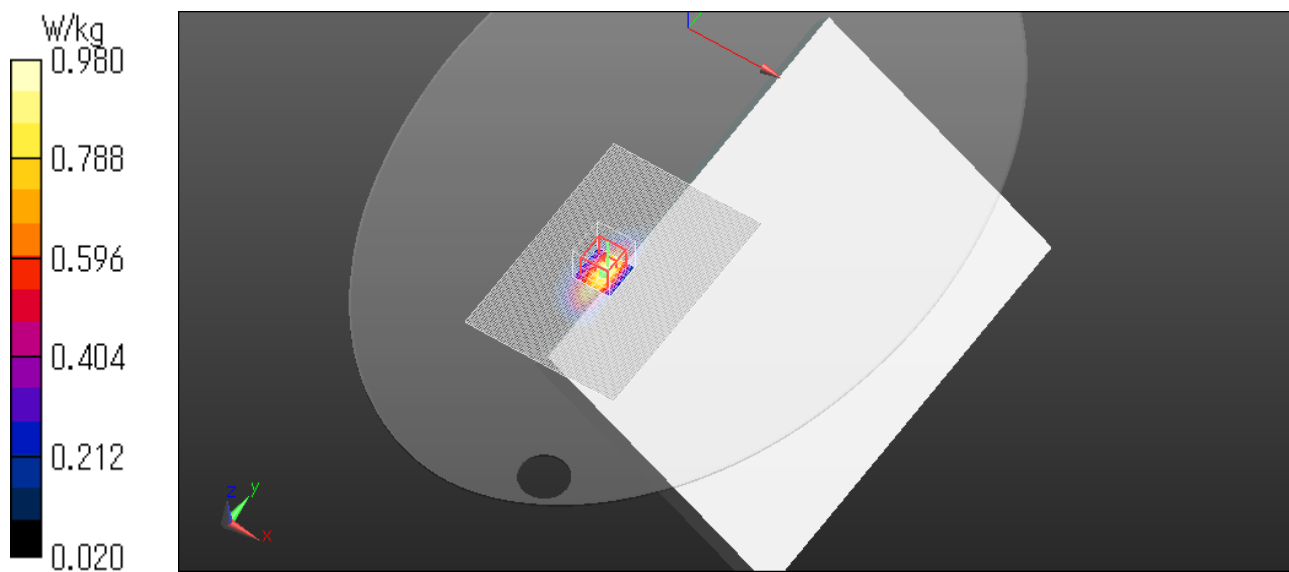
Reference Value = 28.18 V/m; Power Drift = -0.11 dB

Peak SAR (extrapolated) = 1.21 W/kg

SAR(1 g) = 0.716 W/kg; SAR(10 g) = 0.400 W/kg

Maximum value of SAR (measured) = 0.980 W/kg

Date: 2016/01/29



LTE Band4 QPSK Allocation1 Start49 1732.5MHz Edge1 tilt 0mm Reduction

Communication System: UID 0, Generic LTE (0); Communication System Band: Band 4, E-UTRA/FDD (1710.0 - 1755.0 MHz); Frequency: 1732.5 MHz; Duty Cycle: 1:1

Medium parameters used (interpolated): $f = 1732.5$ MHz; $\sigma = 1.458$ S/m; $\epsilon_r = 52.031$; $\rho = 1000$ kg/m³

Phantom section: Flat Section

Measurement Standard: DASYS5 (IEEE/IEC/ANSI C63.19-2007)

DASY5 Configuration

Probe: EX3DV4 - SN3917; ConvF(7.85, 7.85, 7.85); Calibrated: 2015/05/29;

Sensor-Surface: 2mm (Mechanical Surface Detection)

Electronics: DAE4 Sn1369; Calibrated: 2015/05/22

Phantom: ELI v5.0 (30deg probe tilt); Type: QDOVA002AA; Serial: TP:1203

Measurement SW: DASYS2, Version 52.8 (8); SEMCAD X Version 14.6.10 (7331)

Area Scan (81x121x1): Interpolated grid: $dx=1.500$ mm, $dy=1.500$ mm

Maximum value of SAR (interpolated) = 1.38 W/kg

Zoom Scan (7x7x7)/Cube 0: Measurement grid: $dx=5$ mm, $dy=5$ mm, $dz=5$ mm

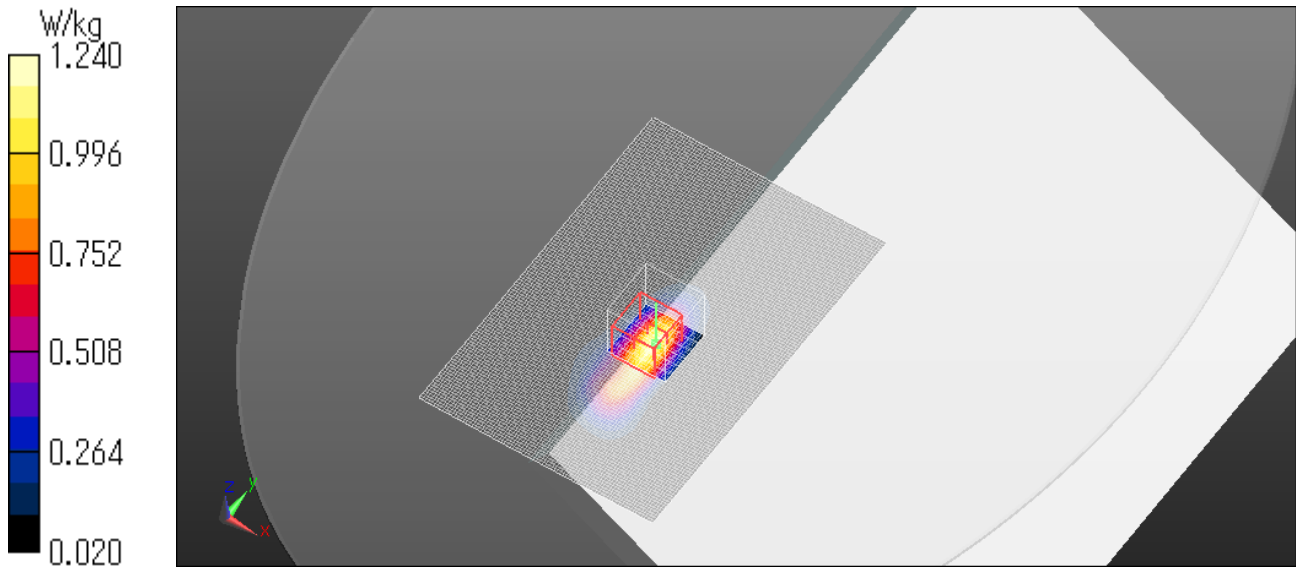
Reference Value = 32.00 V/m; Power Drift = -0.16 dB

Peak SAR (extrapolated) = 1.56 W/kg

SAR(1 g) = 0.893 W/kg; SAR(10 g) = 0.482 W/kg

Maximum value of SAR (measured) = 1.24 W/kg

Date: 2016/01/28



LTE Band4 QPSK Allocation1 Start99 1745MHz Edge1 tilt 0mm Reduction

Communication System: UID 0, Generic LTE (0); Communication System Band: Band 4, E-UTRA/FDD (1710.0 - 1755.0 MHz); Frequency: 1745 MHz; Duty Cycle: 1:1

Medium parameters used: $f = 1745$ MHz; $\sigma = 1.477$ S/m; $\epsilon_r = 51.591$; $\rho = 1000$ kg/m³

Phantom section: Flat Section

Measurement Standard: DASYS5 (IEEE/IEC/ANSI C63.19-2007)

DASY5 Configuration

Probe: EX3DV4 - SN3917; ConvF(7.85, 7.85, 7.85); Calibrated: 2015/05/29;

Sensor-Surface: 2mm (Mechanical Surface Detection)

Electronics: DAE4 Sn1369; Calibrated: 2015/05/22

Phantom: ELI v5.0 (30deg probe tilt); Type: QDOVA002AA; Serial: TP:1203

Measurement SW: DASYS2, Version 52.8 (8); SEMCAD X Version 14.6.10 (7331)

Area Scan (81x121x1): Interpolated grid: dx=1.500 mm, dy=1.500 mm

Maximum value of SAR (interpolated) = 1.27 W/kg

Zoom Scan (7x7x7)/Cube 0: Measurement grid: dx=5mm, dy=5mm, dz=5mm

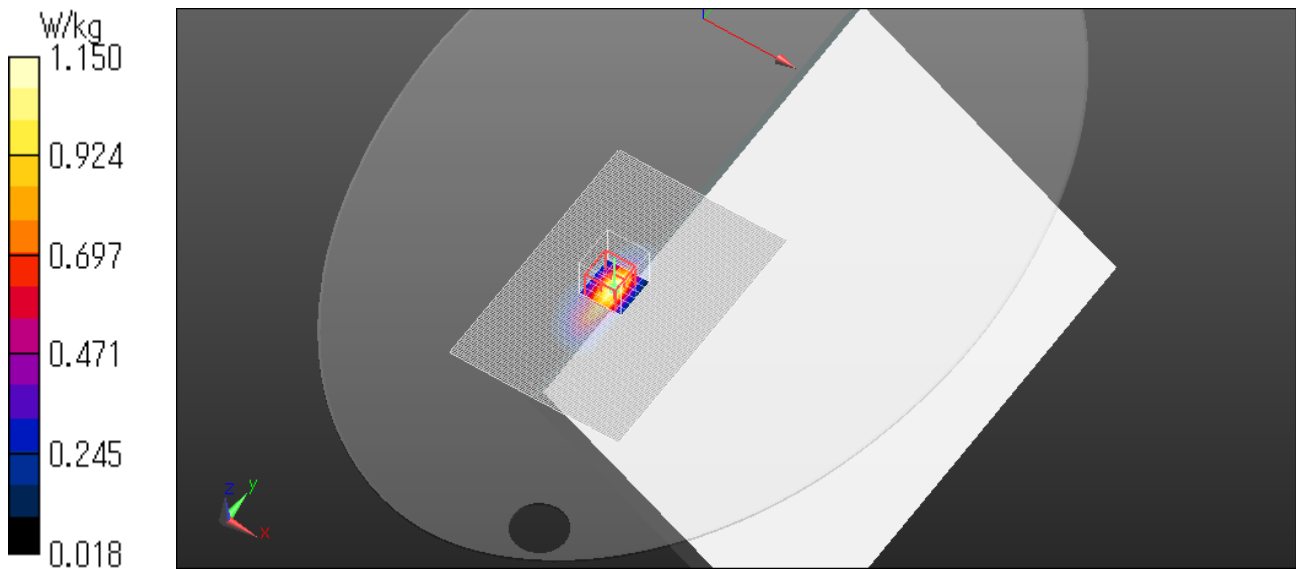
Reference Value = 30.74 V/m; Power Drift = -0.12 dB

Peak SAR (extrapolated) = 1.44 W/kg

SAR(1 g) = 0.813 W/kg; SAR(10 g) = 0.433 W/kg

Maximum value of SAR (measured) = 1.15 W/kg

Date: 2016/01/29



LTE Band4 QPSK Allocation50 Start24 1720MHz Edge1 tilt 0mm Reduction

Communication System: UID 0, Generic LTE (0); Communication System Band: Band 4, E-UTRA/FDD (1710.0 - 1755.0 MHz); Frequency: 1720 MHz; Duty Cycle: 1:1

Medium parameters used: $f = 1720$ MHz; $\sigma = 1.453$ S/m; $\epsilon_r = 51.676$; $\rho = 1000$ kg/m³

Phantom section: Flat Section

Measurement Standard: DASYS5 (IEEE/IEC/ANSI C63.19-2007)

DASY5 Configuration

Probe: EX3DV4 - SN3917; ConvF(7.85, 7.85, 7.85); Calibrated: 2015/05/29;

Sensor-Surface: 2mm (Mechanical Surface Detection)

Electronics: DAE4 Sn1369; Calibrated: 2015/05/22

Phantom: ELI v5.0 (30deg probe tilt); Type: QDOVA002AA; Serial: TP:1203

Measurement SW: DASYS2, Version 52.8 (8); SEMCAD X Version 14.6.10 (7331)

Area Scan (81x121x1): Interpolated grid: dx=1.500 mm, dy=1.500 mm

Maximum value of SAR (interpolated) = 1.16 W/kg

Zoom Scan (7x7x7)/Cube 0: Measurement grid: dx=5mm, dy=5mm, dz=5mm

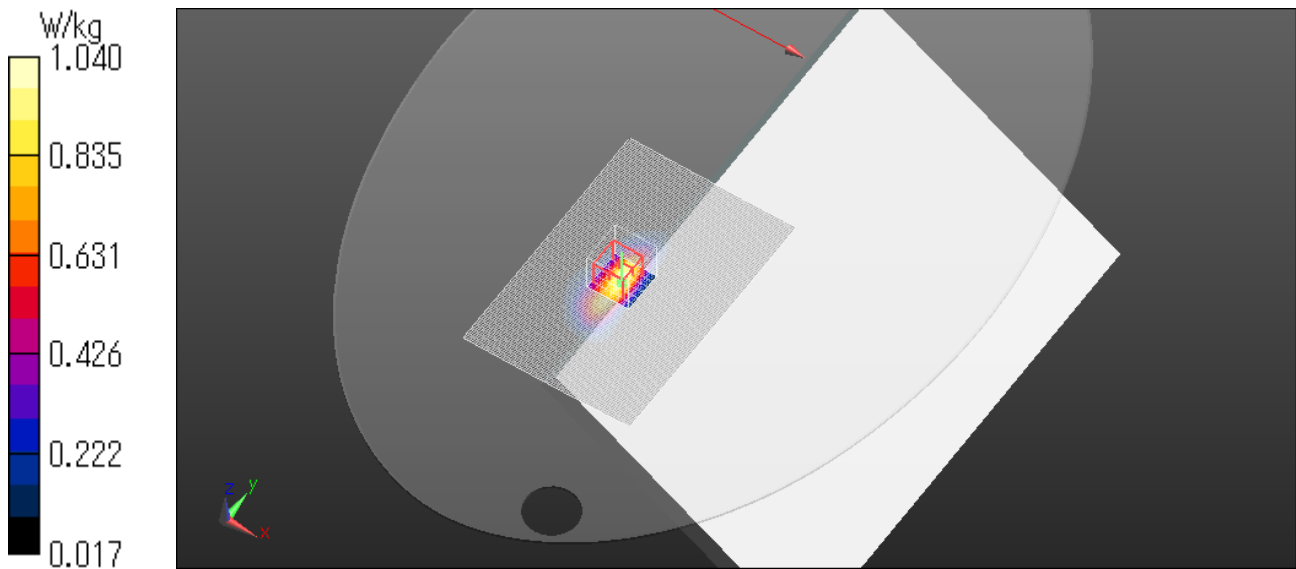
Reference Value = 29.37 V/m; Power Drift = -0.19 dB

Peak SAR (extrapolated) = 1.31 W/kg

SAR(1 g) = 0.766 W/kg; SAR(10 g) = 0.424 W/kg

Maximum value of SAR (measured) = 1.04 W/kg

Date: 2016/01/29



LTE Band4 QPSK Allocation50 Start0 1732.5MHz Edge1 tilt 0mm Reduction

Communication System: UID 0, Generic LTE (0); Communication System Band: Band 4, E-UTRA/FDD (1710.0 - 1755.0 MHz); Frequency: 1732.5 MHz; Duty Cycle: 1:1

Medium parameters used (interpolated): $f = 1732.5$ MHz; $\sigma = 1.458$ S/m; $\epsilon_r = 52.031$; $\rho = 1000$ kg/m³

Phantom section: Flat Section

Measurement Standard: DASYS5 (IEEE/IEC/ANSI C63.19-2007)

DASY5 Configuration

Probe: EX3DV4 - SN3917; ConvF(7.85, 7.85, 7.85); Calibrated: 2015/05/29;

Sensor-Surface: 2mm (Mechanical Surface Detection)

Electronics: DAE4 Sn1369; Calibrated: 2015/05/22

Phantom: ELI v5.0 (30deg probe tilt); Type: QDOVA002AA; Serial: TP:1203

Measurement SW: DASYS2, Version 52.8 (8); SEMCAD X Version 14.6.10 (7331)

Area Scan (81x121x1): Interpolated grid: dx=1.500 mm, dy=1.500 mm

Maximum value of SAR (interpolated) = 1.40 W/kg

Zoom Scan (7x8x7)/Cube 0: Measurement grid: dx=5mm, dy=5mm, dz=5mm

Reference Value = 32.99 V/m; Power Drift = -0.14 dB

Peak SAR (extrapolated) = 1.67 W/kg

SAR(1 g) = 0.960 W/kg; SAR(10 g) = 0.521 W/kg

Maximum value of SAR (measured) = 1.33 W/kg

Zoom Scan 2 (7x8x7)/Cube 0: Measurement grid: dx=5mm, dy=5mm, dz=5mm

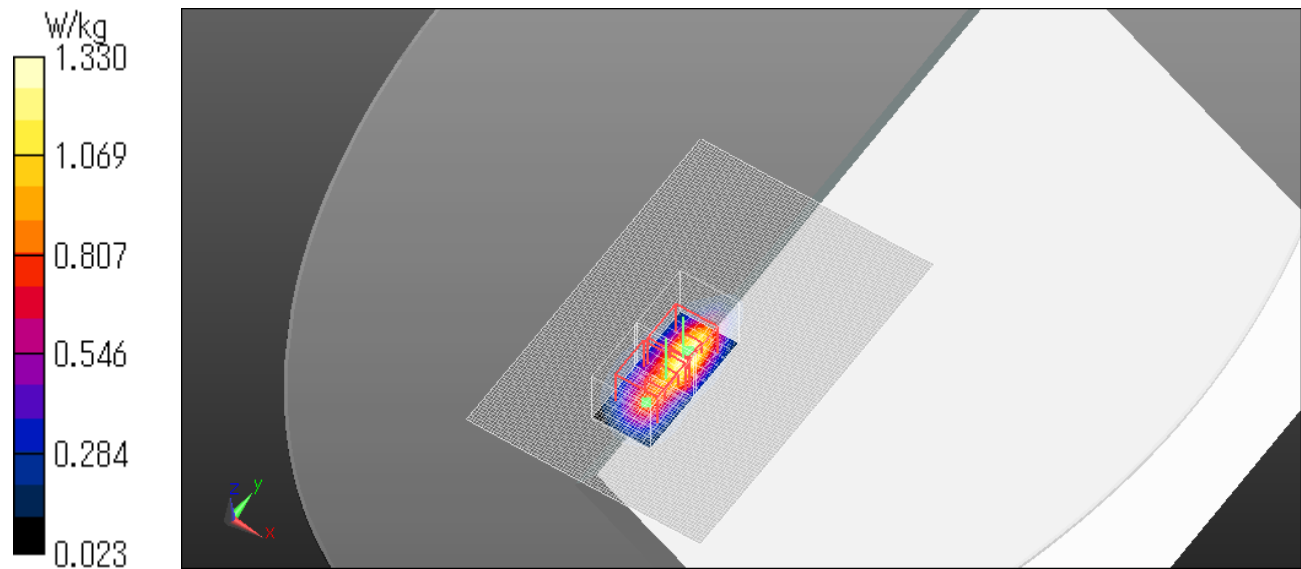
Reference Value = 32.99 V/m; Power Drift = -0.14 dB

Peak SAR (extrapolated) = 1.29 W/kg

SAR(1 g) = 0.703 W/kg; SAR(10 g) = 0.355 W/kg

Maximum value of SAR (measured) = 1.01 W/kg

Date: 2016/01/28



LTE Band4 QPSK Allocation50 Start0 1745MHz Edge1 tilt 0mm Reduction

Communication System: UID 0, Generic LTE (0); Communication System Band: Band 4, E-UTRA/FDD (1710.0 - 1755.0 MHz); Frequency: 1745 MHz; Duty Cycle: 1:1

Medium parameters used: $f = 1745$ MHz; $\sigma = 1.477$ S/m; $\epsilon_r = 51.591$; $\rho = 1000$ kg/m³

Phantom section: Flat Section

Measurement Standard: DASYS (IEEE/IEC/ANSI C63.19-2007)

DASY5 Configuration

Probe: EX3DV4 - SN3917; ConvF(7.85, 7.85, 7.85); Calibrated: 2015/05/29;

Sensor-Surface: 2mm (Mechanical Surface Detection)

Electronics: DAE4 Sn1369; Calibrated: 2015/05/22

Phantom: ELI v5.0 (30deg probe tilt); Type: QDOVA002AA; Serial: TP:1203

Measurement SW: DASYS2, Version 52.8 (8); SEMCAD X Version 14.6.10 (7331)

Area Scan (81x121x1): Interpolated grid: dx=1.500 mm, dy=1.500 mm

Maximum value of SAR (interpolated) = 1.19 W/kg

Zoom Scan (7x7x7)/Cube 0: Measurement grid: dx=5mm, dy=5mm, dz=5mm

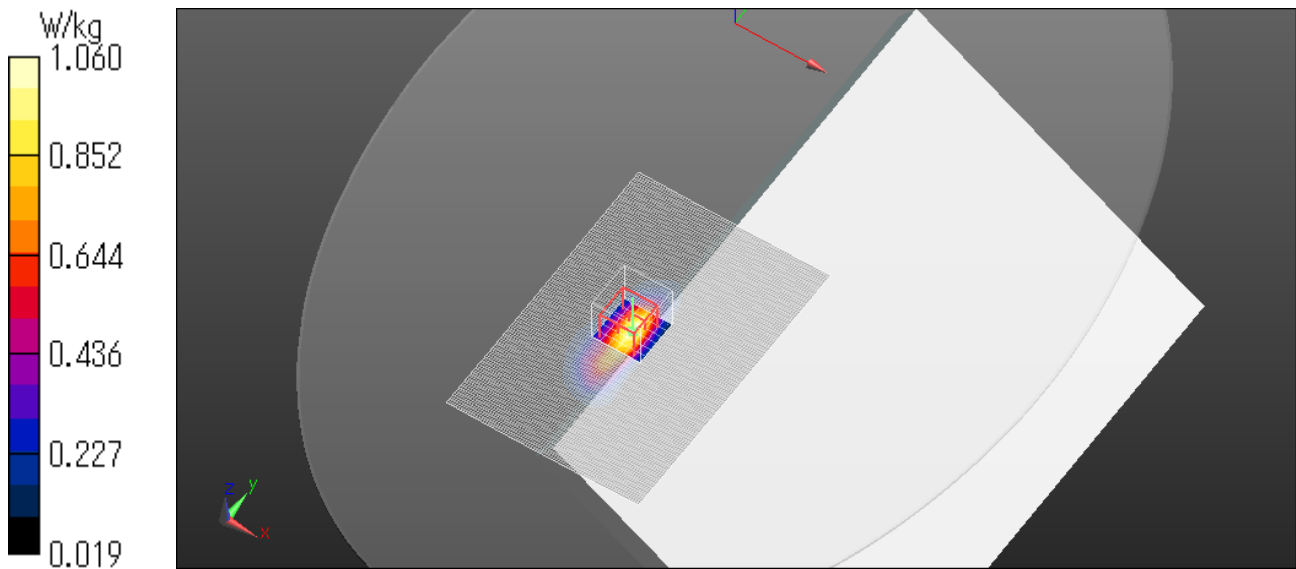
Reference Value = 29.38 V/m; Power Drift = -0.16 dB

Peak SAR (extrapolated) = 1.31 W/kg

SAR(1 g) = 0.753 W/kg; SAR(10 g) = 0.405 W/kg

Maximum value of SAR (measured) = 1.06 W/kg

Date: 2016/01/29



LTE Band4 QPSK Allocation100 Start0 1720MHz Edge1 tilt 0mm Reduction

Communication System: UID 0, Generic LTE (0); Communication System Band: Band 4, E-UTRA/FDD (1710.0 - 1755.0 MHz); Frequency: 1720 MHz; Duty Cycle: 1:1

Medium parameters used: $f = 1720$ MHz; $\sigma = 1.453$ S/m; $\epsilon_r = 51.676$; $\rho = 1000$ kg/m³

Phantom section: Flat Section

Measurement Standard: DASYS5 (IEEE/IEC/ANSI C63.19-2007)

DASY5 Configuration

Probe: EX3DV4 - SN3917; ConvF(7.85, 7.85, 7.85); Calibrated: 2015/05/29;

Sensor-Surface: 2mm (Mechanical Surface Detection)

Electronics: DAE4 Sn1369; Calibrated: 2015/05/22

Phantom: ELI v5.0 (30deg probe tilt); Type: QDOVA002AA; Serial: TP:1203

Measurement SW: DASY52, Version 52.8 (8); SEMCAD X Version 14.6.10 (7331)

Area Scan (81x121x1): Interpolated grid: dx=1.500 mm, dy=1.500 mm

Maximum value of SAR (interpolated) = 1.13 W/kg

Zoom Scan (7x7x7)/Cube 0: Measurement grid: dx=5mm, dy=5mm, dz=5mm


Reference Value = 29.24 V/m; Power Drift = -0.12 dB

Peak SAR (extrapolated) = 1.30 W/kg

SAR(1 g) = 0.762 W/kg; SAR(10 g) = 0.422 W/kg

Maximum value of SAR (measured) = 1.05 W/kg

Date: 2016/01/29



LTE Band4 QPSK Allocation1 Start0 1732.5MHz Edge1 19mm

Communication System: UID 0, Generic LTE (0); Communication System Band: Band 4, E-UTRA/FDD (1710.0 - 1755.0 MHz); Frequency: 1732.5 MHz; Duty Cycle: 1:1

Medium parameters used (interpolated): $f = 1732.5$ MHz; $\sigma = 1.458$ S/m; $\epsilon_r = 52.031$; $\rho = 1000$ kg/m³

Phantom section: Flat Section

Measurement Standard: DASYS5 (IEEE/IEC/ANSI C63.19-2007)

DASY5 Configuration

Probe: EX3DV4 - SN3917; ConvF(7.85, 7.85, 7.85); Calibrated: 2015/05/29;

Sensor-Surface: 2mm (Mechanical Surface Detection)

Electronics: DAE4 Sn1369; Calibrated: 2015/05/22

Phantom: ELI v5.0 (30deg probe tilt); Type: QDOVA002AA; Serial: TP:1203

Measurement SW: DASY52, Version 52.8 (8); SEMCAD X Version 14.6.10 (7331)

Area Scan (61x121x1): Interpolated grid: dx=1.500 mm, dy=1.500 mm

Maximum value of SAR (interpolated) = 0.552 W/kg

Zoom Scan (7x7x7)/Cube 0: Measurement grid: dx=5mm, dy=5mm, dz=5mm

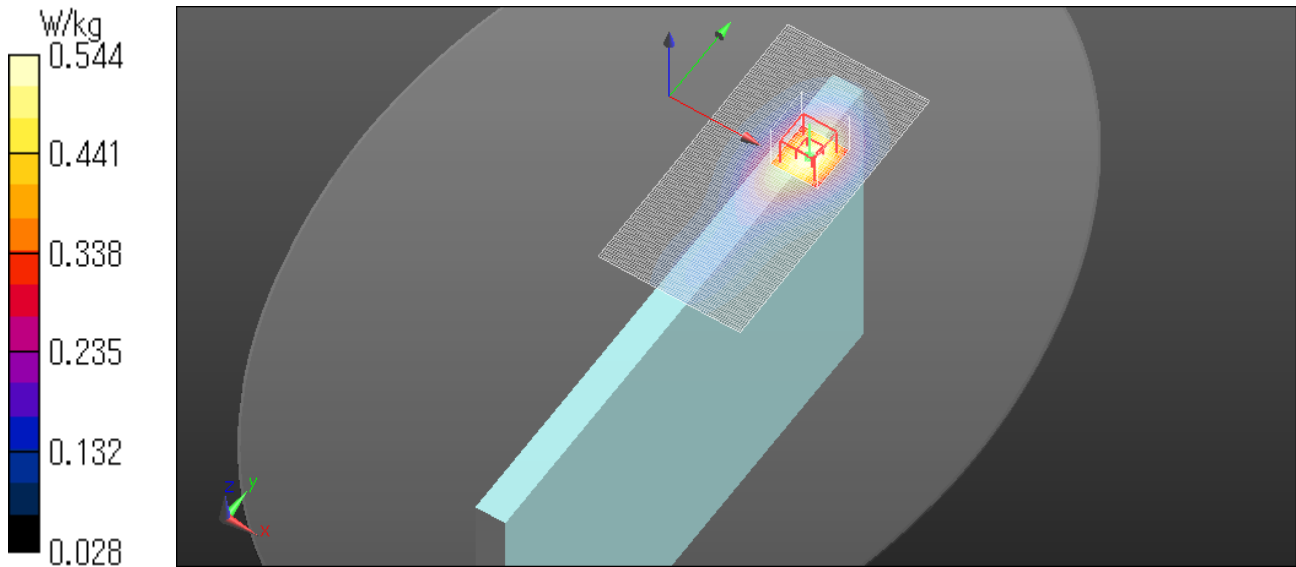
Reference Value = 20.90 V/m; Power Drift = 0.00 dB

Peak SAR (extrapolated) = 0.638 W/kg

SAR(1 g) = 0.429 W/kg; SAR(10 g) = 0.275 W/kg

Maximum value of SAR (measured) = 0.544 W/kg

Date: 2016/01/28



LTE Band4 QPSK Allocation50 Start0 1732.5MHz Edge1 19mm

Communication System: UID 0, Generic LTE (0); Communication System Band: Band 4, E-UTRA/FDD (1710.0 - 1755.0 MHz); Frequency: 1732.5 MHz; Duty Cycle: 1:1

Medium parameters used (interpolated): $f = 1732.5$ MHz; $\sigma = 1.458$ S/m; $\epsilon_r = 52.031$; $\rho = 1000$ kg/m³

Phantom section: Flat Section

Measurement Standard: DASYS5 (IEEE/IEC/ANSI C63.19-2007)

DASY5 Configuration

Probe: EX3DV4 - SN3917; ConvF(7.85, 7.85, 7.85); Calibrated: 2015/05/29;

Sensor-Surface: 2mm (Mechanical Surface Detection)

Electronics: DAE4 Sn1369; Calibrated: 2015/05/22

Phantom: ELI v5.0 (30deg probe tilt); Type: QDOVA002AA; Serial: TP:1203

Measurement SW: DASY52, Version 52.8 (8); SEMCAD X Version 14.6.10 (7331)

Area Scan (61x121x1): Interpolated grid: $dx=1.500$ mm, $dy=1.500$ mm

Maximum value of SAR (interpolated) = 0.436 W/kg

Zoom Scan (7x7x7)/Cube 0: Measurement grid: $dx=5$ mm, $dy=5$ mm, $dz=5$ mm

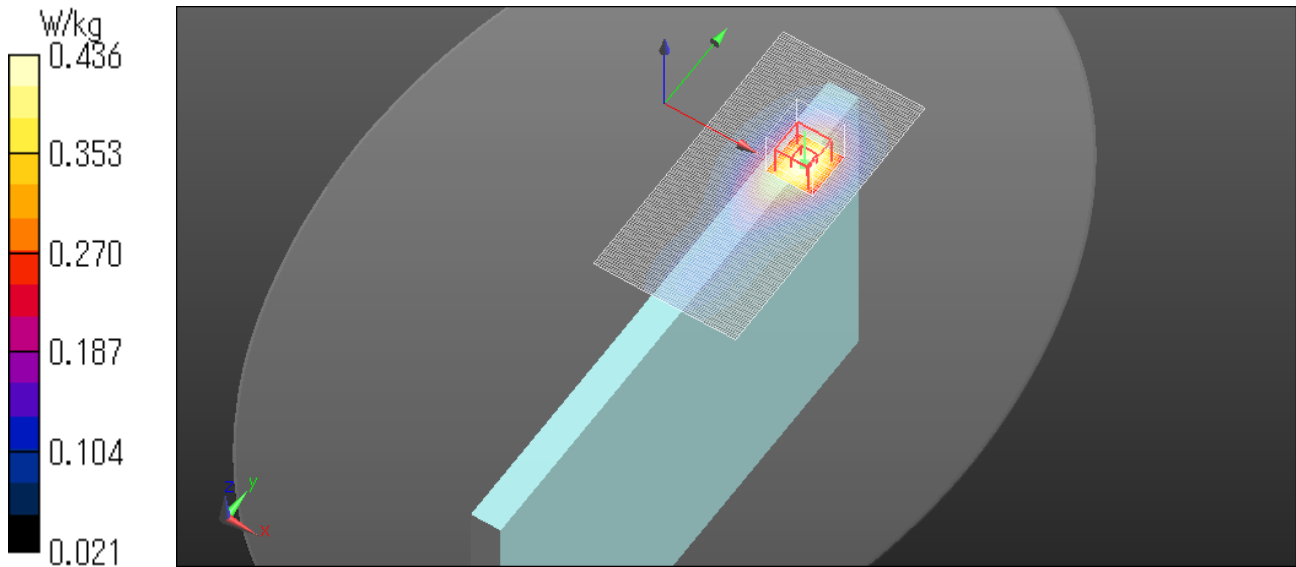
Reference Value = 18.82 V/m; Power Drift = -0.06 dB

Peak SAR (extrapolated) = 0.513 W/kg

SAR(1 g) = 0.343 W/kg; SAR(10 g) = 0.219 W/kg

Maximum value of SAR (measured) = 0.436 W/kg

Date: 2016/01/28



LTE Band4 QPSK Allocation1 Start0 1732.5MHz Edge2 0mm

Communication System: UID 0, Generic LTE (0); Communication System Band: Band 4, E-UTRA/FDD (1710.0 - 1755.0 MHz); Frequency: 1732.5 MHz; Duty Cycle: 1:1

Medium parameters used (interpolated): $f = 1732.5$ MHz; $\sigma = 1.458$ S/m; $\epsilon_r = 52.031$; $\rho = 1000$ kg/m³

Phantom section: Flat Section

Measurement Standard: DASYS5 (IEEE/IEC/ANSI C63.19-2007)

DASY5 Configuration

Probe: EX3DV4 - SN3917; ConvF(7.85, 7.85, 7.85); Calibrated: 2015/05/29;

Sensor-Surface: 2mm (Mechanical Surface Detection)

Electronics: DAE4 Sn1369; Calibrated: 2015/05/22

Phantom: ELI v5.0 (30deg probe tilt); Type: QDOVA002AA; Serial: TP:1203

Measurement SW: DASY52, Version 52.8 (8); SEMCAD X Version 14.6.10 (7331)

Area Scan (61x121x1): Interpolated grid: dx=1.500 mm, dy=1.500 mm

Maximum value of SAR (interpolated) = 0.211 W/kg

Zoom Scan (7x7x7)/Cube 0: Measurement grid: dx=5mm, dy=5mm, dz=5mm

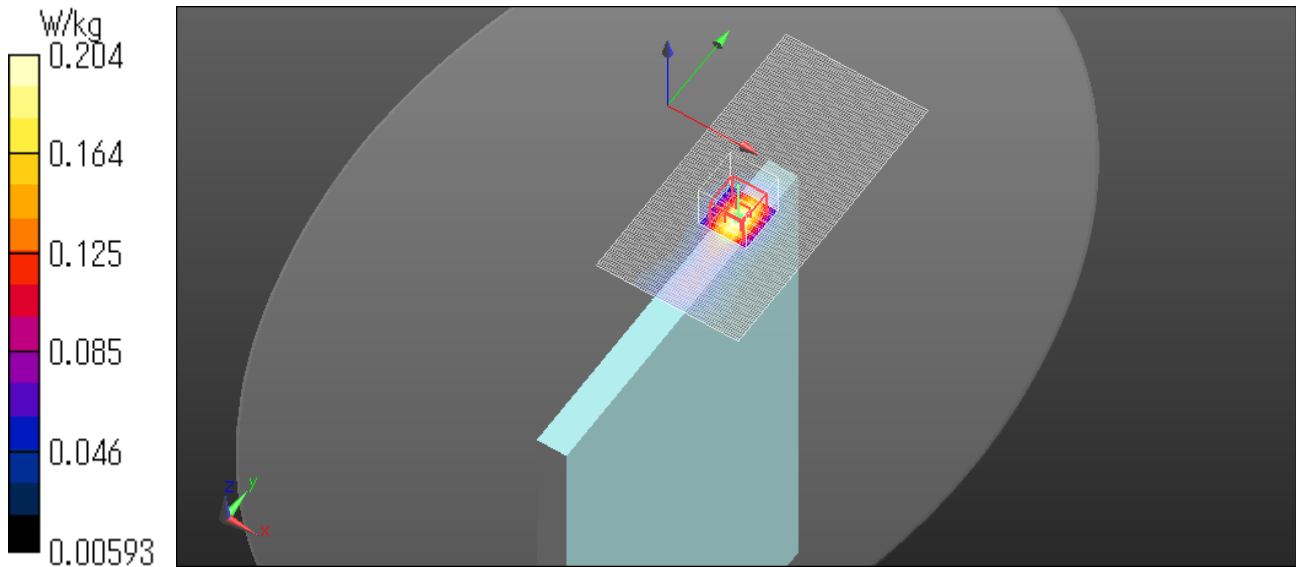
Reference Value = 12.35 V/m; Power Drift = 0.14 dB

Peak SAR (extrapolated) = 0.251 W/kg

SAR(1 g) = 0.155 W/kg; SAR(10 g) = 0.088 W/kg

Maximum value of SAR (measured) = 0.204 W/kg

Date: 2016/01/28



LTE Band4 QPSK Allocation50 Start0 1732.5MHz Edge2 0mm

Communication System: UID 0, Generic LTE (0); Communication System Band: Band 4, E-UTRA/FDD (1710.0 - 1755.0 MHz); Frequency: 1732.5 MHz; Duty Cycle: 1:1

Medium parameters used (interpolated): $f = 1732.5$ MHz; $\sigma = 1.458$ S/m; $\epsilon_r = 52.031$; $\rho = 1000$ kg/m³

Phantom section: Flat Section

Measurement Standard: DASYS5 (IEEE/IEC/ANSI C63.19-2007)

DASY5 Configuration

Probe: EX3DV4 - SN3917; ConvF(7.85, 7.85, 7.85); Calibrated: 2015/05/29;

Sensor-Surface: 2mm (Mechanical Surface Detection)

Electronics: DAE4 Sn1369; Calibrated: 2015/05/22

Phantom: ELI v5.0 (30deg probe tilt); Type: QDOVA002AA; Serial: TP:1203

Measurement SW: DASYS2, Version 52.8 (8); SEMCAD X Version 14.6.10 (7331)

Area Scan (61x121x1): Interpolated grid: $dx=1.500$ mm, $dy=1.500$ mm

Maximum value of SAR (interpolated) = 0.142 W/kg

Zoom Scan (7x7x7)/Cube 0: Measurement grid: $dx=5$ mm, $dy=5$ mm, $dz=5$ mm

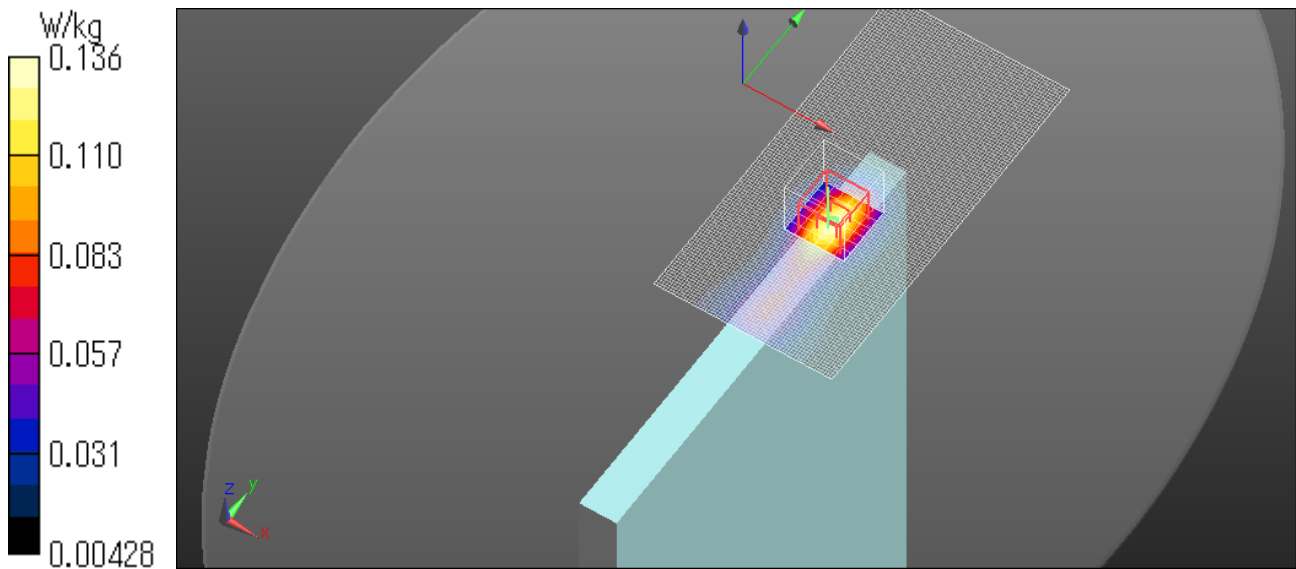
Reference Value = 10.34 V/m; Power Drift = -0.07 dB

Peak SAR (extrapolated) = 0.166 W/kg

SAR(1 g) = 0.103 W/kg; SAR(10 g) = 0.059 W/kg

Maximum value of SAR (measured) = 0.136 W/kg

Date: 2016/01/28



LTE Band4 QPSK Allocation1 Start0 1732.5MHz Edge2 0mm with stylus pen

Communication System: UID 0, Generic LTE (0); Communication System Band: Band 4, E-UTRA/FDD (1710.0 - 1755.0 MHz); Frequency: 1732.5 MHz; Duty Cycle: 1:1

Medium parameters used (interpolated): $f = 1732.5$ MHz; $\sigma = 1.458$ S/m; $\epsilon_r = 52.031$; $\rho = 1000$ kg/m³

Phantom section: Flat Section

Measurement Standard: DASYS5 (IEEE/IEC/ANSI C63.19-2007)

DASY5 Configuration

Probe: EX3DV4 - SN3917; ConvF(7.85, 7.85, 7.85); Calibrated: 2015/05/29;

Sensor-Surface: 2mm (Mechanical Surface Detection)

Electronics: DAE4 Sn1369; Calibrated: 2015/05/22

Phantom: ELI v5.0 (30deg probe tilt); Type: QDOVA002AA; Serial: TP:1203

Measurement SW: DASY52, Version 52.8 (8); SEMCAD X Version 14.6.10 (7331)

Area Scan (61x121x1): Interpolated grid: dx=1.500 mm, dy=1.500 mm

Maximum value of SAR (interpolated) = 0.207 W/kg

Zoom Scan (7x7x7)/Cube 0: Measurement grid: dx=5mm, dy=5mm, dz=5mm

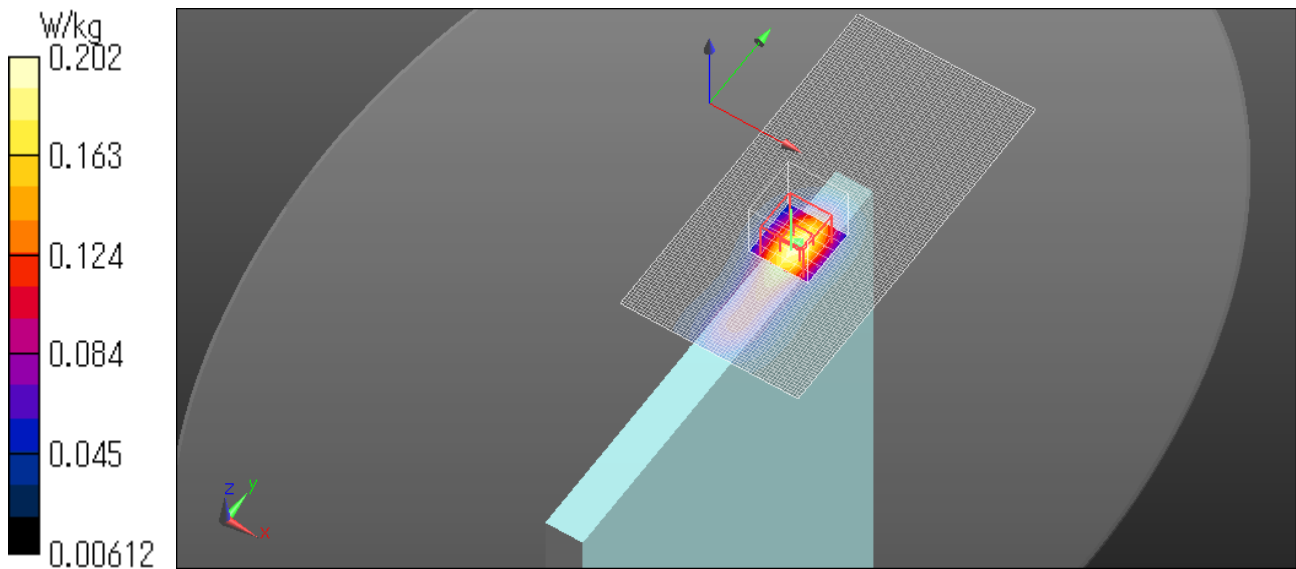
Reference Value = 12.58 V/m; Power Drift = -0.08 dB

Peak SAR (extrapolated) = 0.244 W/kg

SAR(1 g) = 0.151 W/kg; SAR(10 g) = 0.087 W/kg

Maximum value of SAR (measured) = 0.202 W/kg

Date: 2016/01/28



LTE Band4 QPSK Allocation1 Start0 1732.5MHz Bottom side 16mm

Communication System: UID 0, Generic LTE (0); Communication System Band: Band 4, E-UTRA/FDD (1710.0 - 1755.0 MHz); Frequency: 1732.5 MHz; Duty Cycle: 1:1

Medium parameters used (interpolated): $f = 1732.5$ MHz; $\sigma = 1.458$ S/m; $\epsilon_r = 52.031$; $\rho = 1000$ kg/m³

Phantom section: Flat Section

Measurement Standard: DASY5 (IEEE/IEC/ANSI C63.19-2007)

DASY5 Configuration

Probe: EX3DV4 - SN3917; ConvF(7.85, 7.85, 7.85); Calibrated: 2015/05/29;

Sensor-Surface: 2mm (Mechanical Surface Detection)

Electronics: DAE4 Sn1369; Calibrated: 2015/05/22

Phantom: ELI v5.0 (30deg probe tilt); Type: QDOVA002AA; Serial: TP:1203

Measurement SW: DASY52, Version 52.8 (8); SEMCAD X Version 14.6.10 (7331)

Area Scan (61x121x1): Interpolated grid: dx=1.500 mm, dy=1.500 mm

Maximum value of SAR (interpolated) = 0.309 W/kg

Zoom Scan (7x7x7)/Cube 0: Measurement grid: dx=5mm, dy=5mm, dz=5mm

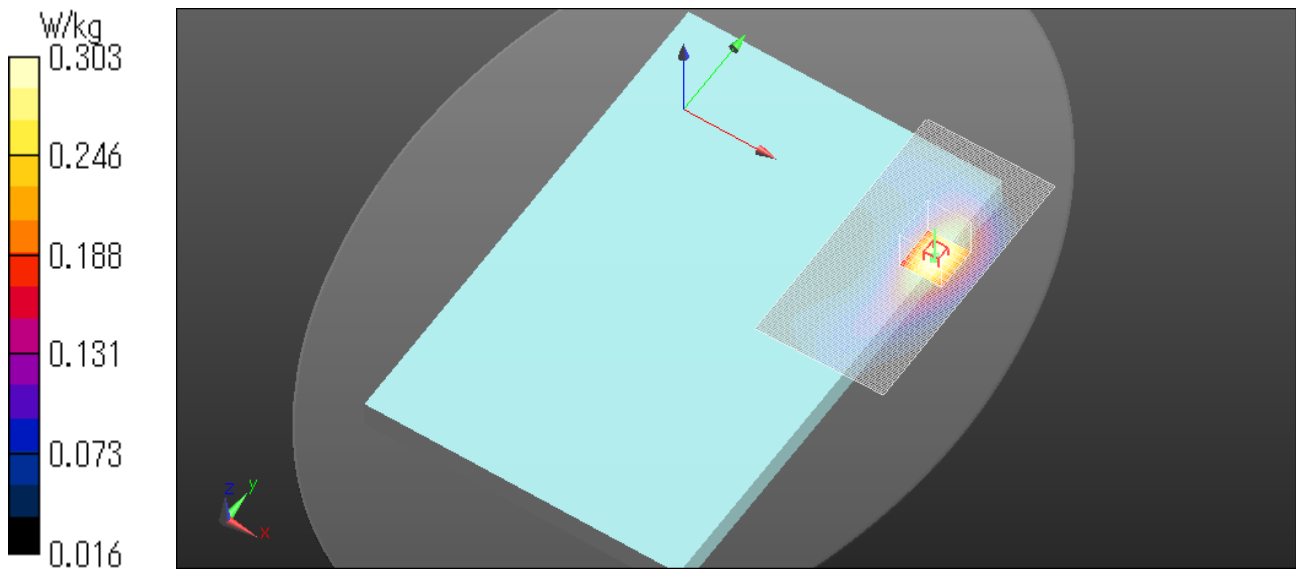
Reference Value = 15.54 V/m; Power Drift = 0.01 dB

Peak SAR (extrapolated) = 0.354 W/kg

SAR(1 g) = 0.241 W/kg

Maximum value of SAR (measured) = 0.303 W/kg

Date: 2016/01/28



LTE Band4 QPSK Allocation50 Start0 1732.5MHz Bottom side 16mm

Communication System: UID 0, Generic LTE (0); Communication System Band: Band 4, E-UTRA/FDD (1710.0 - 1755.0 MHz); Frequency: 1732.5 MHz; Duty Cycle: 1:1

Medium parameters used (interpolated): $f = 1732.5$ MHz; $\sigma = 1.458$ S/m; $\epsilon_r = 52.031$; $\rho = 1000$ kg/m³

Phantom section: Flat Section

Measurement Standard: DASYS5 (IEEE/IEC/ANSI C63.19-2007)

DASY5 Configuration

Probe: EX3DV4 - SN3917; ConvF(7.85, 7.85, 7.85); Calibrated: 2015/05/29;

Sensor-Surface: 2mm (Mechanical Surface Detection)

Electronics: DAE4 Sn1369; Calibrated: 2015/05/22

Phantom: ELI v5.0 (30deg probe tilt); Type: QDOVA002AA; Serial: TP:1203

Measurement SW: DASY52, Version 52.8 (8); SEMCAD X Version 14.6.10 (7331)

Area Scan (61x121x1): Interpolated grid: $dx=1.500$ mm, $dy=1.500$ mm

Maximum value of SAR (interpolated) = 0.230 W/kg

Zoom Scan (7x7x7)/Cube 0: Measurement grid: $dx=5$ mm, $dy=5$ mm, $dz=5$ mm

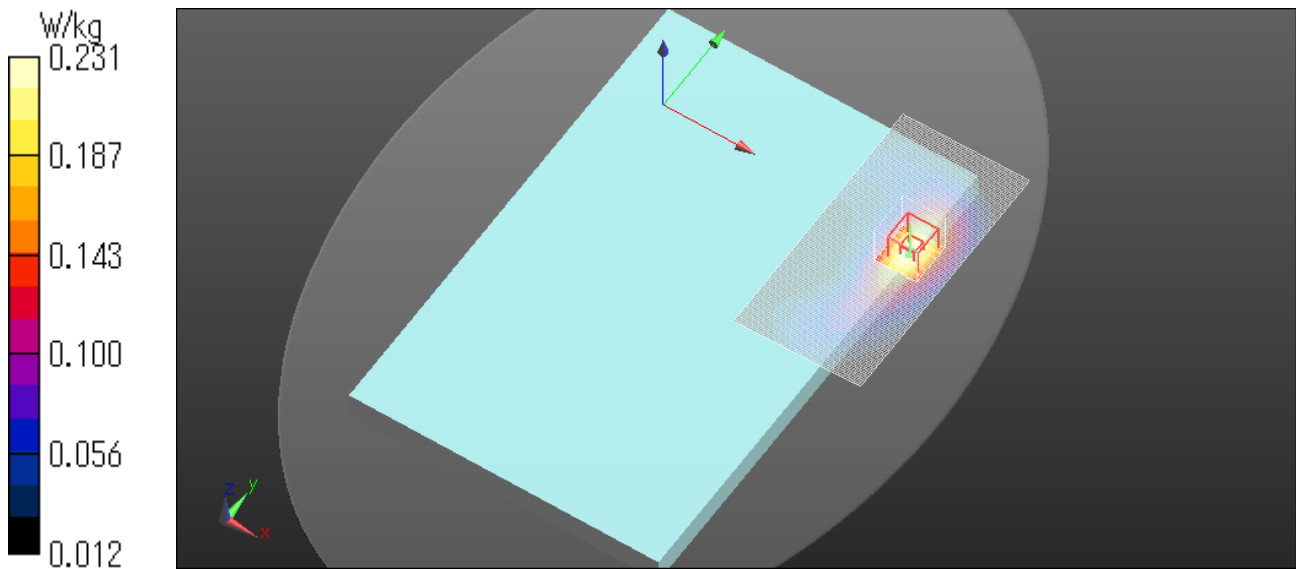
Reference Value = 13.45 V/m; Power Drift = 0.11 dB

Peak SAR (extrapolated) = 0.271 W/kg

SAR(1 g) = 0.183 W/kg; SAR(10 g) = 0.118 W/kg

Maximum value of SAR (measured) = 0.231 W/kg

Date: 2016/01/28



LTE Band4 QPSK Allocation1 Start0 1732.5MHz Edge1 tilt 20mm

Communication System: UID 0, Generic LTE (0); Communication System Band: Band 4, E-UTRA/FDD (1710.0 - 1755.0 MHz); Frequency: 1732.5 MHz; Duty Cycle: 1:1

Medium parameters used (interpolated): $f = 1732.5$ MHz; $\sigma = 1.458$ S/m; $\epsilon_r = 52.031$; $\rho = 1000$ kg/m³

Phantom section: Flat Section

Measurement Standard: DASYS5 (IEEE/IEC/ANSI C63.19-2007)

DASY5 Configuration

Probe: EX3DV4 - SN3917; ConvF(7.85, 7.85, 7.85); Calibrated: 2015/05/29;

Sensor-Surface: 2mm (Mechanical Surface Detection)

Electronics: DAE4 Sn1369; Calibrated: 2015/05/22

Phantom: ELI v5.0 (30deg probe tilt); Type: QDOVA002AA; Serial: TP:1203

Measurement SW: DASY52, Version 52.8 (8); SEMCAD X Version 14.6.10 (7331)

Area Scan (81x121x1): Interpolated grid: dx=1.500 mm, dy=1.500 mm

Maximum value of SAR (interpolated) = 0.283 W/kg

Zoom Scan (7x7x7)/Cube 0: Measurement grid: dx=5mm, dy=5mm, dz=5mm


Reference Value = 14.95 V/m; Power Drift = -0.04 dB

Peak SAR (extrapolated) = 0.326 W/kg

SAR(1 g) = 0.223 W/kg; SAR(10 g) = 0.145 W/kg

Maximum value of SAR (measured) = 0.279 W/kg

Date: 2016/01/28



LTE Band4 QPSK Allocation50 Start0 1732.5MHz Edge1 tilt 20mm

Communication System: UID 0, Generic LTE (0); Communication System Band: Band 4, E-UTRA/FDD (1710.0 - 1755.0 MHz); Frequency: 1732.5 MHz; Duty Cycle: 1:1

Medium parameters used (interpolated): $f = 1732.5$ MHz; $\sigma = 1.458$ S/m; $\epsilon_r = 52.031$; $\rho = 1000$ kg/m³

Phantom section: Flat Section

Measurement Standard: DASYS5 (IEEE/IEC/ANSI C63.19-2007)

DASY5 Configuration

Probe: EX3DV4 - SN3917; ConvF(7.85, 7.85, 7.85); Calibrated: 2015/05/29;

Sensor-Surface: 2mm (Mechanical Surface Detection)

Electronics: DAE4 Sn1369; Calibrated: 2015/05/22

Phantom: ELI v5.0 (30deg probe tilt); Type: QDOVA002AA; Serial: TP:1203

Measurement SW: DASY52, Version 52.8 (8); SEMCAD X Version 14.6.10 (7331)

Area Scan (81x121x1): Interpolated grid: $dx=1.500$ mm, $dy=1.500$ mm

Maximum value of SAR (interpolated) = 0.264 W/kg

Zoom Scan (7x7x7)/Cube 0: Measurement grid: $dx=5$ mm, $dy=5$ mm, $dz=5$ mm


Reference Value = 14.43 V/m; Power Drift = -0.07 dB

Peak SAR (extrapolated) = 0.304 W/kg

SAR(1 g) = 0.208 W/kg; SAR(10 g) = 0.135 W/kg

Maximum value of SAR (measured) = 0.261 W/kg

Date: 2016/01/28



15.9 SAR test plots for LTE Band 5

LTE Band5 QPSK Allocation1 Start24 829MHz Edge1 0mm Reduction

Communication System: UID 0, Generic LTE (0); Communication System Band: Band 5, E-UTRA/FDD (824.0 - 849.0 MHz); Frequency: 829 MHz; Duty Cycle: 1:1

Medium parameters used (interpolated): $f = 829$ MHz; $\sigma = 0.94$ S/m; $\epsilon_r = 53.61$; $\rho = 1000$ kg/m³

Phantom section: Flat Section

Measurement Standard: DASYS (IEEE/IEC/ANSI C63.19-2007)

DASY5 Configuration

Probe: EX3DV4 - SN3917; ConvF(9.79, 9.79, 9.79); Calibrated: 2015/05/29;

Sensor-Surface: 2mm (Mechanical Surface Detection)

Electronics: DAE4 Sn1369; Calibrated: 2015/05/22

Phantom: ELI v5.0 (30deg probe tilt); Type: QDOVA002AA; Serial: TP:1203

Measurement SW: DASY52, Version 52.8 (8); SEMCAD X Version 14.6.10 (7331)

Area Scan (61x121x1): Interpolated grid: $dx=1.500$ mm, $dy=1.500$ mm

Maximum value of SAR (interpolated) = 1.15 W/kg

Zoom Scan (7x7x7)/Cube 0: Measurement grid: $dx=5$ mm, $dy=5$ mm, $dz=5$ mm

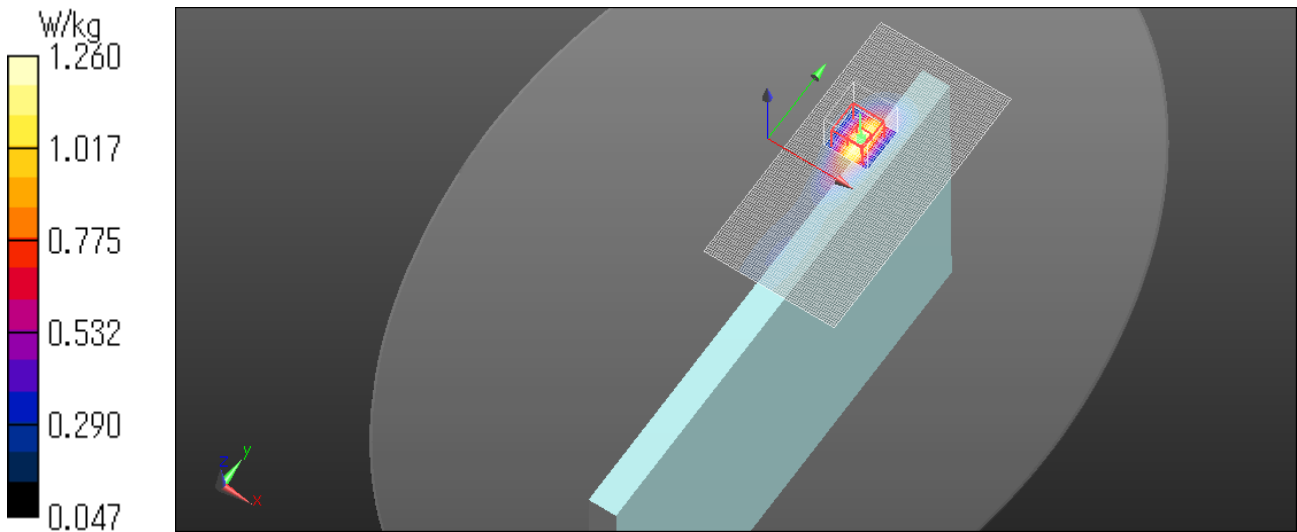
Reference Value = 40.42 V/m; Power Drift = -0.12 dB

Peak SAR (extrapolated) = 1.67 W/kg

SAR(1 g) = 0.897 W/kg; SAR(10 g) = 0.488 W/kg

Maximum value of SAR (measured) = 1.26 W/kg

Date: 2015/12/24



LTE Band5 QPSK Allocation1 Start49 836.5MHz Edge1 0mm Reduction

Communication System: UID 0, Generic LTE (0); Communication System Band: Band 5, E-UTRA/FDD (824.0 - 849.0 MHz); Frequency: 836.5 MHz; Duty Cycle: 1:1

Medium parameters used (interpolated): $f = 836.5$ MHz; $\sigma = 0.949$ S/m; $\epsilon_r = 53.521$; $\rho = 1000$ kg/m³

Phantom section: Flat Section

Measurement Standard: DASYS (IEEE/IEC/ANSI C63.19-2007)

DASY5 Configuration

Probe: EX3DV4 - SN3917; ConvF(9.79, 9.79, 9.79); Calibrated: 2015/05/29;

Sensor-Surface: 2mm (Mechanical Surface Detection)

Electronics: DAE4 Sn1369; Calibrated: 2015/05/22

Phantom: ELI v5.0 (30deg probe tilt); Type: QDOVA002AA; Serial: TP:1203

Measurement SW: DASY52, Version 52.8 (8); SEMCAD X Version 14.6.10 (7331)

Area Scan (61x121x1): Interpolated grid: dx=1.500 mm, dy=1.500 mm

Maximum value of SAR (interpolated) = 1.25 W/kg

Zoom Scan (7x7x7)/Cube 0: Measurement grid: dx=5mm, dy=5mm, dz=5mm

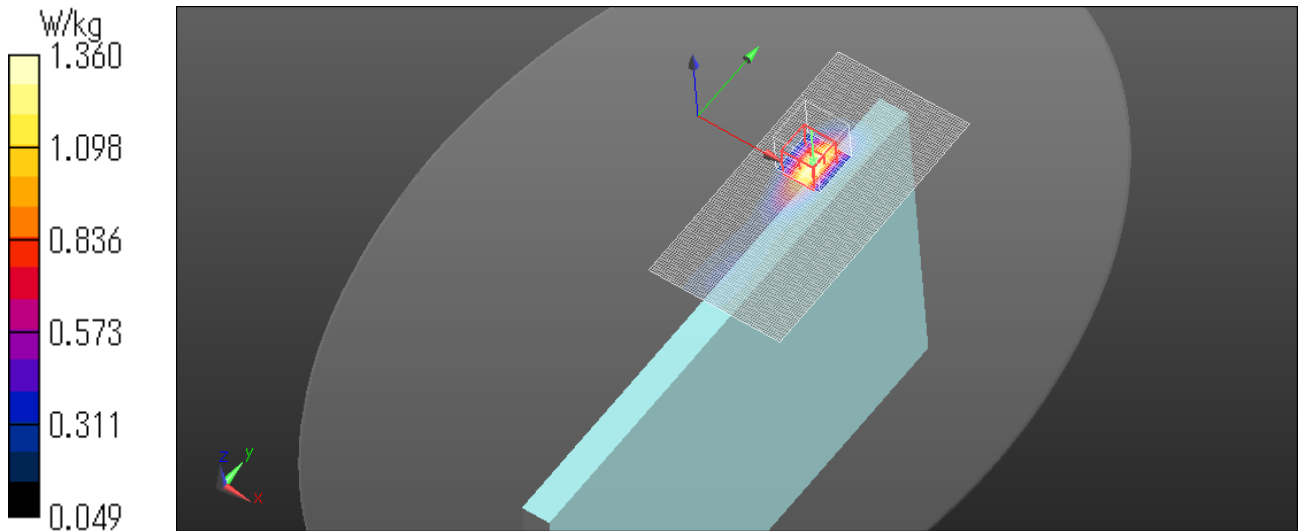
Reference Value = 41.65 V/m; Power Drift = -0.11 dB

Peak SAR (extrapolated) = 1.80 W/kg

SAR(1 g) = 0.959 W/kg; SAR(10 g) = 0.520 W/kg

Maximum value of SAR (measured) = 1.36 W/kg

Date: 2015/12/24



LTE Band5 QPSK Allocation1 Start0 844MHz Edge1 0mm Reduction

Communication System: UID 0, Generic LTE (0); Communication System Band: Band 5, E-UTRA/FDD (824.0 - 849.0 MHz); Frequency: 844 MHz; Duty Cycle: 1:1

Medium parameters used (interpolated): $f = 844$ MHz; $\sigma = 0.957$ S/m; $\epsilon_r = 53.434$; $\rho = 1000$ kg/m³

Phantom section: Flat Section

Measurement Standard: DASYS (IEEE/IEC/ANSI C63.19-2007)

DASY5 Configuration

Probe: EX3DV4 - SN3917; ConvF(9.79, 9.79, 9.79); Calibrated: 2015/05/29;

Sensor-Surface: 2mm (Mechanical Surface Detection)

Electronics: DAE4 Sn1369; Calibrated: 2015/05/22

Phantom: ELI v5.0 (30deg probe tilt); Type: QDOVA002AA; Serial: TP:1203

Measurement SW: DASY52, Version 52.8 (8); SEMCAD X Version 14.6.10 (7331)

Area Scan (61x121x1): Interpolated grid: dx=1.500 mm, dy=1.500 mm

Maximum value of SAR (interpolated) = 1.28 W/kg

Zoom Scan (7x7x7)/Cube 0: Measurement grid: dx=5mm, dy=5mm, dz=5mm

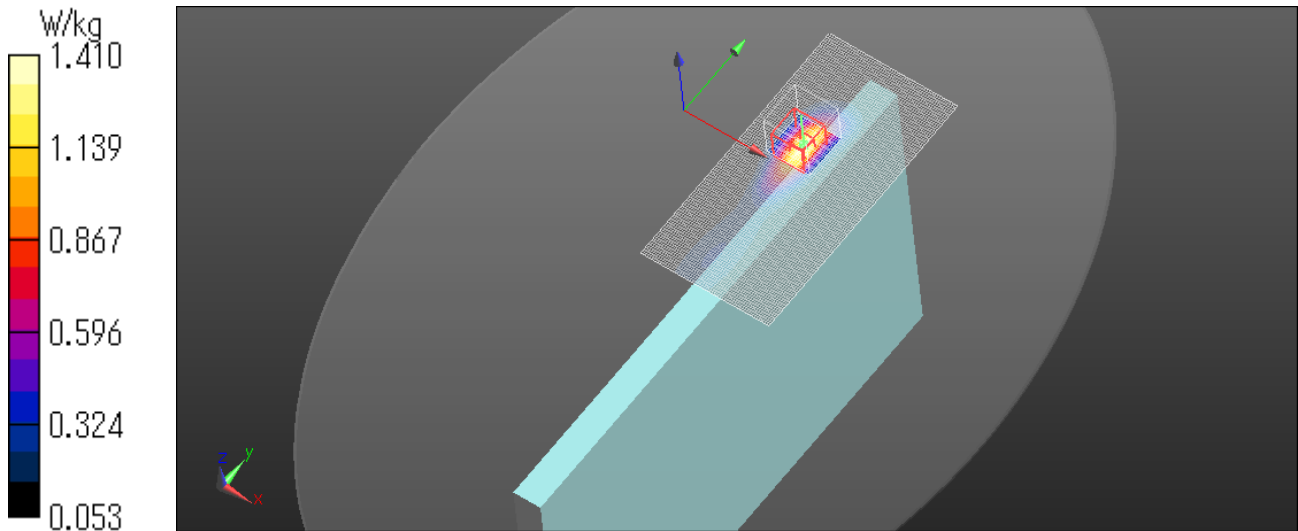
Reference Value = 42.30 V/m; Power Drift = -0.10 dB

Peak SAR (extrapolated) = 1.86 W/kg

SAR(1 g) = 1 W/kg; SAR(10 g) = 0.544 W/kg

Maximum value of SAR (measured) = 1.41 W/kg

Date: 2015/12/24



LTE Band5 QPSK Allocation25 Start24 829MHz Edge1 0mm Reduction

Communication System: UID 0, Generic LTE (0); Communication System Band: Band 5, E-UTRA/FDD (824.0 - 849.0 MHz); Frequency: 829 MHz; Duty Cycle: 1:1

Medium parameters used (interpolated): $f = 829$ MHz; $\sigma = 0.94$ S/m; $\epsilon_r = 53.61$; $\rho = 1000$ kg/m³

Phantom section: Flat Section

Measurement Standard: DASYS (IEEE/IEC/ANSI C63.19-2007)

DASY5 Configuration

Probe: EX3DV4 - SN3917; ConvF(9.79, 9.79, 9.79); Calibrated: 2015/05/29;

Sensor-Surface: 2mm (Mechanical Surface Detection)

Electronics: DAE4 Sn1369; Calibrated: 2015/05/22

Phantom: ELI v5.0 (30deg probe tilt); Type: QDOVA002AA; Serial: TP:1203

Measurement SW: DASY52, Version 52.8 (8); SEMCAD X Version 14.6.10 (7331)

Area Scan (61x121x1): Interpolated grid: $dx=1.500$ mm, $dy=1.500$ mm

Maximum value of SAR (interpolated) = 1.15 W/kg

Zoom Scan (7x7x7)/Cube 0: Measurement grid: $dx=5$ mm, $dy=5$ mm, $dz=5$ mm


Reference Value = 40.53 V/m; Power Drift = -0.05 dB

Peak SAR (extrapolated) = 1.66 W/kg

SAR(1 g) = 0.890 W/kg; SAR(10 g) = 0.482 W/kg

Maximum value of SAR (measured) = 1.25 W/kg

Date: 2015/12/24



LTE Band5 QPSK Allocation25 Start0 836.5MHz Edge1 0mm Reduction

Communication System: UID 0, Generic LTE (0); Communication System Band: Band 5, E-UTRA/FDD (824.0 - 849.0 MHz); Frequency: 836.5 MHz; Duty Cycle: 1:1

Medium parameters used (interpolated): $f = 836.5$ MHz; $\sigma = 0.949$ S/m; $\epsilon_r = 53.521$; $\rho = 1000$ kg/m³

Phantom section: Flat Section

Measurement Standard: DASYS (IEEE/IEC/ANSI C63.19-2007)

DASY5 Configuration

Probe: EX3DV4 - SN3917; ConvF(9.79, 9.79, 9.79); Calibrated: 2015/05/29;

Sensor-Surface: 2mm (Mechanical Surface Detection)

Electronics: DAE4 Sn1369; Calibrated: 2015/05/22

Phantom: ELI v5.0 (30deg probe tilt); Type: QDOVA002AA; Serial: TP:1203

Measurement SW: DASY52, Version 52.8 (8); SEMCAD X Version 14.6.10 (7331)

Area Scan (61x121x1): Interpolated grid: $dx=1.500$ mm, $dy=1.500$ mm

Maximum value of SAR (interpolated) = 1.16 W/kg

Zoom Scan (7x7x7)/Cube 0: Measurement grid: $dx=5$ mm, $dy=5$ mm, $dz=5$ mm

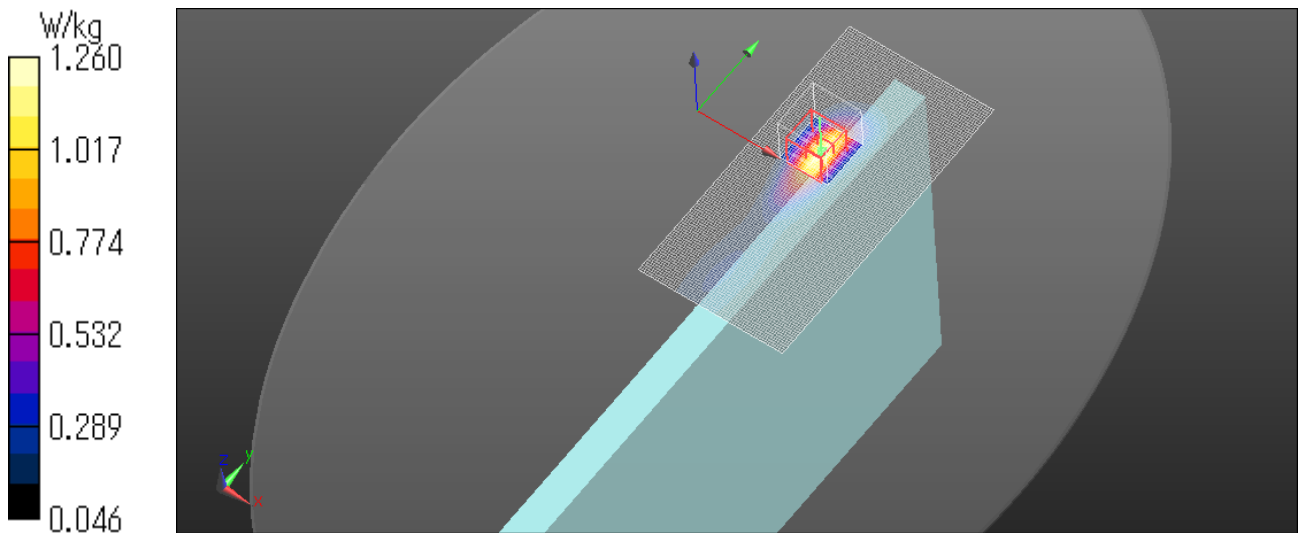
Reference Value = 40.16 V/m; Power Drift = 0.01 dB

Peak SAR (extrapolated) = 1.67 W/kg

SAR(1 g) = 0.894 W/kg; SAR(10 g) = 0.485 W/kg

Maximum value of SAR (measured) = 1.26 W/kg

Date: 2015/12/24



LTE Band5 QPSK Allocation25 Start12 844MHz Edge1 0mm Reduction

Communication System: UID 0, Generic LTE (0); Communication System Band: Band 5, E-UTRA/FDD (824.0 - 849.0 MHz); Frequency: 844 MHz; Duty Cycle: 1:1

Medium parameters used (interpolated): $f = 844$ MHz; $\sigma = 0.957$ S/m; $\epsilon_r = 53.434$; $\rho = 1000$ kg/m³

Phantom section: Flat Section

Measurement Standard: DASYS (IEEE/IEC/ANSI C63.19-2007)

DASY5 Configuration

Probe: EX3DV4 - SN3917; ConvF(9.79, 9.79, 9.79); Calibrated: 2015/05/29;

Sensor-Surface: 2mm (Mechanical Surface Detection)

Electronics: DAE4 Sn1369; Calibrated: 2015/05/22

Phantom: ELI v5.0 (30deg probe tilt); Type: QDOVA002AA; Serial: TP:1203

Measurement SW: DASYS2, Version 52.8 (8); SEMCAD X Version 14.6.10 (7331)

Area Scan (61x121x1): Interpolated grid: dx=1.500 mm, dy=1.500 mm

Maximum value of SAR (interpolated) = 1.26 W/kg

Zoom Scan (7x7x7)/Cube 0: Measurement grid: dx=5mm, dy=5mm, dz=5mm

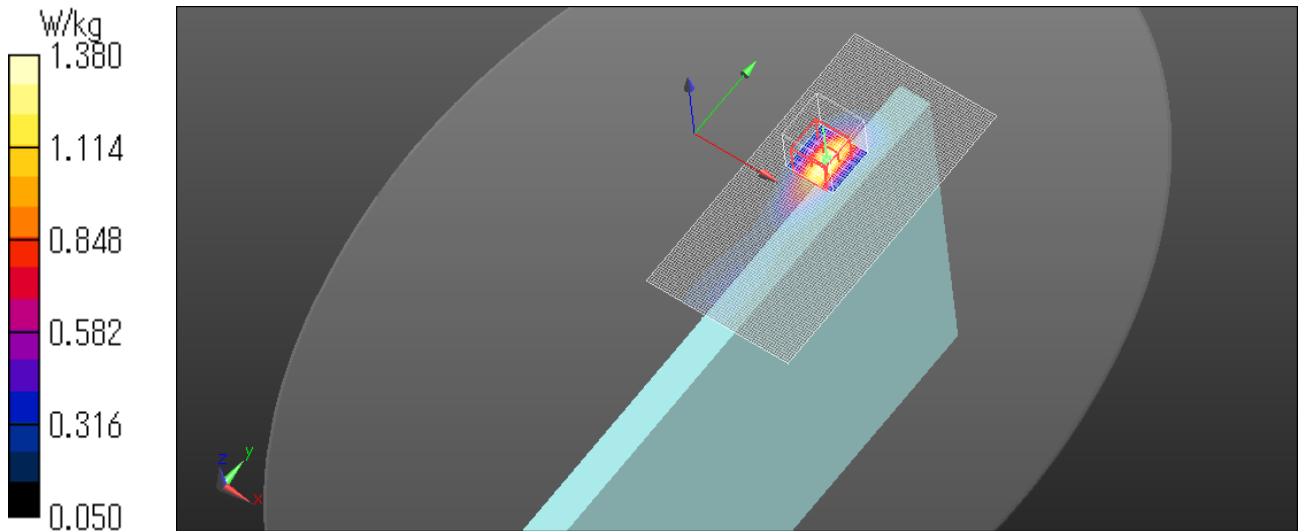
Reference Value = 41.83 V/m; Power Drift = -0.04 dB

Peak SAR (extrapolated) = 1.83 W/kg

SAR(1 g) = 0.976 W/kg; SAR(10 g) = 0.527 W/kg

Maximum value of SAR (measured) = 1.38 W/kg

Date: 2015/12/24



LTE Band5 QPSK Allocation50 Start0 836.5MHz Edge1 0mm Reduction

Communication System: UID 0, Generic LTE (0); Communication System Band: Band 5, E-UTRA/FDD (824.0 - 849.0 MHz); Frequency: 836.5 MHz; Duty Cycle: 1:1

Medium parameters used (interpolated): $f = 836.5$ MHz; $\sigma = 0.949$ S/m; $\epsilon_r = 53.521$; $\rho = 1000$ kg/m³

Phantom section: Flat Section

Measurement Standard: DASYS (IEEE/IEC/ANSI C63.19-2007)

DASY5 Configuration

Probe: EX3DV4 - SN3917; ConvF(9.79, 9.79, 9.79); Calibrated: 2015/05/29;

Sensor-Surface: 2mm (Mechanical Surface Detection)

Electronics: DAE4 Sn1369; Calibrated: 2015/05/22

Phantom: ELI v5.0 (30deg probe tilt); Type: QDOVA002AA; Serial: TP:1203

Measurement SW: DASY52, Version 52.8 (8); SEMCAD X Version 14.6.10 (7331)

Area Scan (61x121x1): Interpolated grid: dx=1.500 mm, dy=1.500 mm

Maximum value of SAR (interpolated) = 1.18 W/kg

Zoom Scan (7x7x7)/Cube 0: Measurement grid: dx=5mm, dy=5mm, dz=5mm

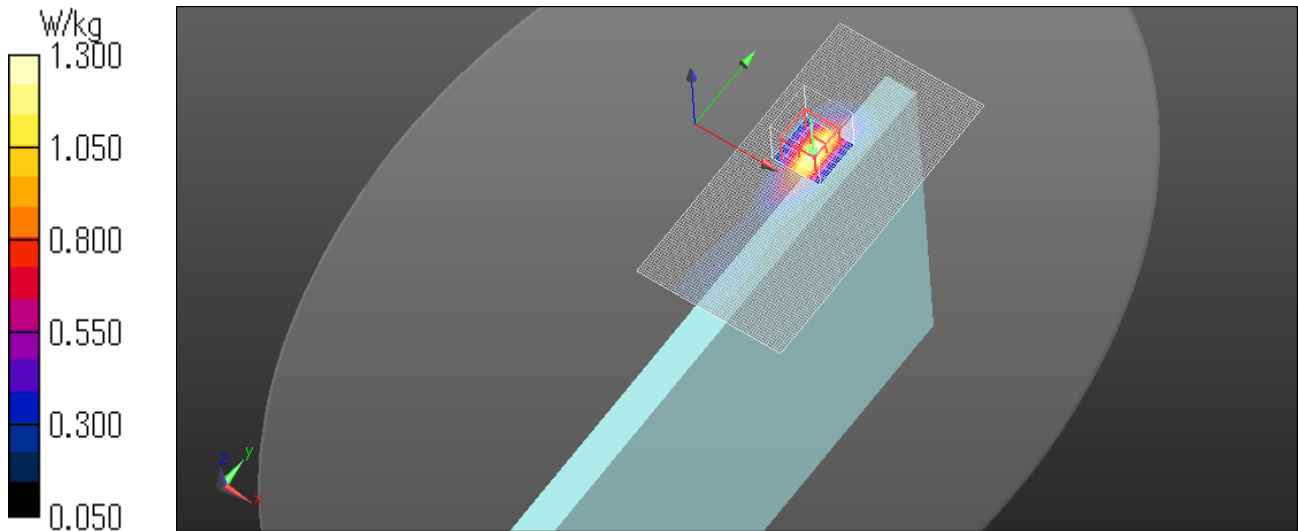
Reference Value = 41.00 V/m; Power Drift = -0.09 dB

Peak SAR (extrapolated) = 1.71 W/kg

SAR(1 g) = 0.916 W/kg; SAR(10 g) = 0.496 W/kg

Maximum value of SAR (measured) = 1.30 W/kg

Date: 2015/12/24



LTE Band5 QPSK Allocation1 Start49 836.5MHz Bottom side 0mm Reduction

Communication System: UID 0, Generic LTE (0); Communication System Band: Band 5, E-UTRA/FDD (824.0 - 849.0 MHz); Frequency: 836.5 MHz; Duty Cycle: 1:1

Medium parameters used (interpolated): $f = 836.5$ MHz; $\sigma = 0.956$ S/m; $\epsilon_r = 56.046$; $\rho = 1000$ kg/m³

Phantom section: Flat Section

Measurement Standard: DASYS5 (IEEE/IEC/ANSI C63.19-2007)

DASY5 Configuration

Probe: EX3DV4 - SN3917; ConvF(9.79, 9.79, 9.79); Calibrated: 2015/05/29;

Sensor-Surface: 2mm (Mechanical Surface Detection)

Electronics: DAE4 Sn1369; Calibrated: 2015/05/22

Phantom: ELI v5.0 (30deg probe tilt); Type: QDOVA002AA; Serial: TP:1203

Measurement SW: DASY52, Version 52.8 (8); SEMCAD X Version 14.6.10 (7331)

Area Scan (61x121x1): Interpolated grid: dx=1.500 mm, dy=1.500 mm

Maximum value of SAR (interpolated) = 0.778 W/kg

Zoom Scan (7x7x7)/Cube 0: Measurement grid: dx=5mm, dy=5mm, dz=5mm

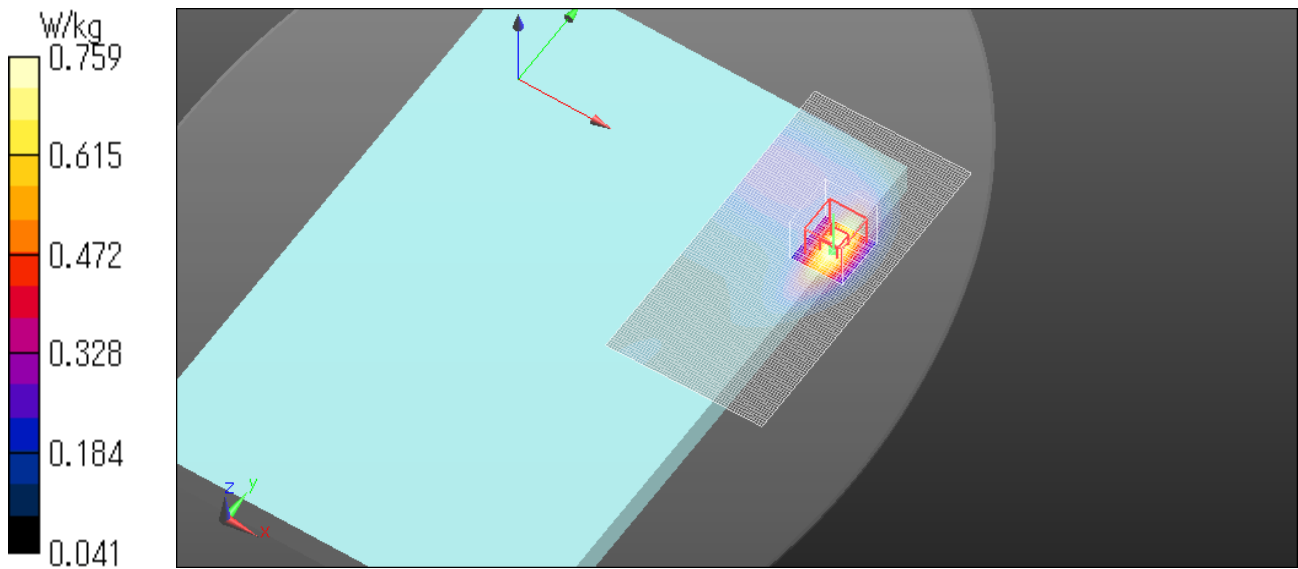
Reference Value = 30.89 V/m; Power Drift = -0.00 dB

Peak SAR (extrapolated) = 0.942 W/kg

SAR(1 g) = 0.566 W/kg; SAR(10 g) = 0.333 W/kg

Maximum value of SAR (measured) = 0.759 W/kg

Date: 2016/01/27



LTE Band5 QPSK Allocation25 Start0 836.5MHz Bottom side 0mm Reduction

Communication System: UID 0, Generic LTE (0); Communication System Band: Band 5, E-UTRA/FDD (824.0 - 849.0 MHz); Frequency: 836.5 MHz; Duty Cycle: 1:1

Medium parameters used (interpolated): $f = 836.5$ MHz; $\sigma = 0.956$ S/m; $\epsilon_r = 56.046$; $\rho = 1000$ kg/m³

Phantom section: Flat Section

Measurement Standard: DASYS5 (IEEE/IEC/ANSI C63.19-2007)

DASY5 Configuration

Probe: EX3DV4 - SN3917; ConvF(9.79, 9.79, 9.79); Calibrated: 2015/05/29;

Sensor-Surface: 2mm (Mechanical Surface Detection)

Electronics: DAE4 Sn1369; Calibrated: 2015/05/22

Phantom: ELI v5.0 (30deg probe tilt); Type: QDOVA002AA; Serial: TP:1203

Measurement SW: DASY52, Version 52.8 (8); SEMCAD X Version 14.6.10 (7331)

Area Scan (61x121x1): Interpolated grid: dx=1.500 mm, dy=1.500 mm

Maximum value of SAR (interpolated) = 0.701 W/kg

Zoom Scan (7x7x7)/Cube 0: Measurement grid: dx=5mm, dy=5mm, dz=5mm

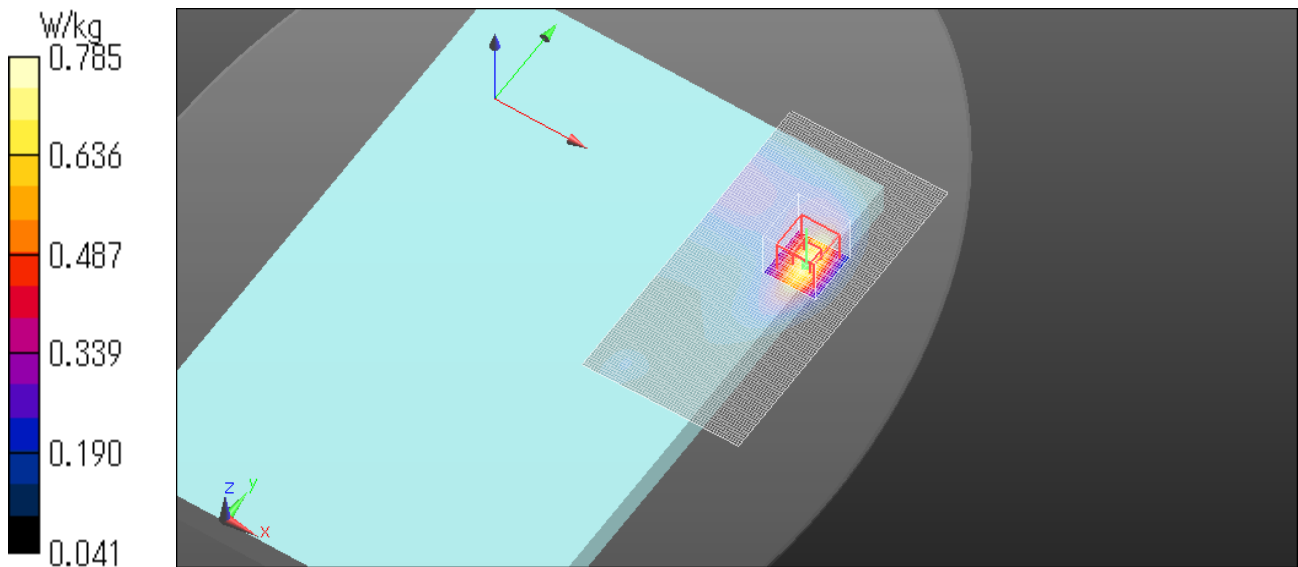
Reference Value = 31.44 V/m; Power Drift = -0.16 dB

Peak SAR (extrapolated) = 0.994 W/kg

SAR(1 g) = 0.588 W/kg; SAR(10 g) = 0.343 W/kg

Maximum value of SAR (measured) = 0.785 W/kg

Date: 2016/01/27



LTE Band5 QPSK Allocation1 Start24 829MHz Edge1 tilt 0mm Reduction

Communication System: UID 0, Generic LTE (0); Communication System Band: Band 5, E-UTRA/FDD (824.0 - 849.0 MHz); Frequency: 829 MHz; Duty Cycle: 1:1

Medium parameters used (interpolated): $f = 829$ MHz; $\sigma = 0.94$ S/m; $\epsilon_r = 53.61$; $\rho = 1000$ kg/m³

Phantom section: Flat Section

Measurement Standard: DASYS (IEEE/IEC/ANSI C63.19-2007)

DASY5 Configuration

Probe: EX3DV4 - SN3917; ConvF(9.79, 9.79, 9.79); Calibrated: 2015/05/29;

Sensor-Surface: 2mm (Mechanical Surface Detection)

Electronics: DAE4 Sn1369; Calibrated: 2015/05/22

Phantom: ELI v5.0 (30deg probe tilt); Type: QDOVA002AA; Serial: TP:1203

Measurement SW: DASY52, Version 52.8 (8); SEMCAD X Version 14.6.10 (7331)

Area Scan (81x121x1): Interpolated grid: $dx=1.500$ mm, $dy=1.500$ mm

Maximum value of SAR (interpolated) = 1.21 W/kg

Zoom Scan (7x7x7)/Cube 0: Measurement grid: $dx=5$ mm, $dy=5$ mm, $dz=5$ mm

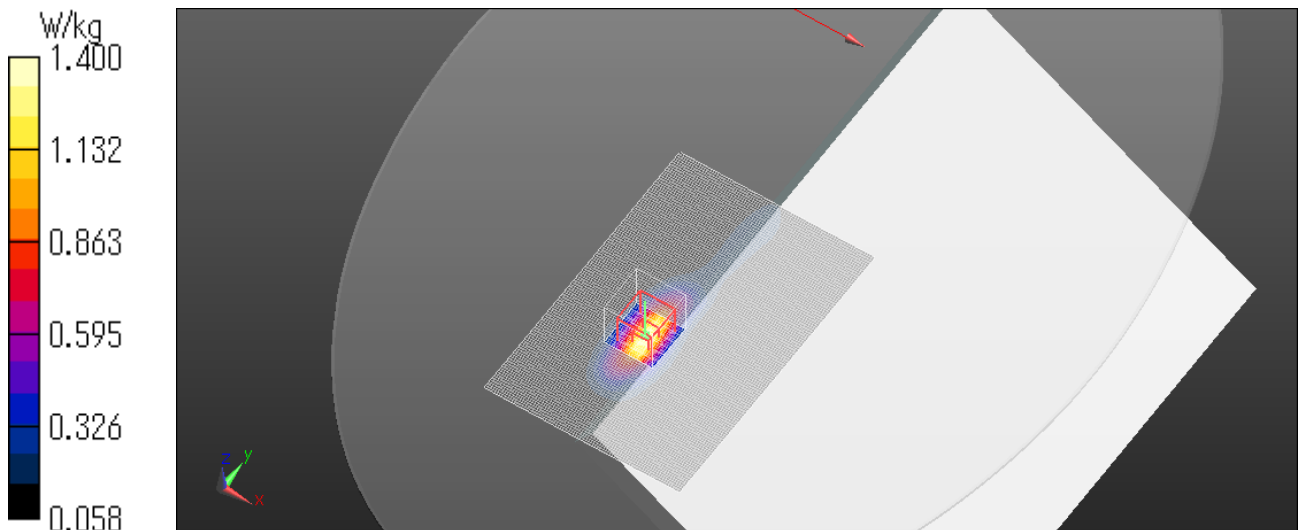
Reference Value = 42.79 V/m; Power Drift = -0.11 dB

Peak SAR (extrapolated) = 1.91 W/kg

SAR(1 g) = 0.995 W/kg; SAR(10 g) = 0.539 W/kg

Maximum value of SAR (measured) = 1.40 W/kg

Date: 2015/12/24



LTE Band5 QPSK Allocation1 Start49 836.5MHz Edge1 tilt 0mm Reduction

Communication System: UID 0, Generic LTE (0); Communication System Band: Band 5, E-UTRA/FDD (824.0 - 849.0 MHz); Frequency: 836.5 MHz; Duty Cycle: 1:1

Medium parameters used (interpolated): $f = 836.5$ MHz; $\sigma = 0.949$ S/m; $\epsilon_r = 53.521$; $\rho = 1000$ kg/m³

Phantom section: Flat Section

Measurement Standard: DASYS (IEEE/IEC/ANSI C63.19-2007)

DASY5 Configuration

Probe: EX3DV4 - SN3917; ConvF(9.79, 9.79, 9.79); Calibrated: 2015/05/29;

Sensor-Surface: 2mm (Mechanical Surface Detection)

Electronics: DAE4 Sn1369; Calibrated: 2015/05/22

Phantom: ELI v5.0 (30deg probe tilt); Type: QDOVA002AA; Serial: TP:1203

Measurement SW: DASY52, Version 52.8 (8); SEMCAD X Version 14.6.10 (7331)

Area Scan (81x121x1): Interpolated grid: dx=1.500 mm, dy=1.500 mm

Maximum value of SAR (interpolated) = 1.21 W/kg

Zoom Scan (7x7x7)/Cube 0: Measurement grid: dx=5mm, dy=5mm, dz=5mm


Reference Value = 42.61 V/m; Power Drift = -0.11 dB

Peak SAR (extrapolated) = 1.93 W/kg

SAR(1 g) = 0.997 W/kg; SAR(10 g) = 0.536 W/kg

Maximum value of SAR (measured) = 1.41 W/kg

Date: 2015/12/24



LTE Band5 QPSK Allocation1 Start0 844MHz Edge1 tilt 0mm Reduction

Communication System: UID 0, Generic LTE (0); Communication System Band: Band 5, E-UTRA/FDD (824.0 - 849.0 MHz); Frequency: 844 MHz; Duty Cycle: 1:1

Medium parameters used (interpolated): $f = 844$ MHz; $\sigma = 0.957$ S/m; $\epsilon_r = 53.434$; $\rho = 1000$ kg/m³

Phantom section: Flat Section

Measurement Standard: DASYS (IEEE/IEC/ANSI C63.19-2007)

DASY5 Configuration

Probe: EX3DV4 - SN3917; ConvF(9.79, 9.79, 9.79); Calibrated: 2015/05/29;

Sensor-Surface: 2mm (Mechanical Surface Detection)

Electronics: DAE4 Sn1369; Calibrated: 2015/05/22

Phantom: ELI v5.0 (30deg probe tilt); Type: QDOVA002AA; Serial: TP:1203

Measurement SW: DASYS2, Version 52.8 (8); SEMCAD X Version 14.6.10 (7331)

Area Scan (81x121x1): Interpolated grid: dx=1.500 mm, dy=1.500 mm

Maximum value of SAR (interpolated) = 1.22 W/kg

Zoom Scan (7x7x7)/Cube 0: Measurement grid: dx=5mm, dy=5mm, dz=5mm

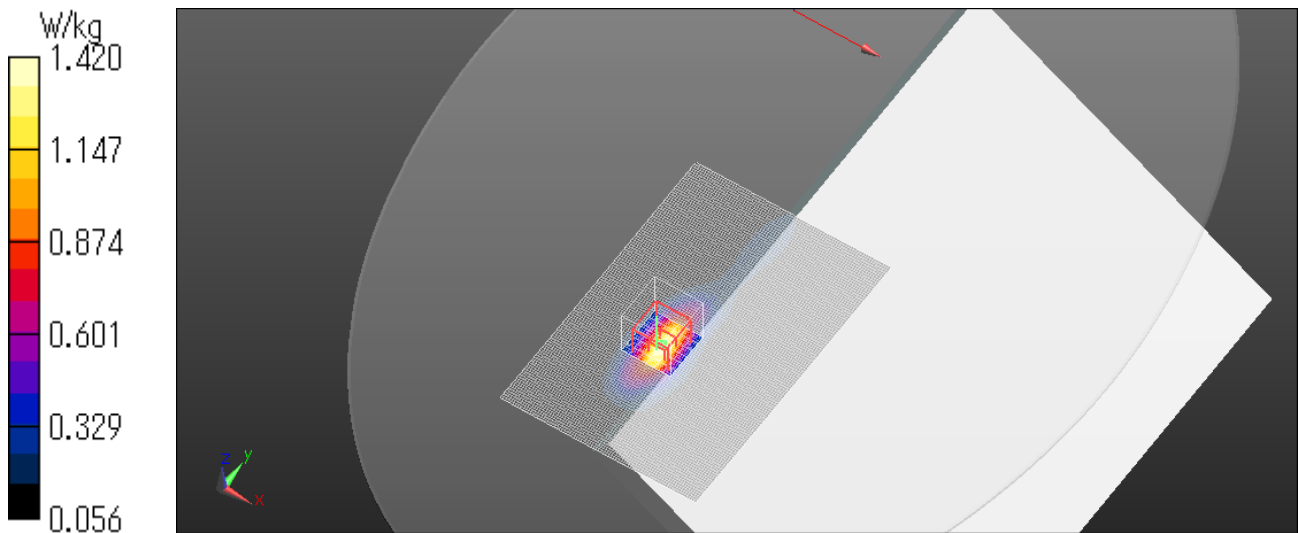
Reference Value = 42.44 V/m; Power Drift = -0.06 dB

Peak SAR (extrapolated) = 1.95 W/kg

SAR(1 g) = 1 W/kg; SAR(10 g) = 0.546 W/kg

Maximum value of SAR (measured) = 1.42 W/kg

Date: 2015/12/24



LTE Band5 QPSK Allocation25 Start24 829MHz Edge1 tilt 0mm Reduction

Communication System: UID 0, Generic LTE (0); Communication System Band: Band 5, E-UTRA/FDD (824.0 - 849.0 MHz); Frequency: 829 MHz; Duty Cycle: 1:1

Medium parameters used (interpolated): $f = 829$ MHz; $\sigma = 0.94$ S/m; $\epsilon_r = 53.61$; $\rho = 1000$ kg/m³

Phantom section: Flat Section

Measurement Standard: DASYS (IEEE/IEC/ANSI C63.19-2007)

DASY5 Configuration

Probe: EX3DV4 - SN3917; ConvF(9.79, 9.79, 9.79); Calibrated: 2015/05/29;

Sensor-Surface: 2mm (Mechanical Surface Detection)

Electronics: DAE4 Sn1369; Calibrated: 2015/05/22

Phantom: ELI v5.0 (30deg probe tilt); Type: QDOVA002AA; Serial: TP:1203

Measurement SW: DASY52, Version 52.8 (8); SEMCAD X Version 14.6.10 (7331)

Area Scan (81x121x1): Interpolated grid: dx=1.500 mm, dy=1.500 mm

Maximum value of SAR (interpolated) = 1.19 W/kg

Zoom Scan (7x7x7)/Cube 0: Measurement grid: dx=5mm, dy=5mm, dz=5mm

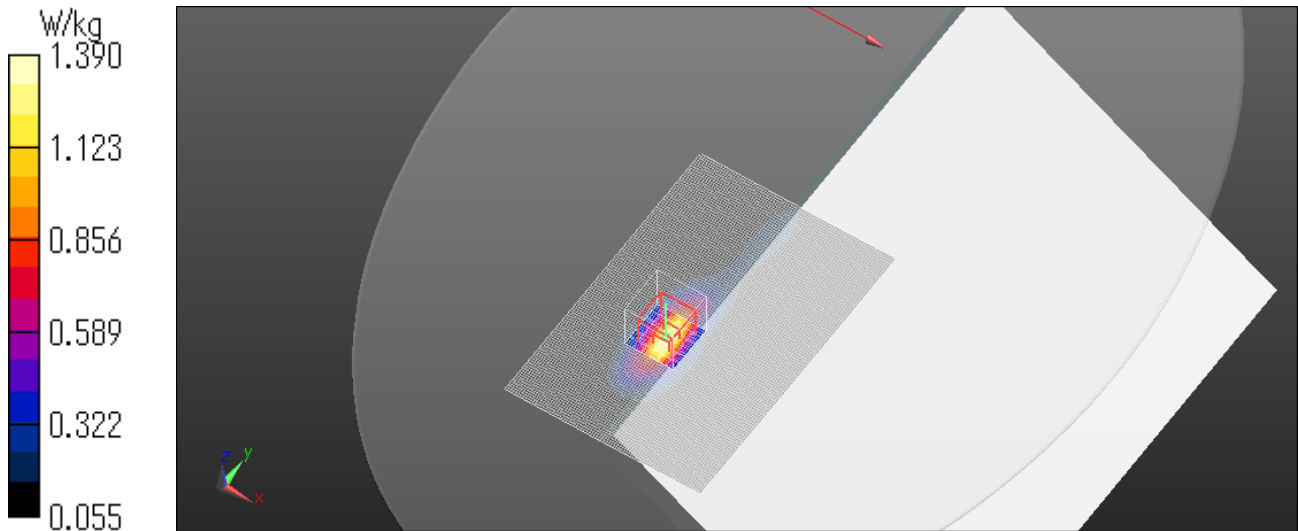
Reference Value = 42.40 V/m; Power Drift = -0.08 dB

Peak SAR (extrapolated) = 1.91 W/kg

SAR(1 g) = 0.980 W/kg; SAR(10 g) = 0.527 W/kg

Maximum value of SAR (measured) = 1.39 W/kg

Date: 2015/12/24



LTE Band5 QPSK Allocation25 Start0 836.5MHz Edge1 tilt 0mm Reduction

Communication System: UID 0, Generic LTE (0); Communication System Band: Band 5, E-UTRA/FDD (824.0 - 849.0 MHz); Frequency: 836.5 MHz; Duty Cycle: 1:1

Medium parameters used (interpolated): $f = 836.5$ MHz; $\sigma = 0.949$ S/m; $\epsilon_r = 53.521$; $\rho = 1000$ kg/m³

Phantom section: Flat Section

Measurement Standard: DASYS (IEEE/IEC/ANSI C63.19-2007)

DASY5 Configuration

Probe: EX3DV4 - SN3917; ConvF(9.79, 9.79, 9.79); Calibrated: 2015/05/29;

Sensor-Surface: 2mm (Mechanical Surface Detection)

Electronics: DAE4 Sn1369; Calibrated: 2015/05/22

Phantom: ELI v5.0 (30deg probe tilt); Type: QDOVA002AA; Serial: TP:1203

Measurement SW: DASY52, Version 52.8 (8); SEMCAD X Version 14.6.10 (7331)

Area Scan (81x121x1): Interpolated grid: $dx=1.500$ mm, $dy=1.500$ mm

Maximum value of SAR (interpolated) = 1.19 W/kg

Zoom Scan (7x7x7)/Cube 0: Measurement grid: $dx=5$ mm, $dy=5$ mm, $dz=5$ mm


Reference Value = 42.18 V/m; Power Drift = -0.11 dB

Peak SAR (extrapolated) = 1.89 W/kg

SAR(1 g) = 0.972 W/kg; SAR(10 g) = 0.521 W/kg

Maximum value of SAR (measured) = 1.38 W/kg

Date: 2015/12/24



LTE Band5 QPSK Allocation25 Start12 844MHz Edge1 tilt 0mm Reduction

Communication System: UID 0, Generic LTE (0); Communication System Band: Band 5, E-UTRA/FDD (824.0 - 849.0 MHz); Frequency: 844 MHz; Duty Cycle: 1:1

Medium parameters used (interpolated): $f = 844$ MHz; $\sigma = 0.957$ S/m; $\epsilon_r = 53.434$; $\rho = 1000$ kg/m³

Phantom section: Flat Section

Measurement Standard: DASYS (IEEE/IEC/ANSI C63.19-2007)

DASY5 Configuration

Probe: EX3DV4 - SN3917; ConvF(9.79, 9.79, 9.79); Calibrated: 2015/05/29;

Sensor-Surface: 2mm (Mechanical Surface Detection)

Electronics: DAE4 Sn1369; Calibrated: 2015/05/22

Phantom: ELI v5.0 (30deg probe tilt); Type: QDOVA002AA; Serial: TP:1203

Measurement SW: DASY52, Version 52.8 (8); SEMCAD X Version 14.6.10 (7331)

Area Scan (81x121x1): Interpolated grid: dx=1.500 mm, dy=1.500 mm

Maximum value of SAR (interpolated) = 1.21 W/kg

Zoom Scan (7x7x7)/Cube 0: Measurement grid: dx=5mm, dy=5mm, dz=5mm

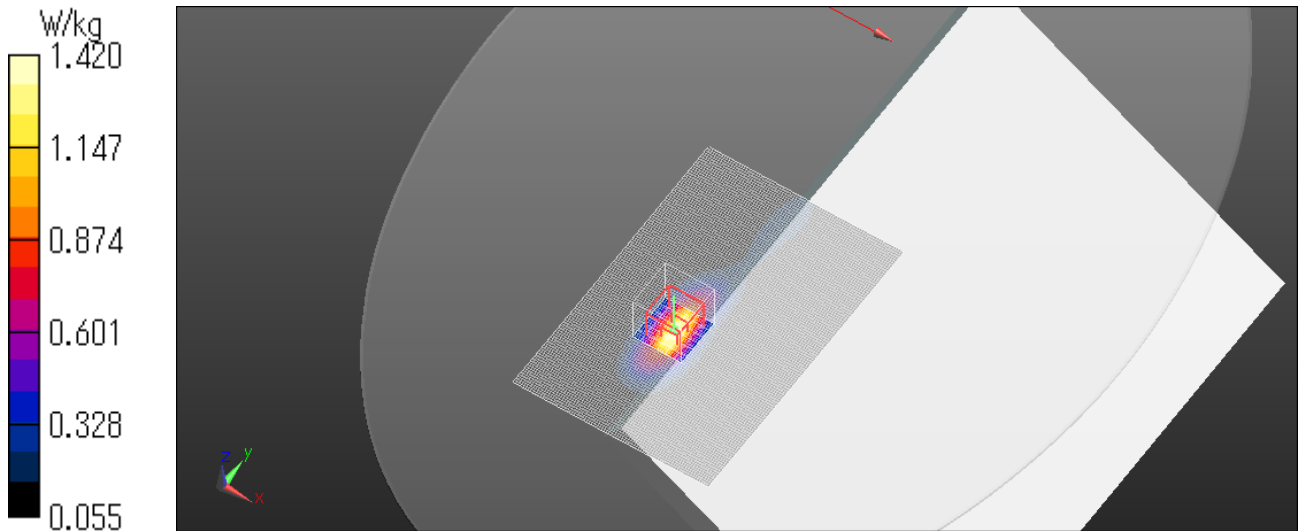
Reference Value = 42.49 V/m; Power Drift = -0.06 dB

Peak SAR (extrapolated) = 1.96 W/kg

SAR(1 g) = 1 W/kg; SAR(10 g) = 0.540 W/kg

Maximum value of SAR (measured) = 1.42 W/kg

Date: 2015/12/24



LTE Band5 QPSK Allocation50 Start0 836.5MHz Edge1 tilt 0mm Reduction

Communication System: UID 0, Generic LTE (0); Communication System Band: Band 5, E-UTRA/FDD (824.0 - 849.0 MHz); Frequency: 836.5 MHz; Duty Cycle: 1:1

Medium parameters used (interpolated): $f = 836.5$ MHz; $\sigma = 0.949$ S/m; $\epsilon_r = 53.521$; $\rho = 1000$ kg/m³

Phantom section: Flat Section

Measurement Standard: DASY5 (IEEE/IEC/ANSI C63.19-2007)

DASY5 Configuration

Probe: EX3DV4 - SN3917; ConvF(9.79, 9.79, 9.79); Calibrated: 2015/05/29;

Sensor-Surface: 2mm (Mechanical Surface Detection)

Electronics: DAE4 Sn1369; Calibrated: 2015/05/22

Phantom: ELI v5.0 (30deg probe tilt); Type: QDOVA002AA; Serial: TP:1203

Measurement SW: DASY52, Version 52.8 (8); SEMCAD X Version 14.6.10 (7331)

Area Scan (81x121x1): Interpolated grid: dx=1.500 mm, dy=1.500 mm

Maximum value of SAR (interpolated) = 1.19 W/kg

Zoom Scan (7x7x7)/Cube 0: Measurement grid: dx=5mm, dy=5mm, dz=5mm

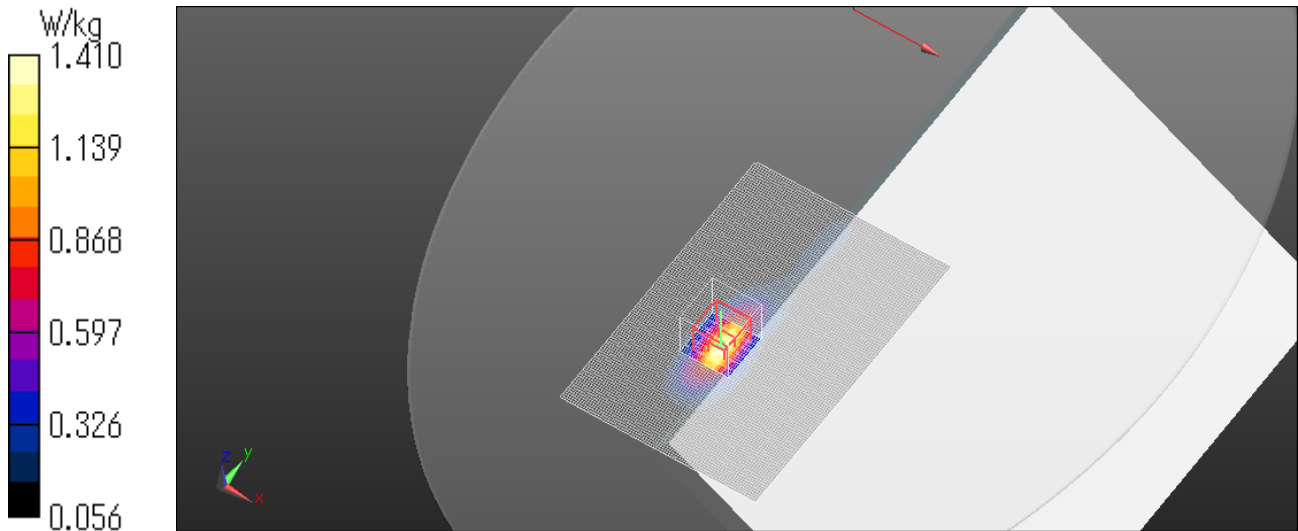
Reference Value = 42.57 V/m; Power Drift = -0.11 dB

Peak SAR (extrapolated) = 1.96 W/kg

SAR(1 g) = 0.996 W/kg; SAR(10 g) = 0.531 W/kg

Maximum value of SAR (measured) = 1.41 W/kg

Date: 2015/12/24



LTE Band5 QPSK Allocation1 Start24 829MHz Edgel 19mm

Communication System: UID 0, Generic LTE (0); Communication System Band: Band 5, E-UTRA/FDD (824.0 - 849.0 MHz); Frequency: 829 MHz; Duty Cycle: 1:1

Medium parameters used (interpolated): $f = 829$ MHz; $\sigma = 0.948$ S/m; $\epsilon_r = 56.115$; $\rho = 1000$ kg/m³

Phantom section: Flat Section

Measurement Standard: DASYS5 (IEEE/IEC/ANSI C63.19-2007)

DASY5 Configuration

Probe: EX3DV4 - SN3917; ConvF(9.79, 9.79, 9.79); Calibrated: 2015/05/29;

Sensor-Surface: 2mm (Mechanical Surface Detection)

Electronics: DAE4 Sn1369; Calibrated: 2015/05/22

Phantom: ELI v5.0 (30deg probe tilt); Type: QDOVA002AA; Serial: TP:1203

Measurement SW: DASYS2, Version 52.8 (8); SEMCAD X Version 14.6.10 (7331)

Area Scan (61x121x1): Interpolated grid: dx=1.500 mm, dy=1.500 mm

Maximum value of SAR (interpolated) = 0.299 W/kg

Zoom Scan (7x7x7)/Cube 0: Measurement grid: dx=5mm, dy=5mm, dz=5mm

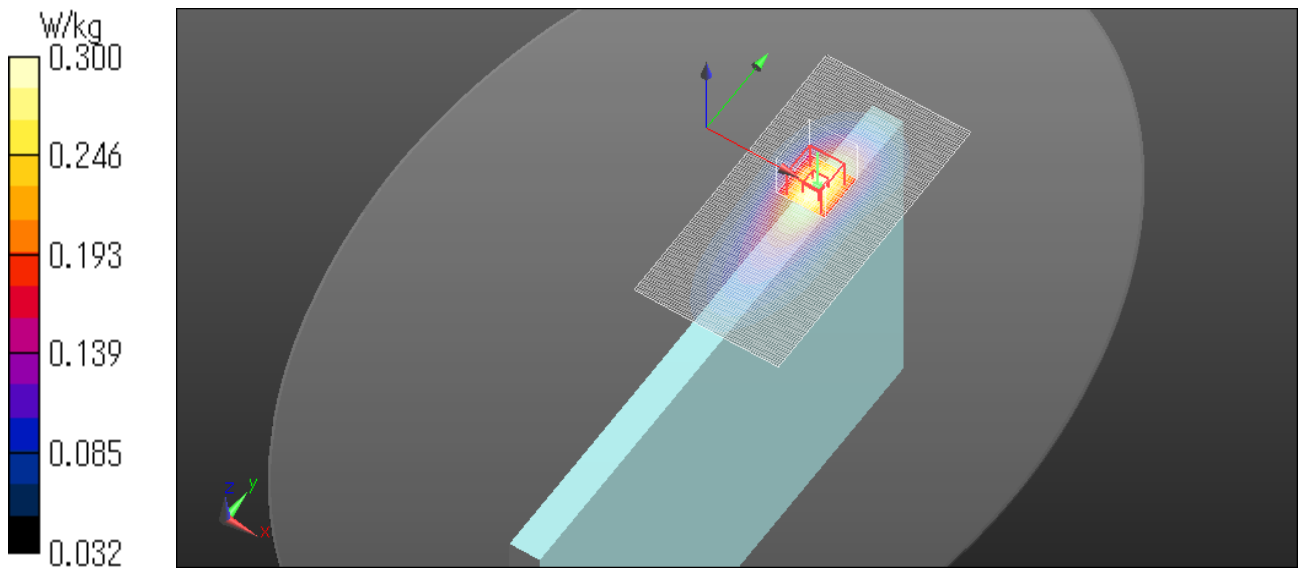
Reference Value = 19.14 V/m; Power Drift = -0.06 dB

Peak SAR (extrapolated) = 0.337 W/kg

SAR(1 g) = 0.248 W/kg; SAR(10 g) = 0.171 W/kg

Maximum value of SAR (measured) = 0.300 W/kg

Date: 2016/01/27



LTE Band5 QPSK Allocation25 Start12 829MHz Edge1 19mm

Communication System: UID 0, Generic LTE (0); Communication System Band: Band 5, E-UTRA/FDD (824.0 - 849.0 MHz); Frequency: 829 MHz; Duty Cycle: 1:1

Medium parameters used (interpolated): $f = 829$ MHz; $\sigma = 0.948$ S/m; $\epsilon_r = 56.115$; $\rho = 1000$ kg/m³

Phantom section: Flat Section

Measurement Standard: DASYS5 (IEEE/IEC/ANSI C63.19-2007)

DASY5 Configuration

Probe: EX3DV4 - SN3917; ConvF(9.79, 9.79, 9.79); Calibrated: 2015/05/29;

Sensor-Surface: 2mm (Mechanical Surface Detection)

Electronics: DAE4 Sn1369; Calibrated: 2015/05/22

Phantom: ELI v5.0 (30deg probe tilt); Type: QDOVA002AA; Serial: TP:1203

Measurement SW: DASY52, Version 52.8 (8); SEMCAD X Version 14.6.10 (7331)

Area Scan (61x121x1): Interpolated grid: dx=1.500 mm, dy=1.500 mm

Maximum value of SAR (interpolated) = 0.227 W/kg

Zoom Scan (7x7x7)/Cube 0: Measurement grid: dx=5mm, dy=5mm, dz=5mm

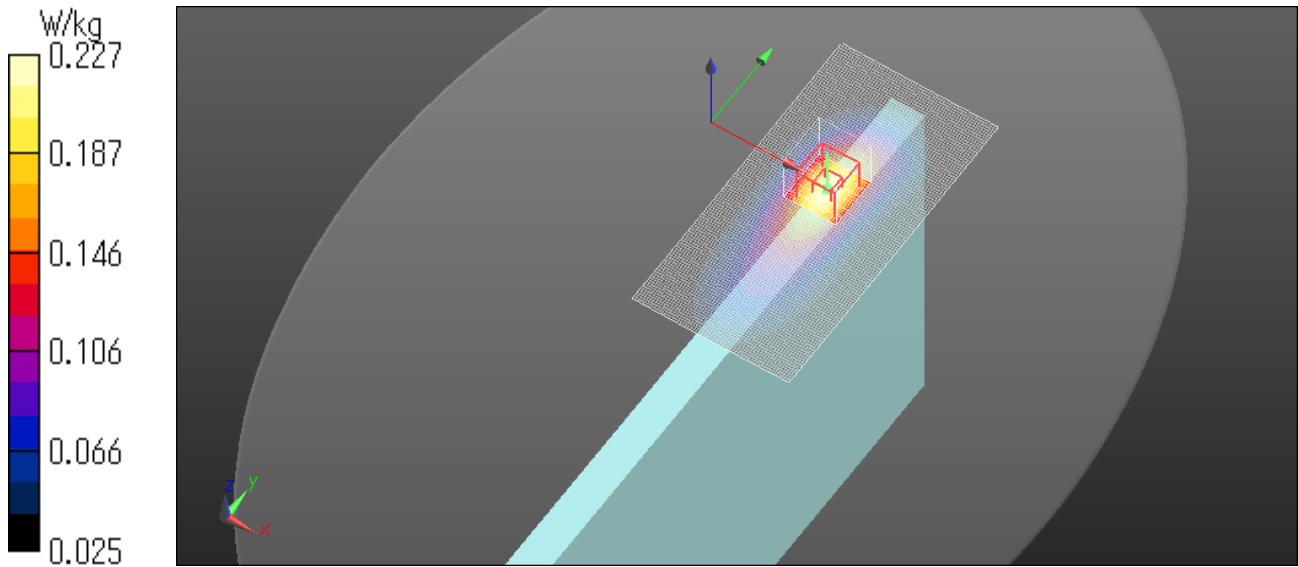
Reference Value = 16.83 V/m; Power Drift = -0.05 dB

Peak SAR (extrapolated) = 0.256 W/kg

SAR(1 g) = 0.188 W/kg; SAR(10 g) = 0.130 W/kg

Maximum value of SAR (measured) = 0.227 W/kg

Date: 2016/01/27



LTE Band5 QPSK Allocation1 Start24 829MHz Edge2 0mm

Communication System: UID 0, Generic LTE (0); Communication System Band: Band 5, E-UTRA/FDD (824.0 - 849.0 MHz); Frequency: 829 MHz; Duty Cycle: 1:1

Medium parameters used (interpolated): $f = 829$ MHz; $\sigma = 0.948$ S/m; $\epsilon_r = 56.115$; $\rho = 1000$ kg/m³

Phantom section: Flat Section

Measurement Standard: DASYS5 (IEEE/IEC/ANSI C63.19-2007)

DASY5 Configuration

Probe: EX3DV4 - SN3917; ConvF(9.79, 9.79, 9.79); Calibrated: 2015/05/29;

Sensor-Surface: 2mm (Mechanical Surface Detection)

Electronics: DAE4 Sn1369; Calibrated: 2015/05/22

Phantom: ELI v5.0 (30deg probe tilt); Type: QDOVA002AA; Serial: TP:1203

Measurement SW: DASYS2, Version 52.8 (8); SEMCAD X Version 14.6.10 (7331)

Area Scan (61x121x1): Interpolated grid: dx=1.500 mm, dy=1.500 mm

Maximum value of SAR (interpolated) = 0.198 W/kg

Zoom Scan (7x7x7)/Cube 0: Measurement grid: dx=5mm, dy=5mm, dz=5mm

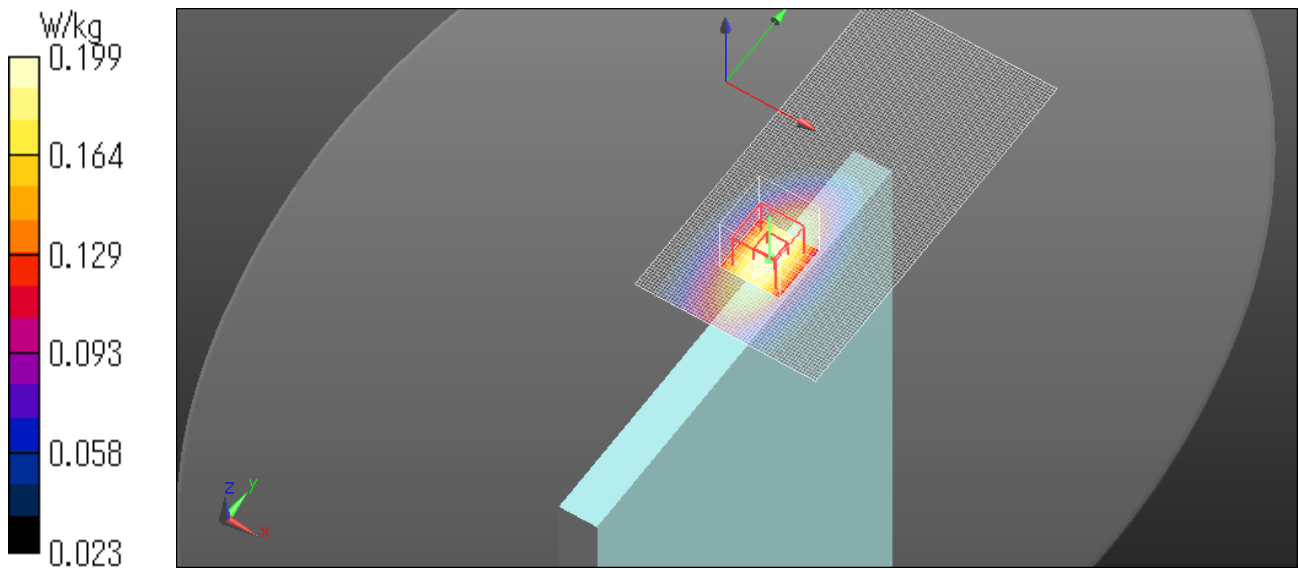
Reference Value = 15.60 V/m; Power Drift = -0.03 dB

Peak SAR (extrapolated) = 0.223 W/kg

SAR(1 g) = 0.158 W/kg; SAR(10 g) = 0.109 W/kg

Maximum value of SAR (measured) = 0.194 W/kg

Date: 2016/01/27



LTE Band5 QPSK Allocation25 Start12 829MHz Edge2 0mm

Communication System: UID 0, Generic LTE (0); Communication System Band: Band 5, E-UTRA/FDD (824.0 - 849.0 MHz); Frequency: 829 MHz; Duty Cycle: 1:1

Medium parameters used (interpolated): $f = 829$ MHz; $\sigma = 0.948$ S/m; $\epsilon_r = 56.115$; $\rho = 1000$ kg/m³

Phantom section: Flat Section

Measurement Standard: DASYS5 (IEEE/IEC/ANSI C63.19-2007)

DASY5 Configuration

Probe: EX3DV4 - SN3917; ConvF(9.79, 9.79, 9.79); Calibrated: 2015/05/29;

Sensor-Surface: 2mm (Mechanical Surface Detection)

Electronics: DAE4 Sn1369; Calibrated: 2015/05/22

Phantom: ELI v5.0 (30deg probe tilt); Type: QDOVA002AA; Serial: TP:1203

Measurement SW: DASYS2, Version 52.8 (8); SEMCAD X Version 14.6.10 (7331)

Area Scan (61x121x1): Interpolated grid: dx=1.500 mm, dy=1.500 mm

Maximum value of SAR (interpolated) = 0.153 W/kg

Zoom Scan (7x7x7)/Cube 0: Measurement grid: dx=5mm, dy=5mm, dz=5mm

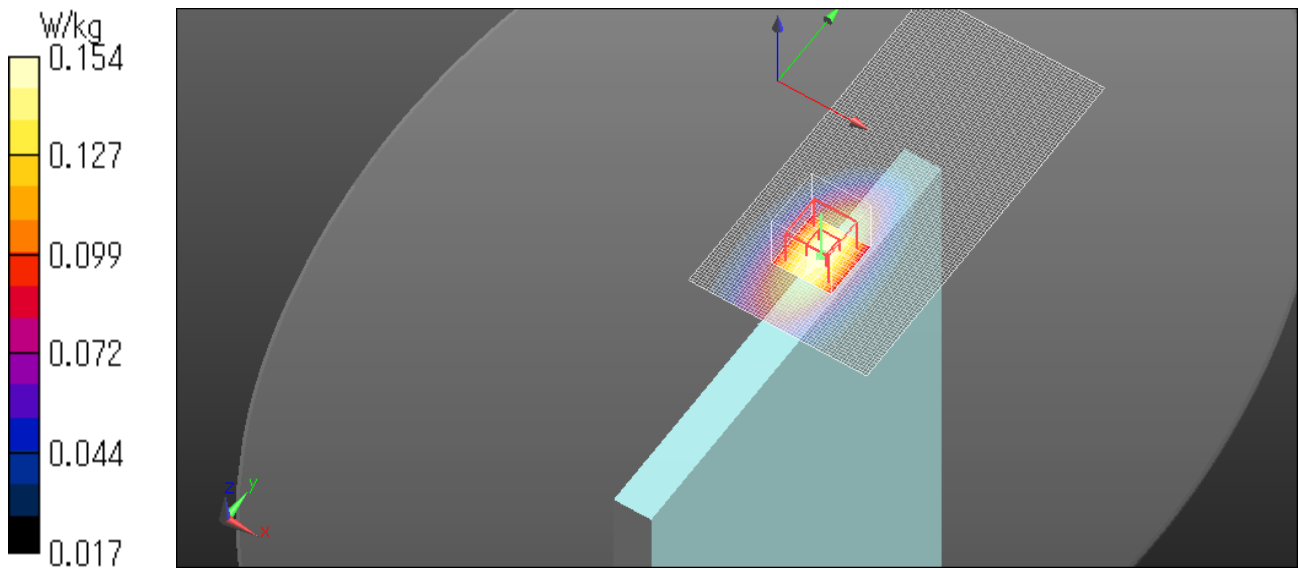
Reference Value = 13.77 V/m; Power Drift = -0.05 dB

Peak SAR (extrapolated) = 0.177 W/kg

SAR(1 g) = 0.125 W/kg; SAR(10 g) = 0.085 W/kg

Maximum value of SAR (measured) = 0.154 W/kg

Date: 2016/01/27



LTE Band5 QPSK Allocation1 Start24 829MHz Edge2 0mm with stylus pen

Communication System: UID 0, Generic LTE (0); Communication System Band: Band 5, E-UTRA/FDD (824.0 - 849.0 MHz); Frequency: 829 MHz; Duty Cycle: 1:1

Medium parameters used (interpolated): $f = 829$ MHz; $\sigma = 0.948$ S/m; $\epsilon_r = 56.115$; $\rho = 1000$ kg/m³

Phantom section: Flat Section

Measurement Standard: DASYS5 (IEEE/IEC/ANSI C63.19-2007)

DASY5 Configuration

Probe: EX3DV4 - SN3917; ConvF(9.79, 9.79, 9.79); Calibrated: 2015/05/29;

Sensor-Surface: 2mm (Mechanical Surface Detection)

Electronics: DAE4 Sn1369; Calibrated: 2015/05/22

Phantom: ELI v5.0 (30deg probe tilt); Type: QDOVA002AA; Serial: TP:1203

Measurement SW: DASY52, Version 52.8 (8); SEMCAD X Version 14.6.10 (7331)

Area Scan (61x121x1): Interpolated grid: dx=1.500 mm, dy=1.500 mm

Maximum value of SAR (interpolated) = 0.203 W/kg

Zoom Scan (7x7x7)/Cube 0: Measurement grid: dx=5mm, dy=5mm, dz=5mm

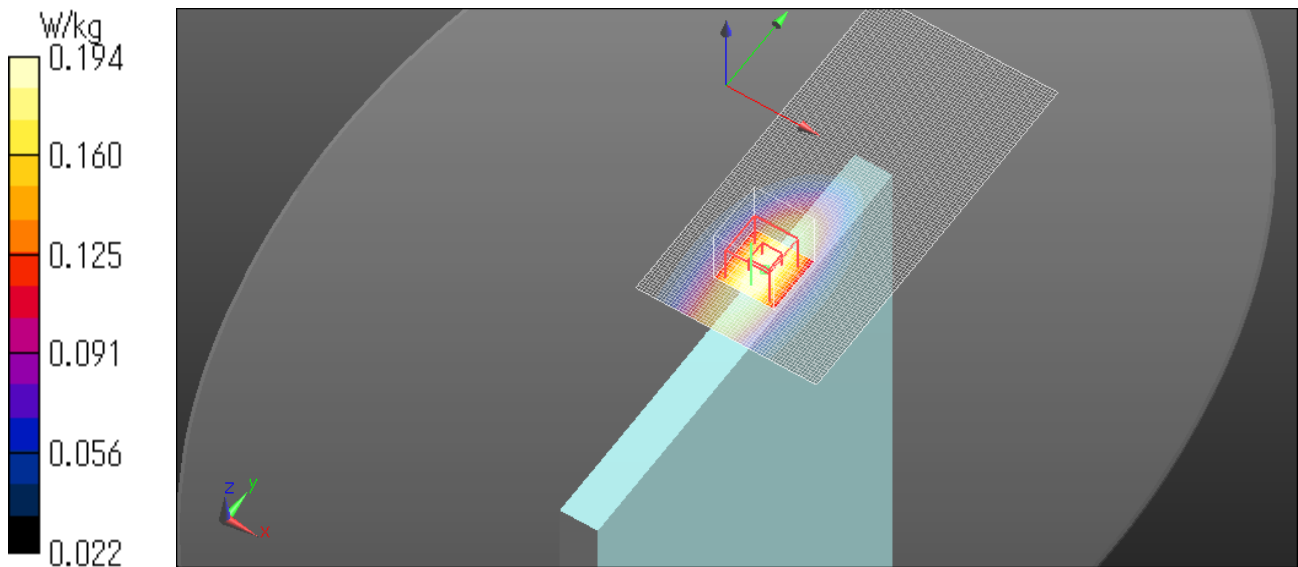
Reference Value = 15.61 V/m; Power Drift = -0.01 dB

Peak SAR (extrapolated) = 0.230 W/kg

SAR(1 g) = 0.152 W/kg; SAR(10 g) = 0.111 W/kg

Maximum value of SAR (measured) = 0.199 W/kg

Date: 2016/01/27



LTE Band5 QPSK Allocation1 Start24 829MHz Bottom side 16mm

Communication System: UID 0, Generic LTE (0); Communication System Band: Band 5, E-UTRA/FDD (824.0 - 849.0 MHz); Frequency: 829 MHz; Duty Cycle: 1:1

Medium parameters used (interpolated): $f = 829$ MHz; $\sigma = 0.948$ S/m; $\epsilon_r = 56.115$; $\rho = 1000$ kg/m³

Phantom section: Flat Section

Measurement Standard: DASYS (IEEE/IEC/ANSI C63.19-2007)

DASY5 Configuration

Probe: EX3DV4 - SN3917; ConvF(9.79, 9.79, 9.79); Calibrated: 2015/05/29;

Sensor-Surface: 2mm (Mechanical Surface Detection)

Electronics: DAE4 Sn1369; Calibrated: 2015/05/22

Phantom: ELI v5.0 (30deg probe tilt); Type: QDOVA002AA; Serial: TP:1203

Measurement SW: DASY52, Version 52.8 (8); SEMCAD X Version 14.6.10 (7331)

Area Scan (61x121x1): Interpolated grid: $dx=1.500$ mm, $dy=1.500$ mm

Maximum value of SAR (interpolated) = 0.296 W/kg

Zoom Scan (7x7x7)/Cube 0: Measurement grid: $dx=5$ mm, $dy=5$ mm, $dz=5$ mm

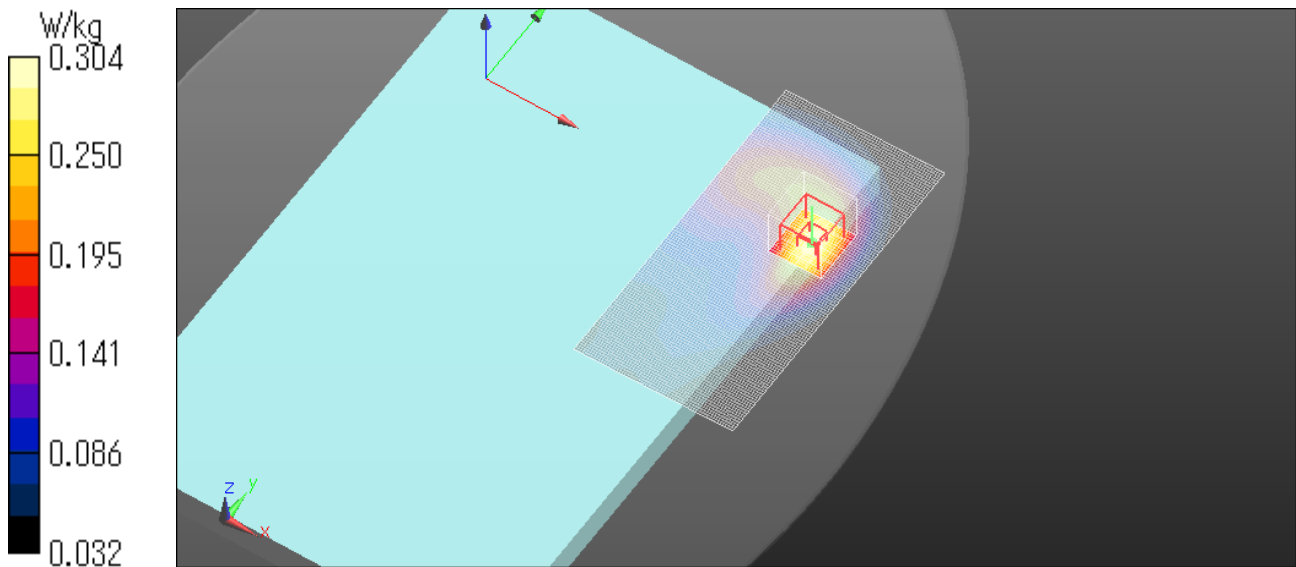
Reference Value = 19.30 V/m; Power Drift = -0.01 dB

Peak SAR (extrapolated) = 0.342 W/kg

SAR(1 g) = 0.251 W/kg; SAR(10 g) = 0.175 W/kg

Maximum value of SAR (measured) = 0.304 W/kg

Date: 2016/01/27



LTE Band5 QPSK Allocation25 Start12 829MHz Bottom side 16mm

Communication System: UID 0, Generic LTE (0); Communication System Band: Band 5, E-UTRA/FDD (824.0 - 849.0 MHz); Frequency: 829 MHz; Duty Cycle: 1:1

Medium parameters used (interpolated): $f = 829$ MHz; $\sigma = 0.948$ S/m; $\epsilon_r = 56.115$; $\rho = 1000$ kg/m³

Phantom section: Flat Section

Measurement Standard: DASYS (IEEE/IEC/ANSI C63.19-2007)

DASY5 Configuration

Probe: EX3DV4 - SN3917; ConvF(9.79, 9.79, 9.79); Calibrated: 2015/05/29;

Sensor-Surface: 2mm (Mechanical Surface Detection)

Electronics: DAE4 Sn1369; Calibrated: 2015/05/22

Phantom: ELI v5.0 (30deg probe tilt); Type: QDOVA002AA; Serial: TP:1203

Measurement SW: DASY52, Version 52.8 (8); SEMCAD X Version 14.6.10 (7331)

Area Scan (61x121x1): Interpolated grid: $dx=1.500$ mm, $dy=1.500$ mm

Maximum value of SAR (interpolated) = 0.236 W/kg

Zoom Scan (7x7x7)/Cube 0: Measurement grid: $dx=5$ mm, $dy=5$ mm, $dz=5$ mm

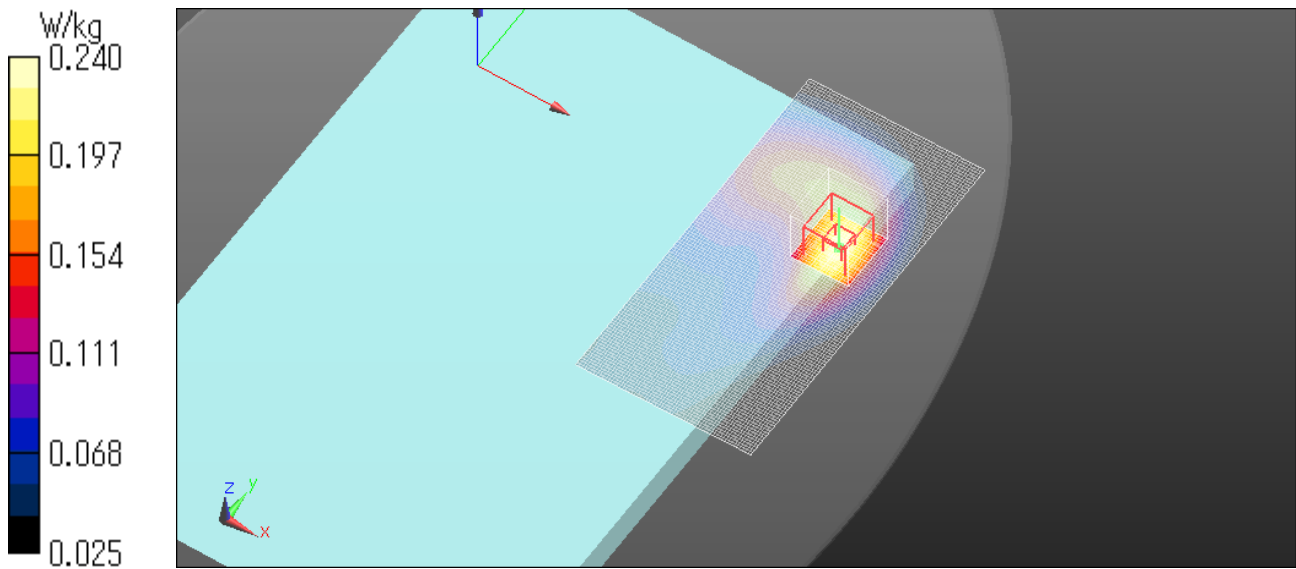
Reference Value = 17.18 V/m; Power Drift = -0.04 dB

Peak SAR (extrapolated) = 0.270 W/kg

SAR(1 g) = 0.198 W/kg; SAR(10 g) = 0.138 W/kg

Maximum value of SAR (measured) = 0.240 W/kg

Date: 2016/01/27



LTE Band5 QPSK Allocation1 Start24 829MHz Edgel tilt 20mm

Communication System: UID 0, Generic LTE (0); Communication System Band: Band 5, E-UTRA/FDD (824.0 - 849.0 MHz); Frequency: 829 MHz; Duty Cycle: 1:1

Medium parameters used (interpolated): $f = 829$ MHz; $\sigma = 0.948$ S/m; $\epsilon_r = 56.115$; $\rho = 1000$ kg/m³

Phantom section: Flat Section

Measurement Standard: DASYS5 (IEEE/IEC/ANSI C63.19-2007)

DASY5 Configuration

Probe: EX3DV4 - SN3917; ConvF(9.79, 9.79, 9.79); Calibrated: 2015/05/29;

Sensor-Surface: 2mm (Mechanical Surface Detection)

Electronics: DAE4 Sn1369; Calibrated: 2015/05/22

Phantom: ELI v5.0 (30deg probe tilt); Type: QDOVA002AA; Serial: TP:1203

Measurement SW: DASY52, Version 52.8 (8); SEMCAD X Version 14.6.10 (7331)

Area Scan (81x121x1): Interpolated grid: $dx=1.500$ mm, $dy=1.500$ mm

Maximum value of SAR (interpolated) = 0.280 W/kg

Zoom Scan (7x7x7)/Cube 0: Measurement grid: $dx=5$ mm, $dy=5$ mm, $dz=5$ mm

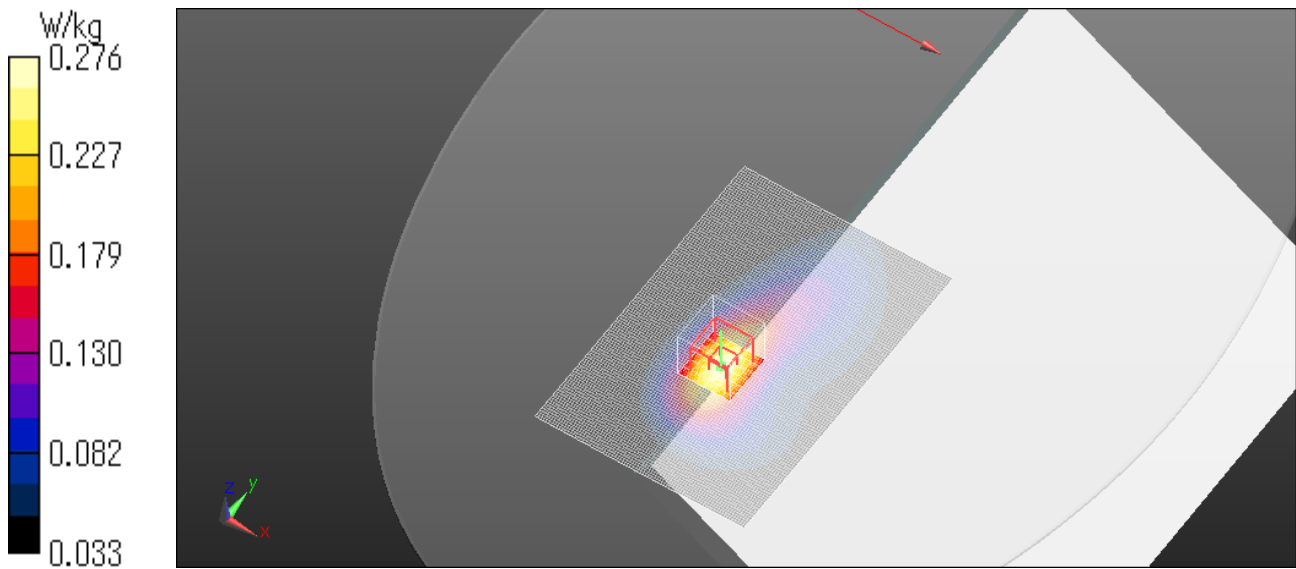
Reference Value = 18.52 V/m; Power Drift = -0.07 dB

Peak SAR (extrapolated) = 0.310 W/kg

SAR(1 g) = 0.229 W/kg; SAR(10 g) = 0.159 W/kg

Maximum value of SAR (measured) = 0.276 W/kg

Date: 2016/01/27



LTE Band5 QPSK Allocation25 Start12 829MHz Edge1 tilt 20mm

Communication System: UID 0, Generic LTE (0); Communication System Band: Band 5, E-UTRA/FDD (824.0 - 849.0 MHz); Frequency: 829 MHz; Duty Cycle: 1:1

Medium parameters used (interpolated): $f = 829$ MHz; $\sigma = 0.948$ S/m; $\epsilon_r = 56.115$; $\rho = 1000$ kg/m³

Phantom section: Flat Section

Measurement Standard: DASYS5 (IEEE/IEC/ANSI C63.19-2007)

DASY5 Configuration

Probe: EX3DV4 - SN3917; ConvF(9.79, 9.79, 9.79); Calibrated: 2015/05/29;

Sensor-Surface: 2mm (Mechanical Surface Detection)

Electronics: DAE4 Sn1369; Calibrated: 2015/05/22

Phantom: ELI v5.0 (30deg probe tilt); Type: QDOVA002AA; Serial: TP:1203

Measurement SW: DASYS2, Version 52.8 (8); SEMCAD X Version 14.6.10 (7331)

Area Scan (81x121x1): Interpolated grid: dx=1.500 mm, dy=1.500 mm

Maximum value of SAR (interpolated) = 0.218 W/kg

Zoom Scan (7x7x7)/Cube 0: Measurement grid: dx=5mm, dy=5mm, dz=5mm

Reference Value = 16.49 V/m; Power Drift = -0.06 dB

Peak SAR (extrapolated) = 0.247 W/kg

SAR(1 g) = 0.182 W/kg; SAR(10 g) = 0.126 W/kg

Maximum value of SAR (measured) = 0.219 W/kg

Date: 2016/01/27

