

GSM1900 GPRS 2slots 1850.2MHz Edge1 0mm Power Reduction

Communication System: UID 0, Generic GSM (0); Communication System Band: PCS 1900 (1850.0 - 1910.0 MHz);

Frequency: 1850.2 MHz; Duty Cycle: 1:8.30042

Medium parameters used (interpolated): $f = 1850.2$ MHz; $\sigma = 1.488$ S/m; $\epsilon_r = 53.29$; $\rho = 1000$ kg/m³

Phantom section: Flat Section

Measurement Standard: DASYS (IEEE/IEC/ANSI C63.19-2007)

DASY5 Configuration

Probe: EX3DV4 - SN3825; ConvF(7.62, 7.62, 7.62); Calibrated: 2014/12/16;

Sensor-Surface: 2mm (Mechanical Surface Detection)

Electronics: DAE4 Sn509; Calibrated: 2015/07/07

Phantom: ELI v4.0 (20deg probe tilt); Type: QDOVA001BB; Serial: TP:1045

Measurement SW: DASYS2, Version 52.8 (8); SEMCAD X Version 14.6.10 (7331)

Area Scan (61x111x1): Interpolated grid: dx=1.500 mm, dy=1.500 mm

Maximum value of SAR (interpolated) = 1.66 W/kg

Zoom Scan (7x7x7)/Cube 0: Measurement grid: dx=5mm, dy=5mm, dz=5mm

Reference Value = 36.19 V/m; Power Drift = 0.16 dB

Peak SAR (extrapolated) = 2.44 W/kg

SAR(1 g) = 1.07 W/kg; SAR(10 g) = 0.462 W/kg

Maximum value of SAR (measured) = 1.75 W/kg

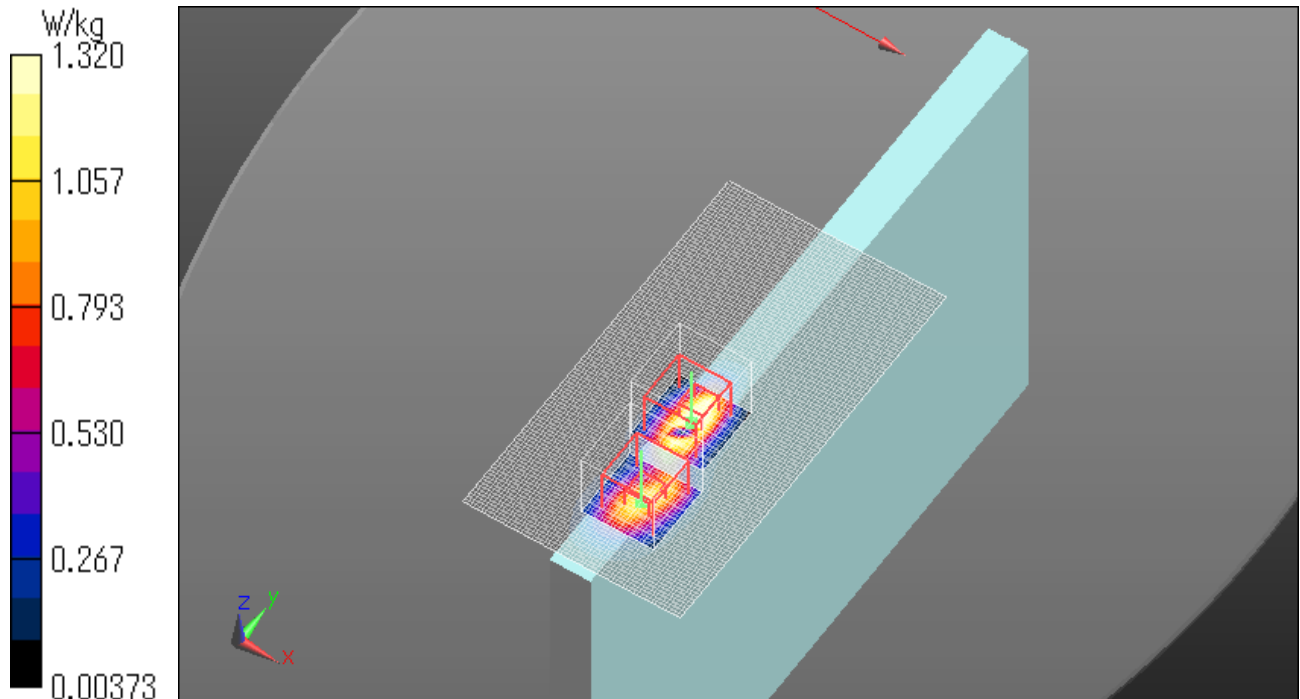
Zoom Scan 2 (7x7x7)/Cube 0: Measurement grid: dx=5mm, dy=5mm, dz=5mm

Reference Value = 36.19 V/m; Power Drift = 0.16 dB

Peak SAR (extrapolated) = 1.79 W/kg

SAR(1 g) = 0.863 W/kg; SAR(10 g) = 0.415 W/kg

Maximum value of SAR (measured) = 1.32 W/kg



Plot No.1

GSM1900 GPRS 2slots 1880MHz Edge1 0mm Power Reduction

Communication System: UID 0, Generic GSM (0); Communication System Band: PCS 1900 (1850.0 - 1910.0 MHz);

Frequency: 1880 MHz; Duty Cycle: 1:4.19952

Medium parameters used: $f = 1880$ MHz; $\sigma = 1.523$ S/m; $\epsilon_r = 53.065$; $\rho = 1000$ kg/m³

Phantom section: Flat Section

Measurement Standard: DASYS (IEEE/IEC/ANSI C63.19-2007)

DASY5 Configuration

Probe: EX3DV4 - SN3825; ConvF(7.62, 7.62, 7.62); Calibrated: 2014/12/16;

Sensor-Surface: 2mm (Mechanical Surface Detection (Locations From Previous Scan Used)), Sensor-Surface: 2mm (Mechanical Surface Detection)

Electronics: DAE4 Sn509; Calibrated: 2015/07/07

Phantom: ELI v4.0 (20deg probe tilt); Type: QDOVA001BB; Serial: TP:1045

Measurement SW: DASYS2, Version 52.8 (8); SEMCAD X Version 14.6.10 (7331)

Area Scan 2 (61x111x1): Interpolated grid: dx=1.500 mm, dy=1.500 mm

Maximum value of SAR (interpolated) = 2.12 W/kg

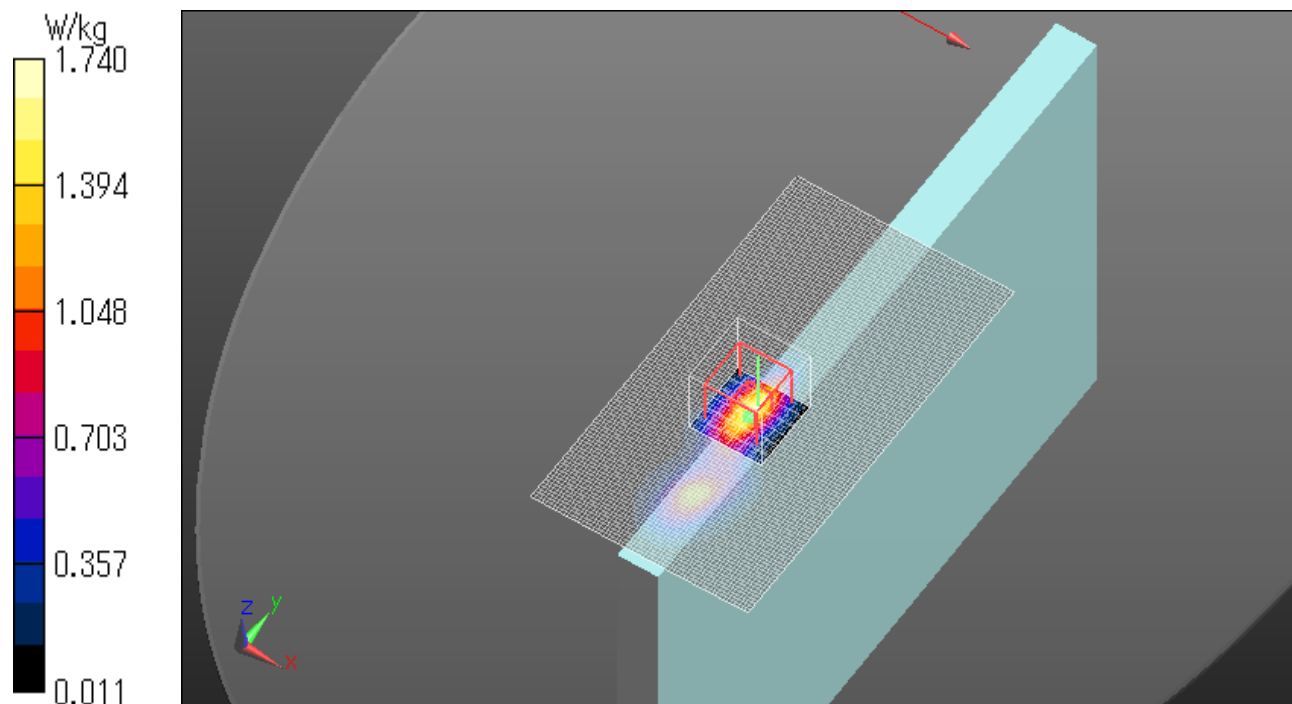
Zoom Scan (7x7x7)/Cube 0: Measurement grid: dx=5mm, dy=5mm, dz=5mm

Reference Value = 36.34 V/m; Power Drift = -0.05 dB

Peak SAR (extrapolated) = 2.32 W/kg

SAR(1 g) = 1.12 W/kg; SAR(10 g) = 0.514 W/kg

Maximum value of SAR (measured) = 1.74 W/kg



GSM1900 GPRS 2slots 1909.8MHz Edge1 0mm Power Reduction

Communication System: UID 0, Generic GSM (0); Communication System Band: PCS 1900 (1850.0 - 1910.0 MHz);

Frequency: 1909.8 MHz; Duty Cycle: 1:8.30042

Medium parameters used: $f = 1910$ MHz; $\sigma = 1.555$ S/m; $\epsilon_r = 53.009$; $\rho = 1000$ kg/m³

Phantom section: Flat Section

Measurement Standard: DASYS (IEEE/IEC/ANSI C63.19-2007)

DASY5 Configuration

Probe: EX3DV4 - SN3825; ConvF(7.62, 7.62, 7.62); Calibrated: 2014/12/16;

Sensor-Surface: 2mm (Mechanical Surface Detection)

Electronics: DAE4 Sn509; Calibrated: 2015/07/07

Phantom: ELI v4.0 (20deg probe tilt); Type: QDOVA001BB; Serial: TP:1045

Measurement SW: DASY52, Version 52.8 (8); SEMCAD X Version 14.6.10 (7331)

Area Scan (61x111x1): Interpolated grid: dx=1.500 mm, dy=1.500 mm

Maximum value of SAR (interpolated) = 1.71 W/kg

Zoom Scan (7x7x7)/Cube 0: Measurement grid: dx=5mm, dy=5mm, dz=5mm

Reference Value = 36.41 V/m; Power Drift = -0.17 dB

Peak SAR (extrapolated) = 2.43 W/kg

SAR(1 g) = 1.11 W/kg; SAR(10 g) = 0.489 W/kg

Maximum value of SAR (measured) = 1.74 W/kg

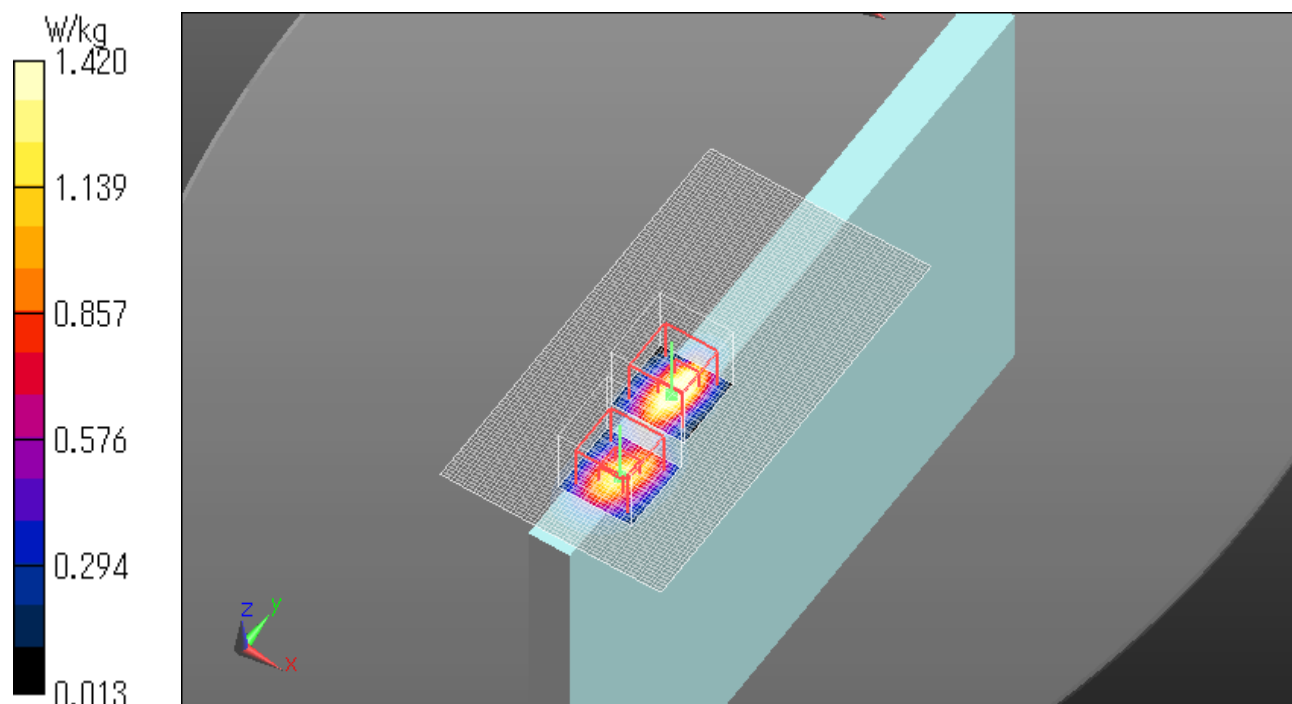
Zoom Scan 2 (7x7x7)/Cube 0: Measurement grid: dx=5mm, dy=5mm, dz=5mm

Reference Value = 36.41 V/m; Power Drift = -0.17 dB

Peak SAR (extrapolated) = 1.93 W/kg

SAR(1 g) = 0.932 W/kg; SAR(10 g) = 0.440 W/kg

Maximum value of SAR (measured) = 1.42 W/kg



GSM1900 GPRS 2slots 1850.2MHz Bottom side 0mm Power Reduction

Communication System: UID 0, Generic GSM (0); Communication System Band: PCS 1900 (1850.0 - 1910.0 MHz);

Frequency: 1850.2 MHz; Duty Cycle: 1:8.30042

Medium parameters used (interpolated): $f = 1850.2$ MHz; $\sigma = 1.488$ S/m; $\epsilon_r = 53.29$; $\rho = 1000$ kg/m³

Phantom section: Flat Section

Measurement Standard: DASY5 (IEEE/IEC/ANSI C63.19-2007)

DASY5 Configuration

Probe: EX3DV4 - SN3825; ConvF(7.62, 7.62, 7.62); Calibrated: 2014/12/16;

Sensor-Surface: 2mm (Mechanical Surface Detection)

Electronics: DAE4 Sn509; Calibrated: 2015/07/07

Phantom: ELI v4.0 (20deg probe tilt); Type: QDOVA001BB; Serial: TP:1045

Measurement SW: DASY52, Version 52.8 (8); SEMCAD X Version 14.6.10 (7331)

Area Scan (81x121x1): Interpolated grid: dx=1.500 mm, dy=1.500 mm

Maximum value of SAR (interpolated) = 1.14 W/kg

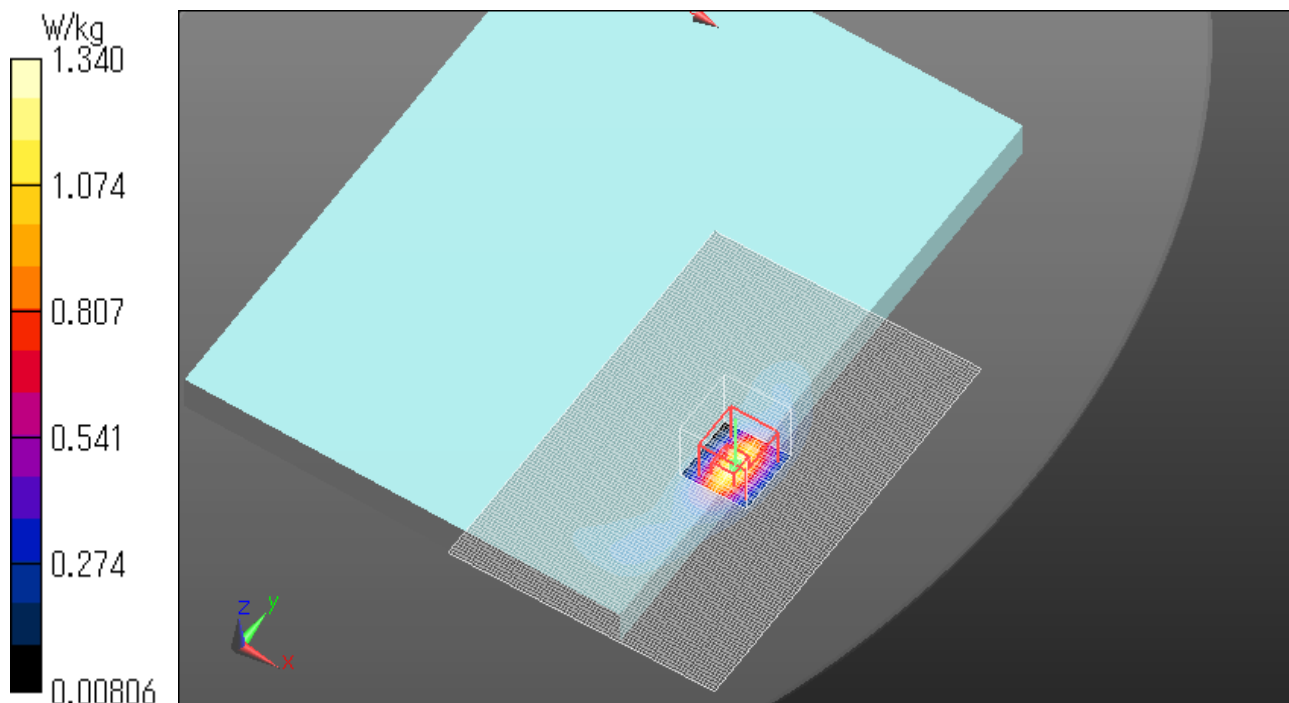
Zoom Scan (7x7x7)/Cube 0: Measurement grid: dx=5mm, dy=5mm, dz=5mm

Reference Value = 32.45 V/m; Power Drift = -0.03 dB

Peak SAR (extrapolated) = 2.02 W/kg

SAR(1 g) = 0.878 W/kg; SAR(10 g) = 0.426 W/kg

Maximum value of SAR (measured) = 1.34 W/kg



GSM1900 GPRS 2slots 1880.0MHz Bottom side 0mm Power Reduction

Communication System: UID 0, Generic GSM (0); Communication System Band: PCS 1900 (1850.0 - 1910.0 MHz);

Frequency: 1880 MHz; Duty Cycle: 1:8.30042

Medium parameters used: $f = 1880$ MHz; $\sigma = 1.524$ S/m; $\epsilon_r = 53.122$; $\rho = 1000$ kg/m³

Phantom section: Flat Section

Measurement Standard: DASY5 (IEEE/IEC/ANSI C63.19-2007)

DASY5 Configuration

Probe: EX3DV4 - SN3825; ConvF(7.62, 7.62, 7.62); Calibrated: 2014/12/16;

Sensor-Surface: 2mm (Mechanical Surface Detection)

Electronics: DAE4 Sn509; Calibrated: 2015/07/07

Phantom: ELI v4.0 (20deg probe tilt); Type: QDOVA001BB; Serial: TP:1045

Measurement SW: DASY52, Version 52.8 (8); SEMCAD X Version 14.6.10 (7331)

Area Scan (81x121x1): Interpolated grid: dx=1.500 mm, dy=1.500 mm

Maximum value of SAR (interpolated) = 1.11 W/kg

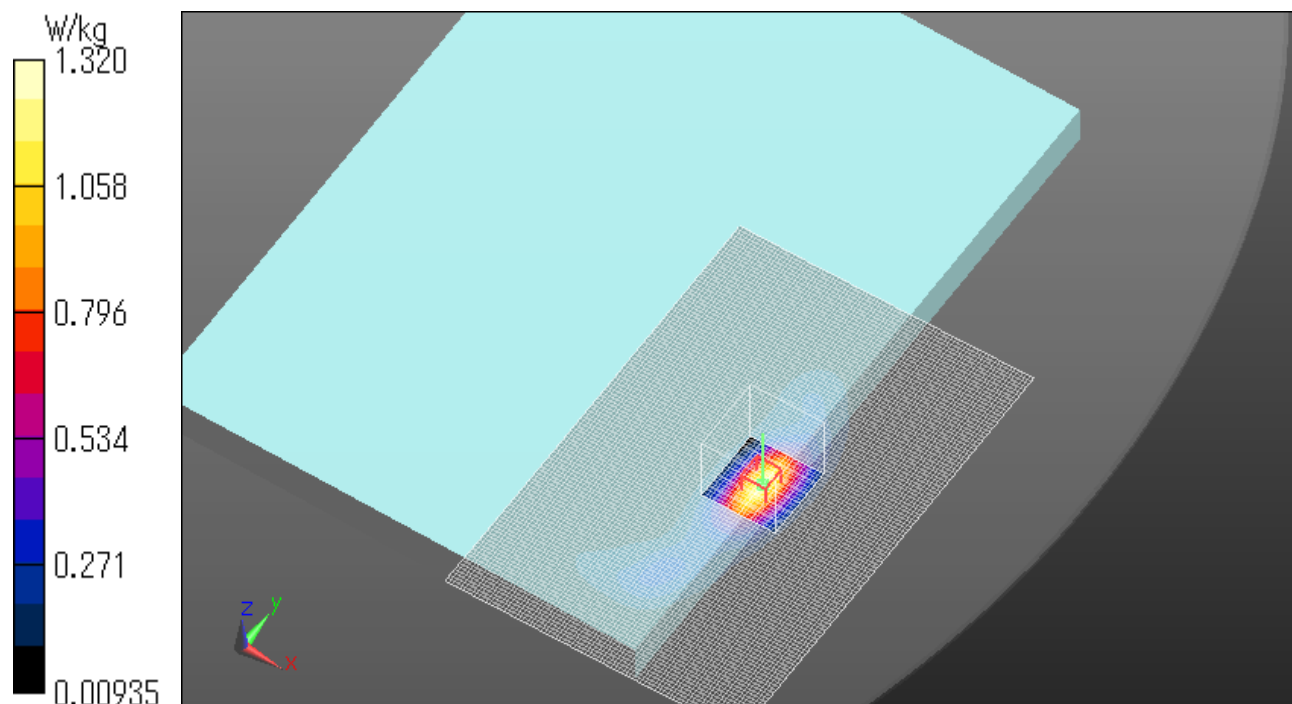
Zoom Scan (7x7x7)/Cube 0: Measurement grid: dx=5mm, dy=5mm, dz=5mm

Reference Value = 32.01 V/m; Power Drift = -0.04 dB

Peak SAR (extrapolated) = 1.71 W/kg

SAR(1 g) = 0.886 W/kg

Maximum value of SAR (measured) = 1.32 W/kg



GSM1900 GPRS 2slots 1909.8MHz Bottom side 0mm Power Reduction

Communication System: UID 0, Generic GSM (0); Communication System Band: PCS 1900 (1850.0 - 1910.0 MHz);

Frequency: 1909.8 MHz; Duty Cycle: 1:8.30042

Medium parameters used: $f = 1910$ MHz; $\sigma = 1.555$ S/m; $\epsilon_r = 53.009$; $\rho = 1000$ kg/m³

Phantom section: Flat Section

Measurement Standard: DASY5 (IEEE/IEC/ANSI C63.19-2007)

DASY5 Configuration

Probe: EX3DV4 - SN3825; ConvF(7.62, 7.62, 7.62); Calibrated: 2014/12/16;

Sensor-Surface: 2mm (Mechanical Surface Detection)

Electronics: DAE4 Sn509; Calibrated: 2015/07/07

Phantom: ELI v4.0 (20deg probe tilt); Type: QDOVA001BB; Serial: TP:1045

Measurement SW: DASY52, Version 52.8 (8); SEMCAD X Version 14.6.10 (7331)

Area Scan (81x121x1): Interpolated grid: dx=1.500 mm, dy=1.500 mm

Maximum value of SAR (interpolated) = 1.13 W/kg

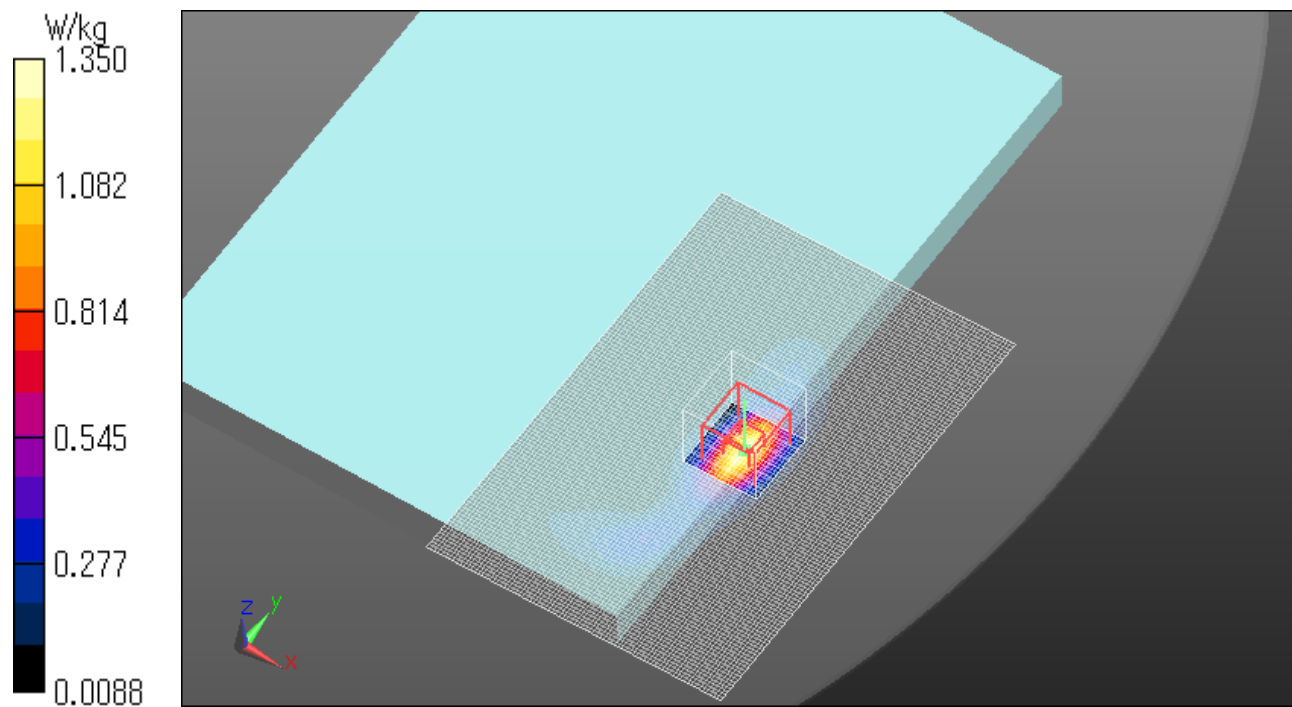
Zoom Scan (7x7x7)/Cube 0: Measurement grid: dx=5mm, dy=5mm, dz=5mm

Reference Value = 32.19 V/m; Power Drift = -0.05 dB

Peak SAR (extrapolated) = 1.75 W/kg

SAR(1 g) = 0.911 W/kg; SAR(10 g) = 0.439 W/kg

Maximum value of SAR (measured) = 1.35 W/kg



GSM1900 GPRS 2slots 1850.2MHz Edge1 23mm

Communication System: UID 0, Generic GSM (0); Communication System Band: PCS 1900 (1850.0 - 1910.0 MHz);

Frequency: 1850.2 MHz; Duty Cycle: 1:8.30042

Medium parameters used (interpolated): $f = 1850.2$ MHz; $\sigma = 1.488$ S/m; $\epsilon_r = 53.29$; $\rho = 1000$ kg/m³

Phantom section: Flat Section

Measurement Standard: DASYS (IEEE/IEC/ANSI C63.19-2007)

DASY5 Configuration

Probe: EX3DV4 - SN3825; ConvF(7.62, 7.62, 7.62); Calibrated: 2014/12/16;

Sensor-Surface: 2mm (Mechanical Surface Detection)

Electronics: DAE4 Sn509; Calibrated: 2015/07/07

Phantom: ELI v4.0 (20deg probe tilt); Type: QDOVA001BB; Serial: TP:1045

Measurement SW: DASY52, Version 52.8 (8); SEMCAD X Version 14.6.10 (7331)

Area Scan (61x121x1): Interpolated grid: dx=1.500 mm, dy=1.500 mm

Maximum value of SAR (interpolated) = 0.894 W/kg

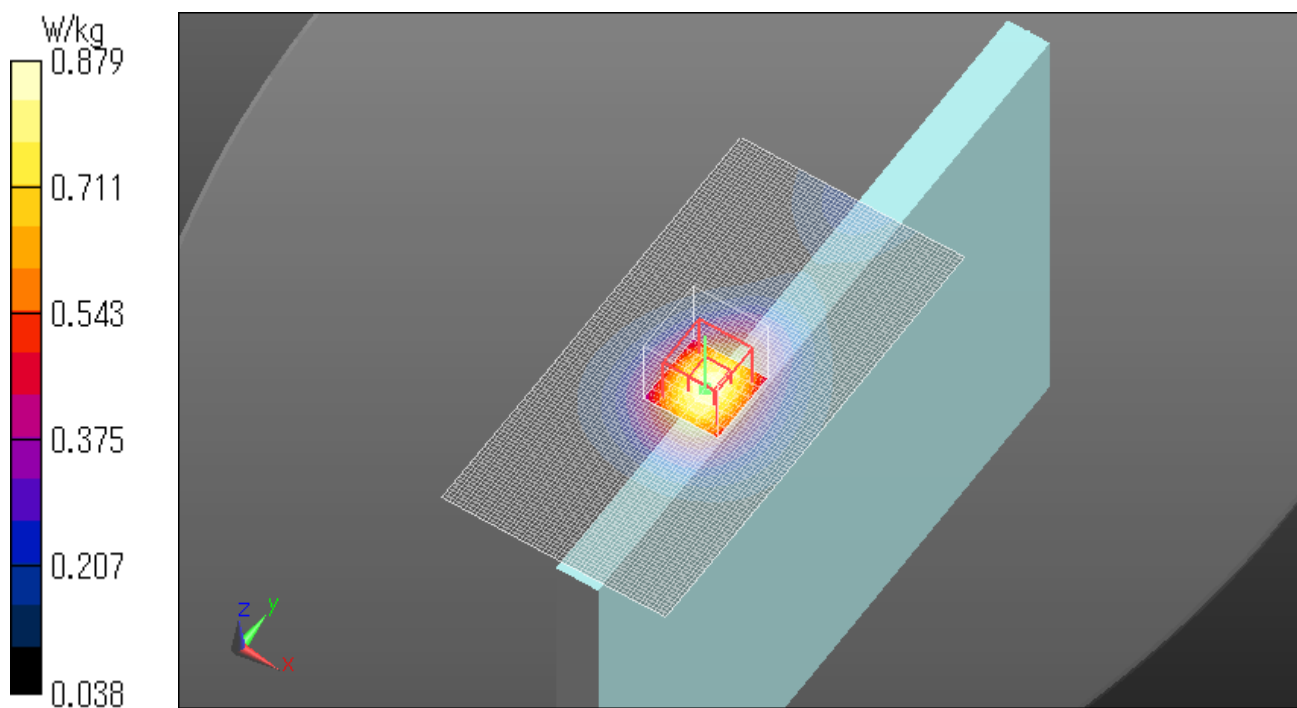
Zoom Scan (7x7x7)/Cube 0: Measurement grid: dx=5mm, dy=5mm, dz=5mm

Reference Value = 26.36 V/m; Power Drift = -0.10 dB

Peak SAR (extrapolated) = 1.05 W/kg

SAR(1 g) = 0.690 W/kg; SAR(10 g) = 0.431 W/kg

Maximum value of SAR (measured) = 0.879 W/kg



GSM1900 GPRS 2slots 1880.0MHz Edge1 23mm

Communication System: UID 0, Generic GSM (0); Communication System Band: PCS 1900 (1850.0 - 1910.0 MHz);

Frequency: 1880 MHz; Duty Cycle: 1:8.30042

Medium parameters used: $f = 1880$ MHz; $\sigma = 1.524$ S/m; $\epsilon_r = 53.122$; $\rho = 1000$ kg/m³

Phantom section: Flat Section

Measurement Standard: DASYS (IEEE/IEC/ANSI C63.19-2007)

DASY5 Configuration

Probe: EX3DV4 - SN3825; ConvF(7.62, 7.62, 7.62); Calibrated: 2014/12/16;

Sensor-Surface: 2mm (Mechanical Surface Detection)

Electronics: DAE4 Sn509; Calibrated: 2015/07/07

Phantom: ELI v4.0 (20deg probe tilt); Type: QDOVA001BB; Serial: TP:1045

Measurement SW: DASYS2, Version 52.8 (8); SEMCAD X Version 14.6.10 (7331)

Area Scan (61x121x1): Interpolated grid: dx=1.500 mm, dy=1.500 mm

Maximum value of SAR (interpolated) = 0.956 W/kg

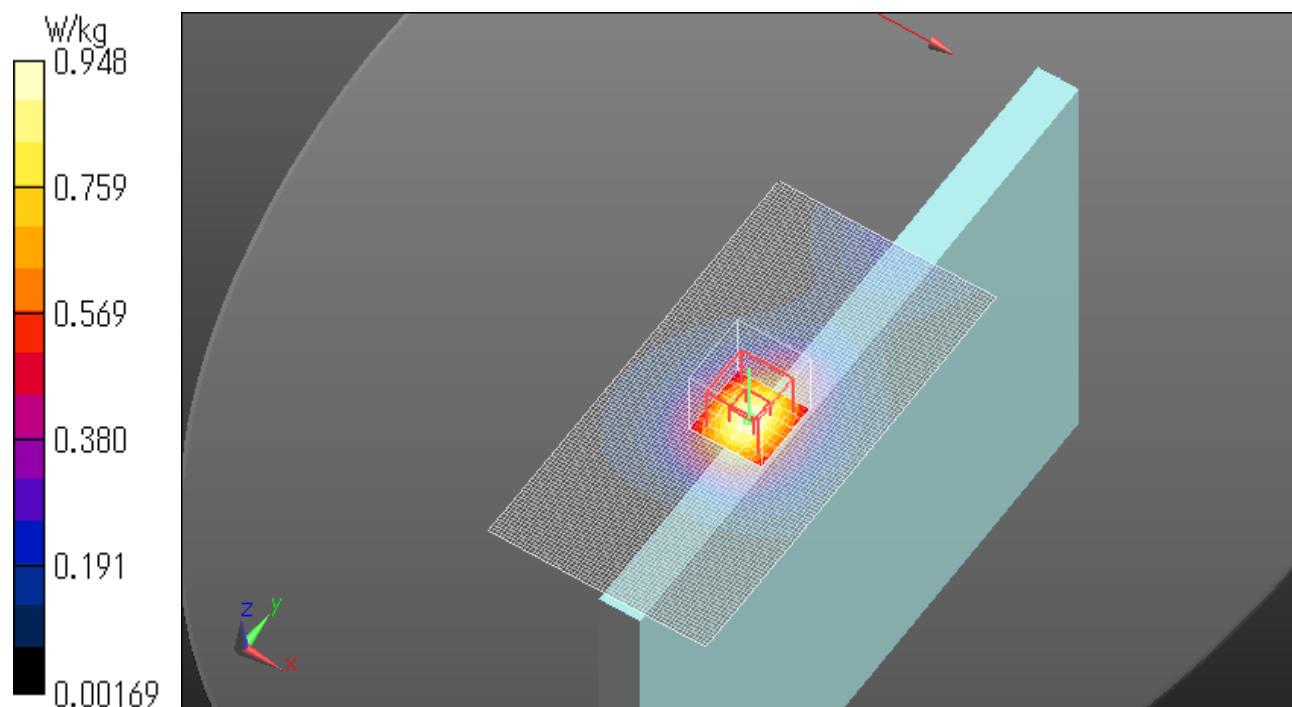
Zoom Scan (7x7x7)/Cube 0: Measurement grid: dx=5mm, dy=5mm, dz=5mm

Reference Value = 26.93 V/m; Power Drift = -0.02 dB

Peak SAR (extrapolated) = 1.13 W/kg

SAR(1 g) = 0.735 W/kg; SAR(10 g) = 0.454 W/kg

Maximum value of SAR (measured) = 0.948 W/kg



GSM1900 GPRS 2slots 1909.8MHz Edge1 23mm

Communication System: UID 0, Generic GSM (0); Communication System Band: PCS 1900 (1850.0 - 1910.0 MHz);

Frequency: 1909.8 MHz; Duty Cycle: 1:8.30042

Medium parameters used: $f = 1910$ MHz; $\sigma = 1.555$ S/m; $\epsilon_r = 53.009$; $\rho = 1000$ kg/m³

Phantom section: Flat Section

Measurement Standard: DASY5 (IEEE/IEC/ANSI C63.19-2007)

DASY5 Configuration

Probe: EX3DV4 - SN3825; ConvF(7.62, 7.62, 7.62); Calibrated: 2014/12/16;

Sensor-Surface: 2mm (Mechanical Surface Detection)

Electronics: DAE4 Sn509; Calibrated: 2015/07/07

Phantom: ELI v4.0 (20deg probe tilt); Type: QDOVA001BB; Serial: TP:1045

Measurement SW: DASY52, Version 52.8 (8); SEMCAD X Version 14.6.10 (7331)

Area Scan (61x121x1): Interpolated grid: dx=1.500 mm, dy=1.500 mm

Maximum value of SAR (interpolated) = 0.960 W/kg

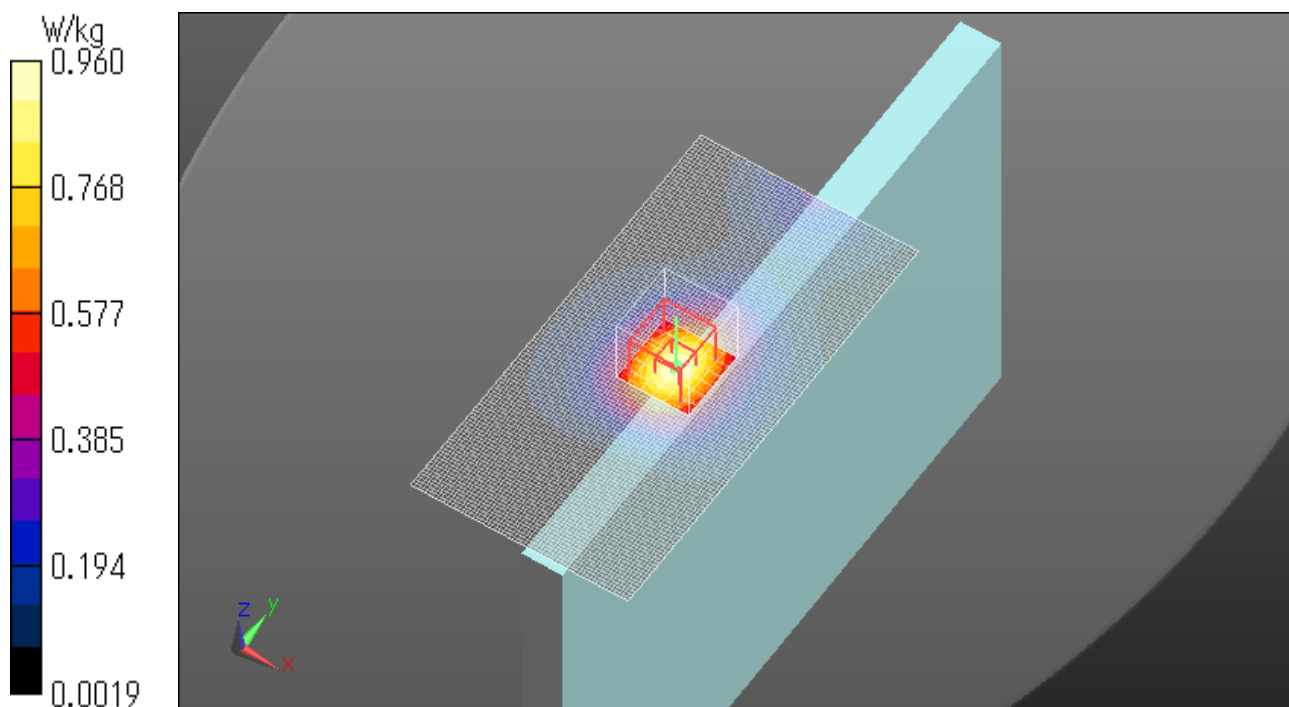
Zoom Scan (7x7x7)/Cube 0: Measurement grid: dx=5mm, dy=5mm, dz=5mm

Reference Value = 26.47 V/m; Power Drift = -0.01 dB

Peak SAR (extrapolated) = 1.16 W/kg

SAR(1 g) = 0.737 W/kg; SAR(10 g) = 0.448 W/kg

Maximum value of SAR (measured) = 0.960 W/kg



GSM1900 GPRS 2slots 1850.2MHz Edge4 0mm

Communication System: UID 0, Generic GSM (0); Communication System Band: PCS 1900 (1850.0 - 1910.0 MHz);
Frequency: 1850.2 MHz; Duty Cycle: 1:8.30042

Medium parameters used (interpolated): $f = 1850.2$ MHz; $\sigma = 1.488$ S/m; $\epsilon_r = 53.29$; $\rho = 1000$ kg/m³

Phantom section: Flat Section

Measurement Standard: DASY5 (IEEE/IEC/ANSI C63.19-2007)

DASY5 Configuration

Probe: EX3DV4 - SN3825; ConvF(7.62, 7.62, 7.62); Calibrated: 2014/12/16;

Sensor-Surface: 2mm (Mechanical Surface Detection)

Electronics: DAE4 Sn509; Calibrated: 2015/07/07

Phantom: ELI v4.0 (20deg probe tilt); Type: QDOVA001BB; Serial: TP:1045

Measurement SW: DASY52, Version 52.8 (8); SEMCAD X Version 14.6.10 (7331)

Area Scan 2 (81x181x1): Interpolated grid: dx=1.500 mm, dy=1.500 mm

Maximum value of SAR (interpolated) = 0.0366 W/kg

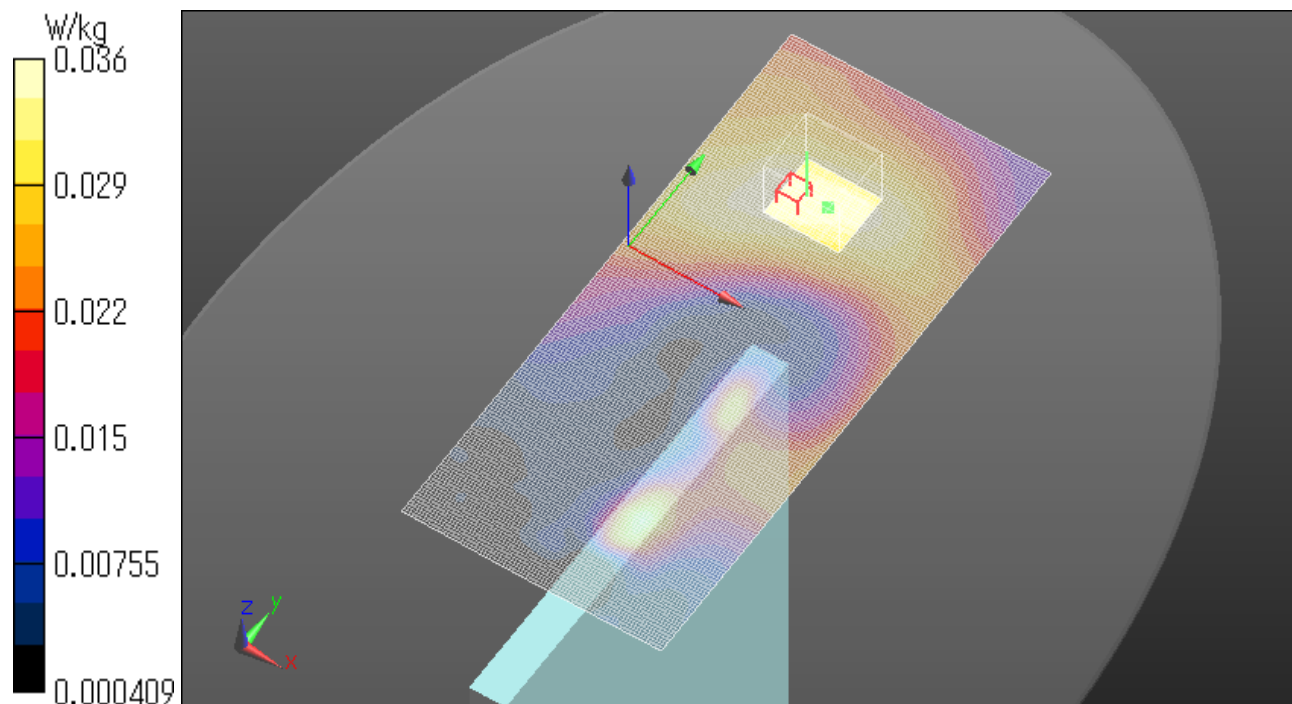
Zoom Scan (8x7x7)/Cube 0: Measurement grid: dx=5mm, dy=5mm, dz=5mm

Reference Value = 5.296 V/m; Power Drift = -0.12 dB

Peak SAR (extrapolated) = 0.0440 W/kg

SAR(1 g) = 0.028 W/kg

Maximum value of SAR (measured) = 0.0361 W/kg



GSM1900 GPRS 2slots 1850.2MHz Bottom side 17mm

Communication System: UID 0, Generic GSM (0); Communication System Band: PCS 1900 (1850.0 - 1910.0 MHz); Frequency: 1850.2 MHz; Duty Cycle: 1:8.30042

Medium parameters used (interpolated): $f = 1850.2$ MHz; $\sigma = 1.488$ S/m; $\epsilon_r = 53.29$; $\rho = 1000$ kg/m³

Phantom section: Flat Section

Measurement Standard: DASY5 (IEEE/IEC/ANSI C63.19-2007)

DASY5 Configuration

Probe: EX3DV4 - SN3825; ConvF(7.62, 7.62, 7.62); Calibrated: 2014/12/16;

Sensor-Surface: 2mm (Mechanical Surface Detection)

Electronics: DAE4 Sn509; Calibrated: 2015/07/07

Phantom: ELI v4.0 (20deg probe tilt); Type: QDOVA001BB; Serial: TP:1045

Measurement SW: DASY52, Version 52.8 (8); SEMCAD X Version 14.6.10 (7331)

Area Scan (61x121x1): Interpolated grid: dx=1.500 mm, dy=1.500 mm

Maximum value of SAR (interpolated) = 0.626 W/kg

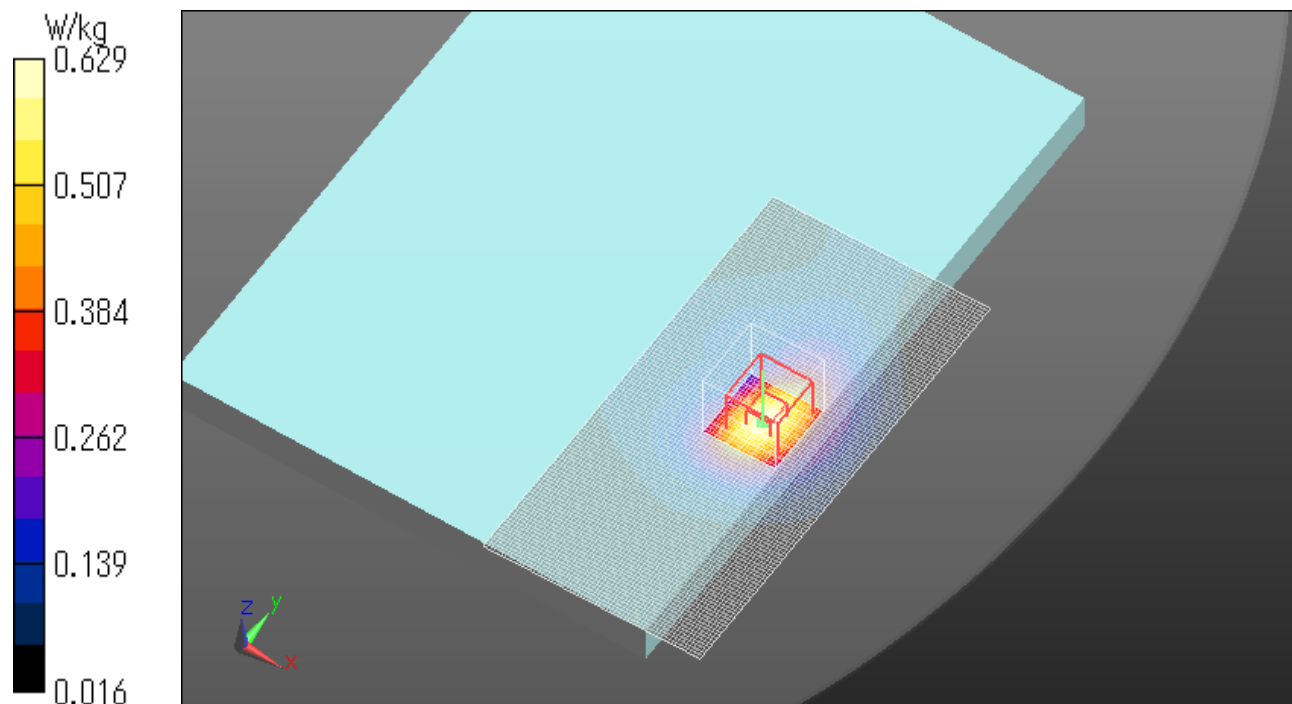
Zoom Scan (7x7x7)/Cube 0: Measurement grid: dx=5mm, dy=5mm, dz=5mm

Reference Value = 22.13 V/m; Power Drift = -0.07 dB

Peak SAR (extrapolated) = 0.748 W/kg

SAR(1 g) = 0.487 W/kg; SAR(10 g) = 0.298 W/kg

Maximum value of SAR (measured) = 0.629 W/kg



GSM1900 GPRS 2slots 1850.2MHz Bottom side Convertible mode 0mm

Communication System: UID 0, Generic GSM (0); Communication System Band: PCS 1900 (1850.0 - 1910.0 MHz);

Frequency: 1850.2 MHz; Duty Cycle: 1:8.30042

Medium parameters used (interpolated): $f = 1850.2$ MHz; $\sigma = 1.488$ S/m; $\epsilon_r = 53.29$; $\rho = 1000$ kg/m³

Phantom section: Flat Section

Measurement Standard: DASY5 (IEEE/IEC/ANSI C63.19-2007)

DASY5 Configuration

Probe: EX3DV4 - SN3825; ConvF(7.62, 7.62, 7.62); Calibrated: 2014/12/16;

Sensor-Surface: 2mm (Mechanical Surface Detection)

Electronics: DAE4 Sn509; Calibrated: 2015/07/07

Phantom: ELI v4.0 (20deg probe tilt); Type: QDOVA001BB; Serial: TP:1045

Measurement SW: DASY52, Version 52.8 (8); SEMCAD X Version 14.6.10 (7331)

Configuration/Bottom 2/Area Scan (81x121x1): Interpolated grid: dx=1.500 mm, dy=1.500 mm

Maximum value of SAR (interpolated) = 0.415 W/kg

Configuration/Bottom 2/Zoom Scan (7x7x7)/Cube 0: Measurement grid: dx=5mm, dy=5mm, dz=5mm

Reference Value = 17.82 V/m; Power Drift = -0.04 dB

Peak SAR (extrapolated) = 0.512 W/kg

SAR(1 g) = 0.330 W/kg; SAR(10 g) = 0.199 W/kg

Maximum value of SAR (measured) = 0.420 W/kg

