

14.11 SAR test plots for LTE Band 4

LTE Band IV Main Ant rear 0mm 1RB Reduced power 1745MHz

Communication System: UID 0, Generic LTE (0); Communication System Band: Band 4, E-UTRA/FDD (1710.0 - 1755.0 MHz); Frequency: 1745 MHz; Duty Cycle: 1:1

Medium parameters used: $f = 1745$ MHz; $\sigma = 1.433$ S/m; $\epsilon_r = 52.512$; $\rho = 1000$ kg/m³

Phantom section: Flat Section

Measurement Standard: DASYS5 (IEEE/IEC/ANSI C63.19-2007)

DASY5 Configuration

Probe: EX3DV4 - SN3917; ConvF(7.91, 7.91, 7.91); Calibrated: 2013/05/14;

Sensor-Surface: 2mm (Mechanical Surface Detection)

Electronics: DAE4 Sn1369; Calibrated: 2013/05/13

Phantom: ELI v5.0 SN1203; Type: QDOVA002AA; Serial: TP:1203

Measurement SW: DASYS2, Version 52.8 (7); SEMCAD X Version 14.6.10 (7164)

Area Scan (61x101x1): Interpolated grid: dx=1.500 mm, dy=1.500 mm

Maximum value of SAR (interpolated) = 0.219 W/kg

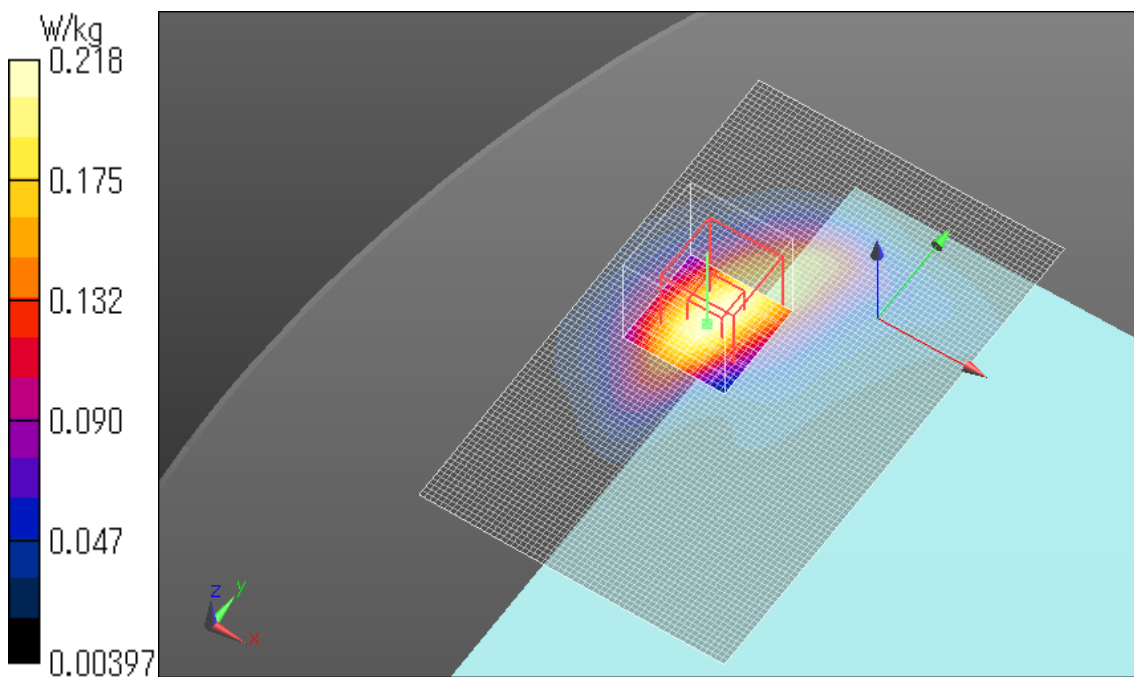
Zoom Scan (7x7x7)/Cube 0: Measurement grid: dx=5mm, dy=5mm, dz=5mm

Reference Value = 12.521 V/m; Power Drift = 0.03 dB

Peak SAR (extrapolated) = 0.265 W/kg

SAR(1 g) = 0.163 W/kg; SAR(10 g) = 0.095 W/kg

Maximum value of SAR (measured) = 0.218 W/kg



LTE Band IV Main Ant rear 0mm 50RB Reduced power 1720MHz

Communication System: UID 0, Generic LTE (0); Communication System Band: Band 4, E-UTRA/FDD (1710.0 - 1755.0 MHz); Frequency: 1720 MHz; Duty Cycle: 1:1

Medium parameters used: $f = 1720$ MHz; $\sigma = 1.407$ S/m; $\epsilon_r = 52.594$; $\rho = 1000$ kg/m³

Phantom section: Flat Section

Measurement Standard: DASYS5 (IEEE/IEC/ANSI C63.19-2007)

DASY5 Configuration

Probe: EX3DV4 - SN3917; ConvF(7.91, 7.91, 7.91); Calibrated: 2013/05/14;

Sensor-Surface: 2mm (Mechanical Surface Detection)

Electronics: DAE4 Sn1369; Calibrated: 2013/05/13

Phantom: ELI v5.0 SN1203; Type: QDOVA002AA; Serial: TP:1203

Measurement SW: DASYS2, Version 52.8 (7); SEMCAD X Version 14.6.10 (7164)

Area Scan (61x101x1): Interpolated grid: dx=1.500 mm, dy=1.500 mm

Maximum value of SAR (interpolated) = 0.204 W/kg

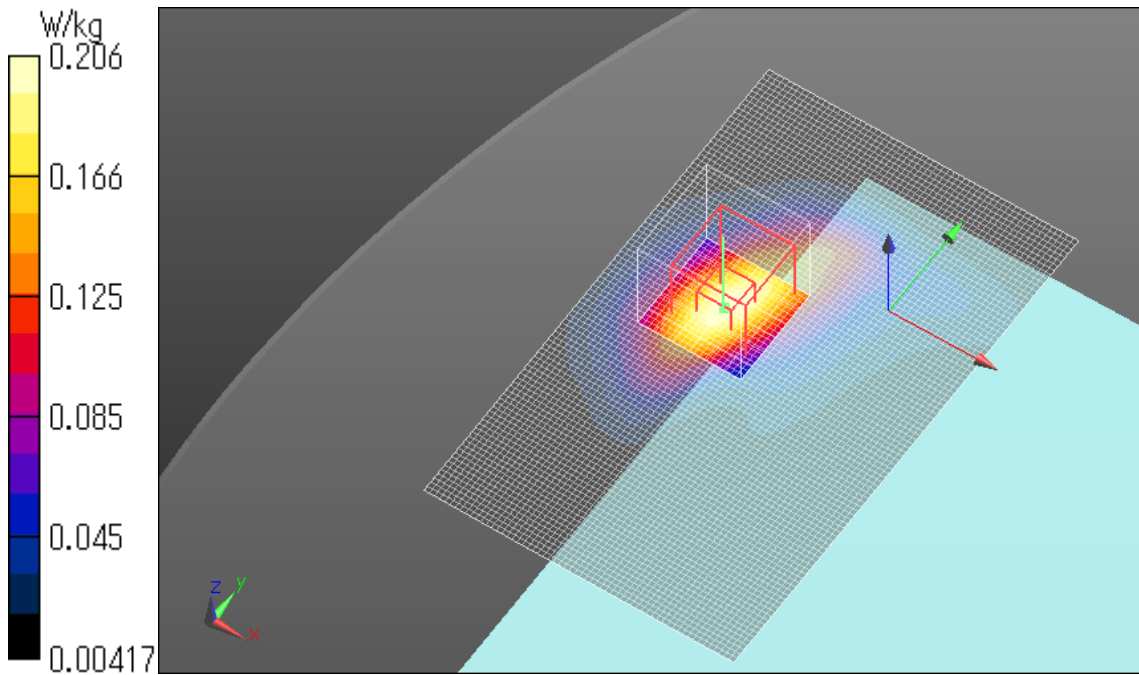
Zoom Scan (7x7x7)/Cube 0: Measurement grid: dx=5mm, dy=5mm, dz=5mm

Reference Value = 12.319 V/m; Power Drift = 0.03 dB

Peak SAR (extrapolated) = 0.252 W/kg

SAR(1 g) = 0.154 W/kg; SAR(10 g) = 0.090 W/kg

Maximum value of SAR (measured) = 0.206 W/kg



LTE Band IV Main Ant rear 0mm 100RB Reduced power 1745MHz

Communication System: UID 0, Generic LTE (0); Communication System Band: Band 4, E-UTRA/FDD (1710.0 - 1755.0 MHz); Frequency: 1745 MHz; Duty Cycle: 1:1

Medium parameters used: $f = 1745$ MHz; $\sigma = 1.433$ S/m; $\epsilon_r = 52.512$; $\rho = 1000$ kg/m³

Phantom section: Flat Section

Measurement Standard: DASYS5 (IEEE/IEC/ANSI C63.19-2007)

DASY5 Configuration

Probe: EX3DV4 - SN3917; ConvF(7.91, 7.91, 7.91); Calibrated: 2013/05/14;

Sensor-Surface: 2mm (Mechanical Surface Detection)

Electronics: DAE4 Sn1369; Calibrated: 2013/05/13

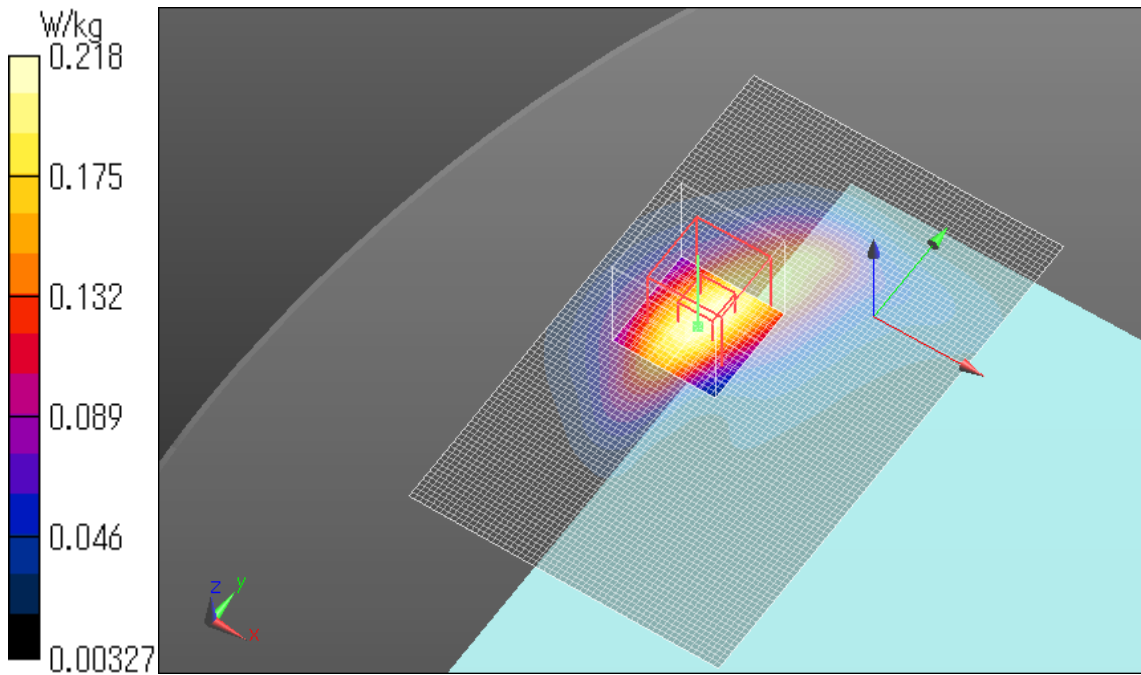
Phantom: ELI v5.0 SN1203; Type: QDOVA002AA; Serial: TP:1203

Measurement SW: DASYS2, Version 52.8 (7); SEMCAD X Version 14.6.10 (7164)

Area Scan (61x101x1): Interpolated grid: dx=1.500 mm, dy=1.500 mm
Maximum value of SAR (interpolated) = 0.223 W/kg

Zoom Scan (7x7x7)/Cube 0: Measurement grid: dx=5mm, dy=5mm, dz=5mm
Reference Value = 12.542 V/m; Power Drift = 0.01 dB
Peak SAR (extrapolated) = 0.270 W/kg

SAR(1 g) = 0.163 W/kg; SAR(10 g) = 0.094 W/kg
Maximum value of SAR (measured) = 0.218 W/kg



LTE Band IV Main Ant edge1 0mm 1RB Reduced power 1745MHz

Communication System: UID 0, Generic LTE (0); Communication System Band: Band 4, E-UTRA/FDD (1710.0 - 1755.0 MHz); Frequency: 1745 MHz; Duty Cycle: 1:1

Medium parameters used: $f = 1745$ MHz; $\sigma = 1.433$ S/m; $\epsilon_r = 52.512$; $\rho = 1000$ kg/m³

Phantom section: Flat Section

Measurement Standard: DASYS5 (IEEE/IEC/ANSI C63.19-2007)

DASY5 Configuration

Probe: EX3DV4 - SN3917; ConvF(7.91, 7.91, 7.91); Calibrated: 2013/05/14;

Sensor-Surface: 2mm (Mechanical Surface Detection)

Electronics: DAE4 Sn1369; Calibrated: 2013/05/13

Phantom: ELI v5.0 SN1203; Type: QDOVA002AA; Serial: TP:1203

Measurement SW: DASYS2, Version 52.8 (7); SEMCAD X Version 14.6.10 (7164)

Area Scan (51x121x1): Interpolated grid: dx=1.500 mm, dy=1.500 mm

Maximum value of SAR (interpolated) = 1.39 W/kg

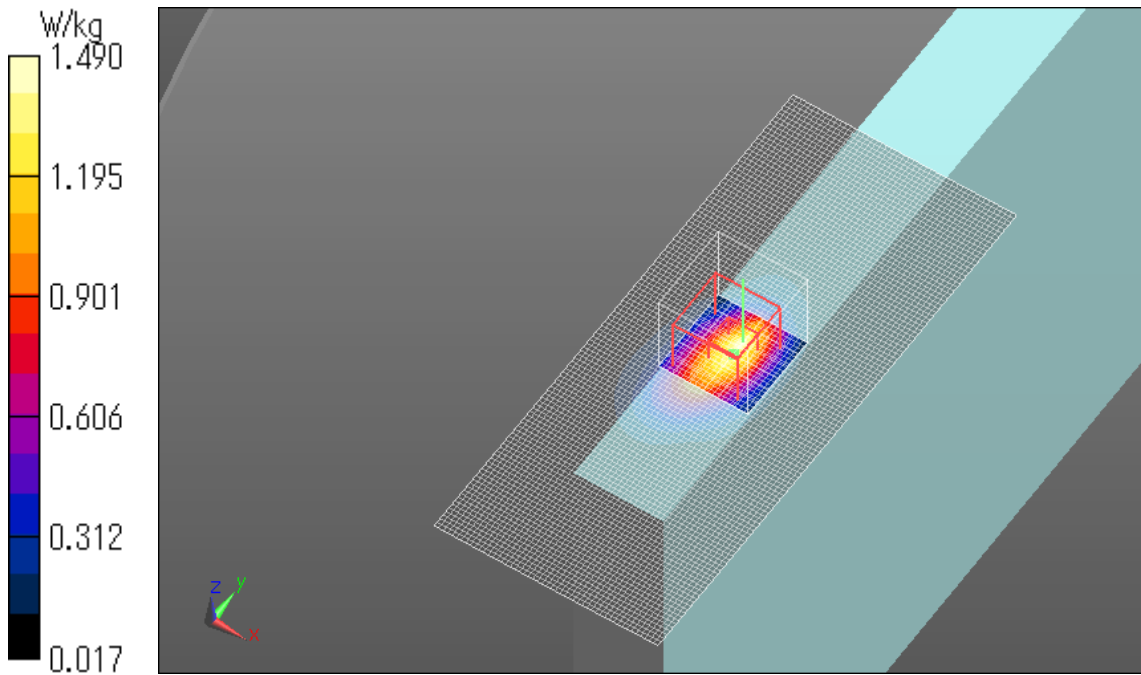
Zoom Scan (7x7x7)/Cube 0: Measurement grid: dx=5mm, dy=5mm, dz=5mm

Reference Value = 32.041 V/m; Power Drift = -0.04 dB

Peak SAR (extrapolated) = 2.01 W/kg

SAR(1 g) = 0.963 W/kg; SAR(10 g) = 0.480 W/kg

Maximum value of SAR (measured) = 1.49 W/kg



LTE Band IV Main Ant edge1 0mm 1RB Reduced power 1720MHz

Communication System: UID 0, Generic LTE (0); Communication System Band: Band 4, E-UTRA/FDD (1710.0 - 1755.0 MHz); Frequency: 1720 MHz; Duty Cycle: 1:1

Medium parameters used: $f = 1720$ MHz; $\sigma = 1.407$ S/m; $\epsilon_r = 52.594$; $\rho = 1000$ kg/m³

Phantom section: Flat Section

Measurement Standard: DASYS (IEEE/IEC/ANSI C63.19-2007)

DASY5 Configuration

Probe: EX3DV4 - SN3917; ConvF(7.91, 7.91, 7.91); Calibrated: 2013/05/14;

Sensor-Surface: 2mm (Mechanical Surface Detection)

Electronics: DAE4 Sn1369; Calibrated: 2013/05/13

Phantom: ELI v5.0 SN1203; Type: QDOVA002AA; Serial: TP:1203

Measurement SW: DASYS2, Version 52.8 (7); SEMCAD X Version 14.6.10 (7164)

Area Scan (51x121x1): Interpolated grid: dx=1.500 mm, dy=1.500 mm

Maximum value of SAR (interpolated) = 1.38 W/kg

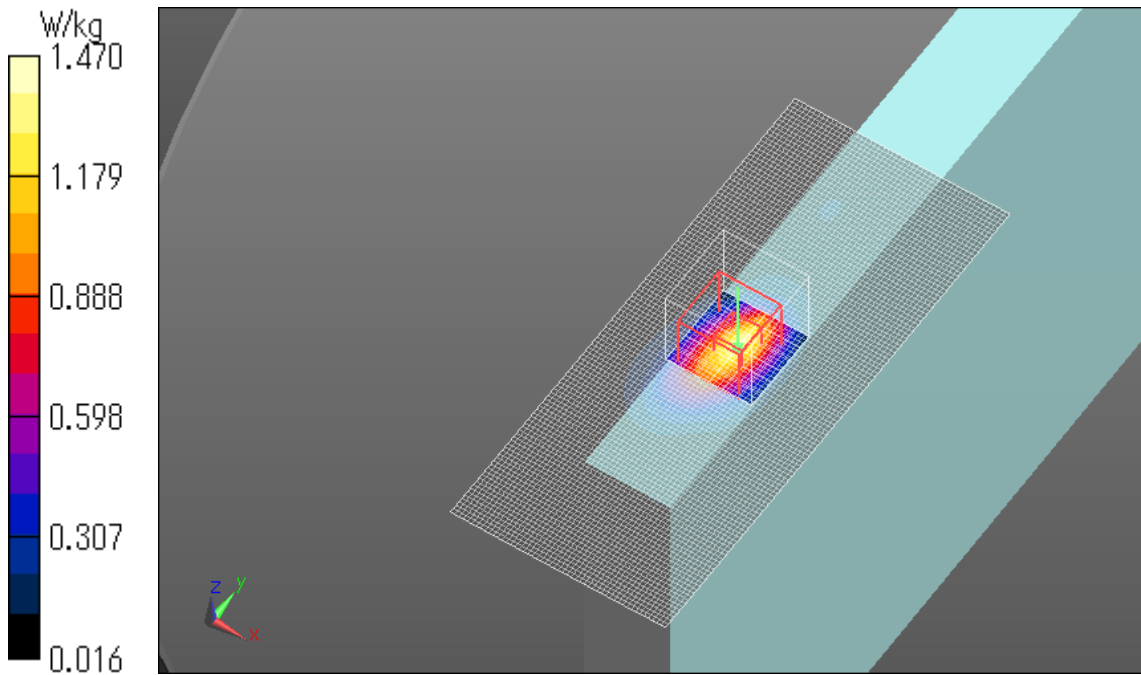
Zoom Scan (7x7x7)/Cube 0: Measurement grid: dx=5mm, dy=5mm, dz=5mm

Reference Value = 32.127 V/m; Power Drift = -0.07 dB

Peak SAR (extrapolated) = 1.95 W/kg

SAR(1 g) = 0.940 W/kg; SAR(10 g) = 0.467 W/kg

Maximum value of SAR (measured) = 1.47 W/kg

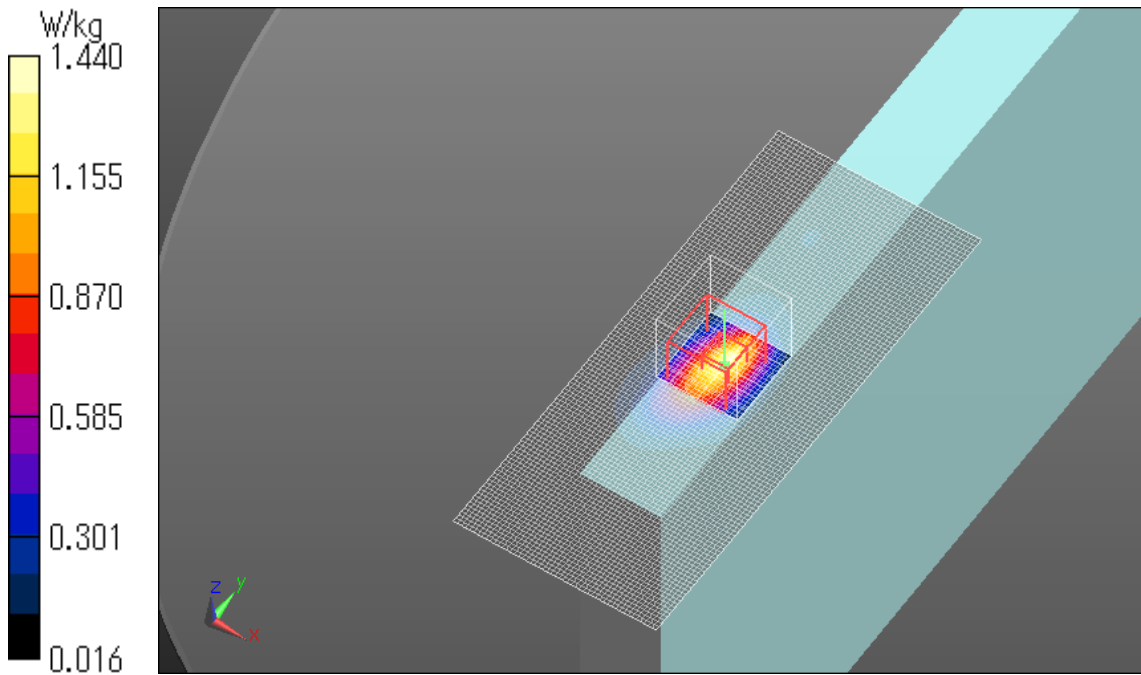


LTE Band IV Main Ant edge1 0mm 1RB Reduced power 1732.5MHz

Communication System: UID 0, Generic LTE (0); Communication System Band: Band 4, E-UTRA/FDD (1710.0 - 1755.0 MHz); Frequency: 1732.5 MHz; Duty Cycle: 1:1
Medium parameters used (interpolated): $f = 1732.5$ MHz; $\sigma = 1.421$ S/m; $\epsilon_r = 52.549$; $\rho = 1000$ kg/m³
Phantom section: Flat Section
Measurement Standard: DASY5 (IEEE/IEC/ANSI C63.19-2007)
DASY5 Configuration
Probe: EX3DV4 - SN3917; ConvF(7.91, 7.91, 7.91); Calibrated: 2013/05/14;
Sensor-Surface: 2mm (Mechanical Surface Detection)
Electronics: DAE4 Sn1369; Calibrated: 2013/05/13
Phantom: ELI v5.0 SN1203; Type: QDOVA002AA; Serial: TP:1203
Measurement SW: DASY52, Version 52.8 (7); SEMCAD X Version 14.6.10 (7164)

Area Scan (51x121x1): Interpolated grid: dx=1.500 mm, dy=1.500 mm
Maximum value of SAR (interpolated) = 1.32 W/kg

Zoom Scan (7x7x7)/Cube 0: Measurement grid: dx=5mm, dy=5mm, dz=5mm
Reference Value = 31.238 V/m; Power Drift = -0.02 dB
Peak SAR (extrapolated) = 1.97 W/kg
SAR(1 g) = 0.921 W/kg; SAR(10 g) = 0.458 W/kg
Maximum value of SAR (measured) = 1.44 W/kg



LTE Band IV Main Ant edge1 0mm 50RB Reduced power 1720MHz

Communication System: UID 0, Generic LTE (0); Communication System Band: Band 4, E-UTRA/FDD (1710.0 - 1755.0 MHz); Frequency: 1720 MHz; Duty Cycle: 1:1

Medium parameters used: $f = 1720$ MHz; $\sigma = 1.407$ S/m; $\epsilon_r = 52.594$; $\rho = 1000$ kg/m³

Phantom section: Flat Section

Measurement Standard: DASYS (IEEE/IEC/ANSI C63.19-2007)

DASY5 Configuration

Probe: EX3DV4 - SN3917; ConvF(7.91, 7.91, 7.91); Calibrated: 2013/05/14;

Sensor-Surface: 2mm (Mechanical Surface Detection)

Electronics: DAE4 Sn1369; Calibrated: 2013/05/13

Phantom: ELI v5.0 SN1203; Type: QDOVA002AA; Serial: TP:1203

Measurement SW: DASYS2, Version 52.8 (7); SEMCAD X Version 14.6.10 (7164)

Area Scan (51x121x1): Interpolated grid: dx=1.500 mm, dy=1.500 mm

Maximum value of SAR (interpolated) = 1.46 W/kg

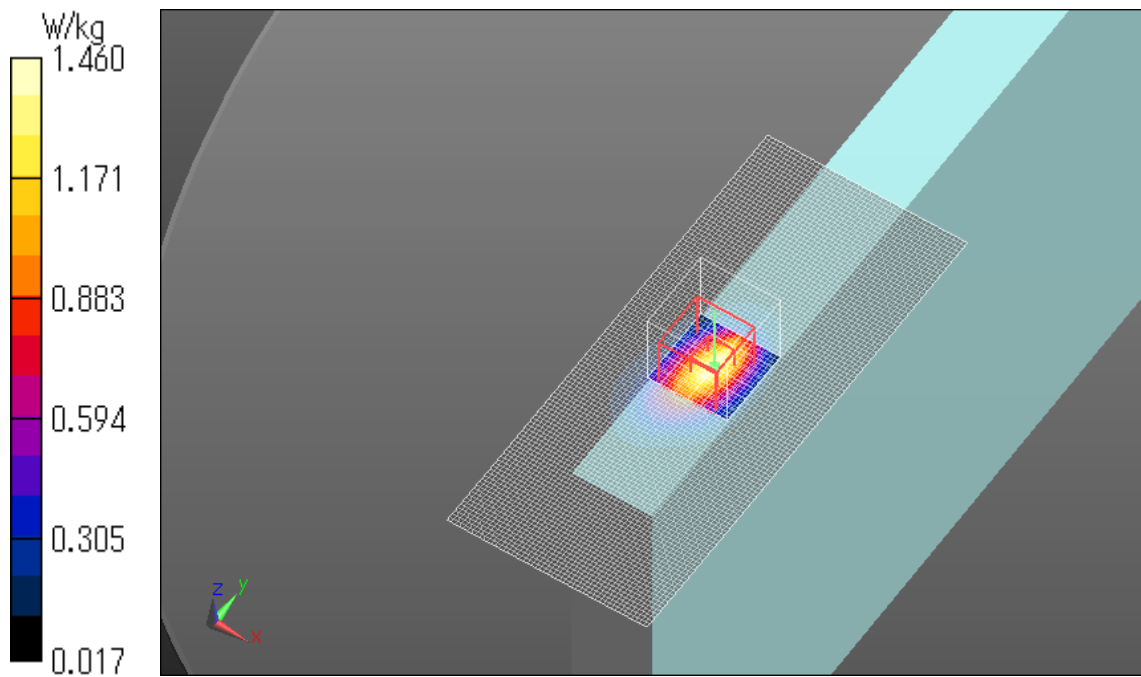
Zoom Scan (7x7x7)/Cube 0: Measurement grid: dx=5mm, dy=5mm, dz=5mm

Reference Value = 32.734 V/m; Power Drift = -0.04 dB

Peak SAR (extrapolated) = 1.92 W/kg

SAR(1 g) = 0.980 W/kg; SAR(10 g) = 0.487 W/kg

Maximum value of SAR (measured) = 1.46 W/kg



LTE Band IV Main Ant edge1 0mm 50RB Reduced power 1720MHz

Communication System: UID 0, Generic LTE (0); Communication System Band: Band 4, E-UTRA/FDD (1710.0 - 1755.0 MHz); Frequency: 1720 MHz; Duty Cycle: 1:1

Medium parameters used: $f = 1720$ MHz; $\sigma = 1.407$ S/m; $\epsilon_r = 52.594$; $\rho = 1000$ kg/m³

Phantom section: Flat Section

Measurement Standard: DASYS (IEEE/IEC/ANSI C63.19-2007)

DASY5 Configuration

Probe: EX3DV4 - SN3917; ConvF(7.91, 7.91, 7.91); Calibrated: 2013/05/14;

Sensor-Surface: 2mm (Mechanical Surface Detection)

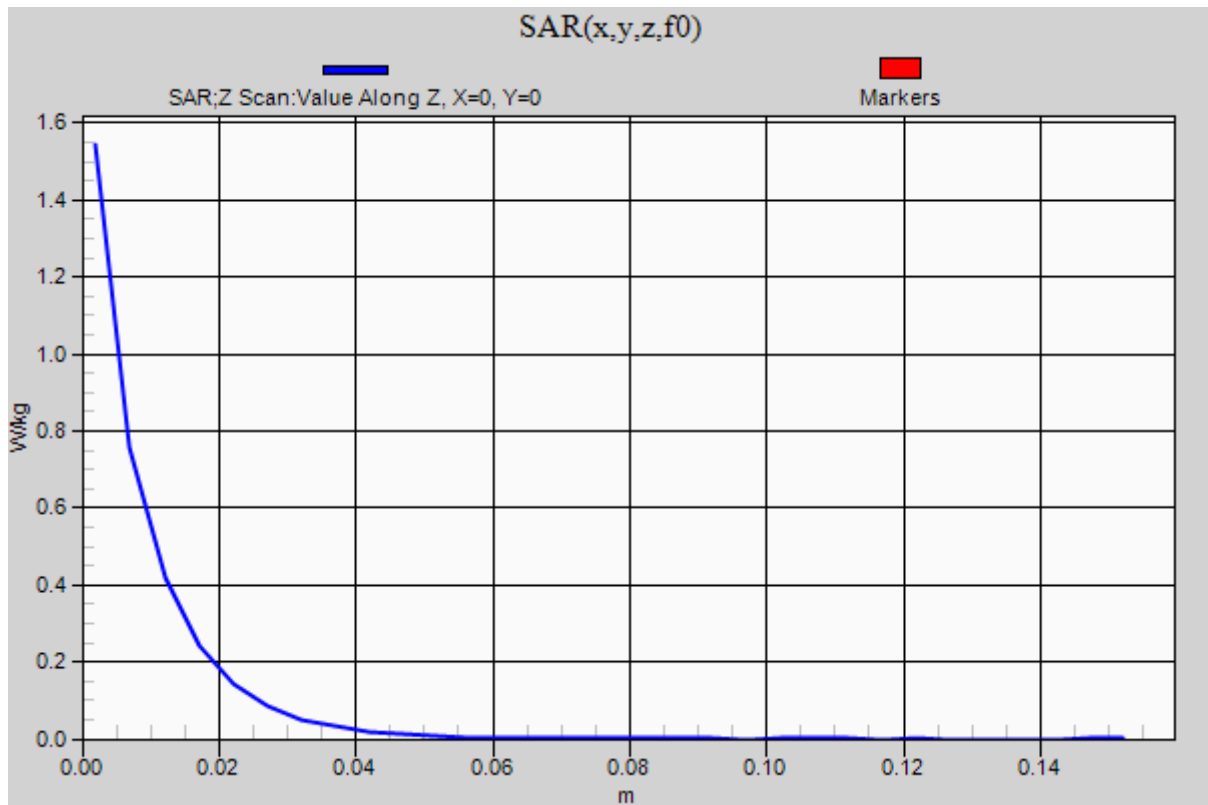
Electronics: DAE4 Sn1369; Calibrated: 2013/05/13

Phantom: ELI v5.0 SN1203; Type: QDOVA002AA; Serial: TP:1203

Measurement SW: DASYS2, Version 52.8 (7); SEMCAD X Version 14.6.10 (7164)

Z Scan (1x1x31): Measurement grid: dx=20mm, dy=20mm, dz=5mm

Maximum value of SAR (measured) = 1.54 W/kg



LTE Band IV Main Ant edge1 0mm 50RB Reduced power 1732.5MHz

Communication System: UID 0, Generic LTE (0); Communication System Band: Band 4, E-UTRA/FDD (1710.0 - 1755.0 MHz); Frequency: 1732.5 MHz; Duty Cycle: 1:1

Medium parameters used (interpolated): $f = 1732.5$ MHz; $\sigma = 1.421$ S/m; $\epsilon_r = 52.549$; $\rho = 1000$ kg/m³

Phantom section: Flat Section

Measurement Standard: DASYS5 (IEEE/IEC/ANSI C63.19-2007)

DASY5 Configuration

Probe: EX3DV4 - SN3917; ConvF(7.91, 7.91, 7.91); Calibrated: 2013/05/14;

Sensor-Surface: 2mm (Mechanical Surface Detection)

Electronics: DAE4 Sn1369; Calibrated: 2013/05/13

Phantom: ELI v5.0 SN1203; Type: QDOVA002AA; Serial: TP:1203

Measurement SW: DASYS2, Version 52.8 (7); SEMCAD X Version 14.6.10 (7164)

Area Scan (51x121x1): Interpolated grid: dx=1.500 mm, dy=1.500 mm

Maximum value of SAR (interpolated) = 1.32 W/kg

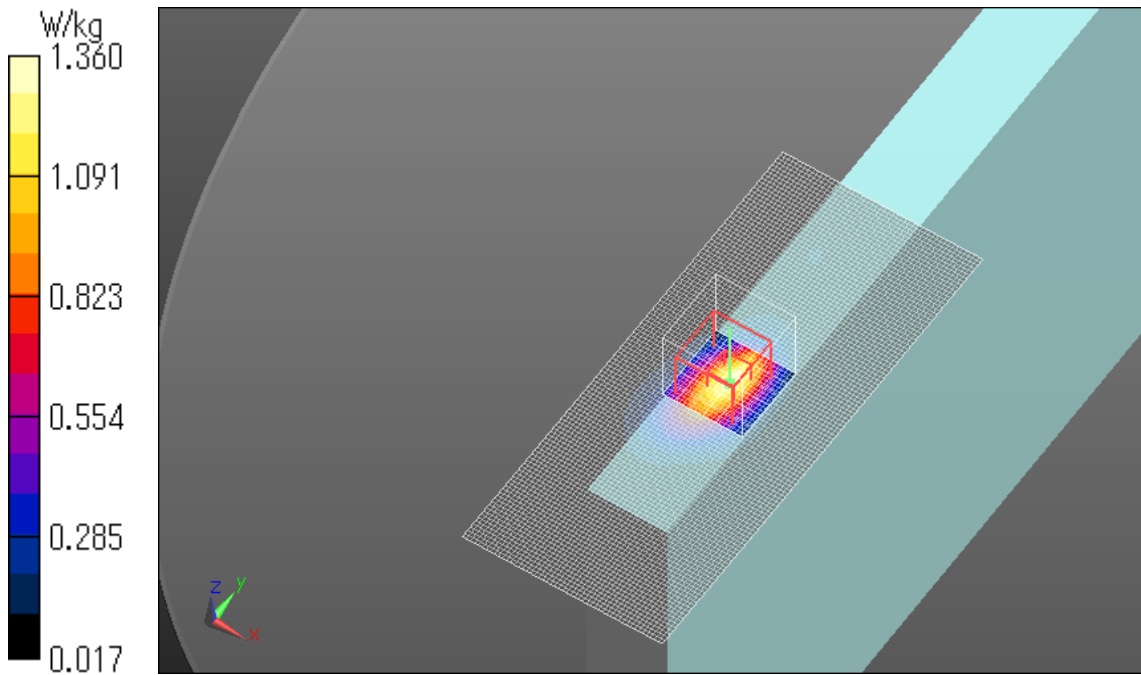
Zoom Scan (7x7x7)/Cube 0: Measurement grid: dx=5mm, dy=5mm, dz=5mm

Reference Value = 31.395 V/m; Power Drift = 0.03 dB

Peak SAR (extrapolated) = 1.81 W/kg

SAR(1 g) = 0.910 W/kg; SAR(10 g) = 0.457 W/kg

Maximum value of SAR (measured) = 1.36 W/kg



LTE Band IV Main Ant edge1 0mm 50RB Reduced power 1745MHz

Communication System: UID 0, Generic LTE (0); Communication System Band: Band 4, E-UTRA/FDD (1710.0 - 1755.0 MHz); Frequency: 1745 MHz; Duty Cycle: 1:1

Medium parameters used: $f = 1745$ MHz; $\sigma = 1.433$ S/m; $\epsilon_r = 52.512$; $\rho = 1000$ kg/m³

Phantom section: Flat Section

Measurement Standard: DASYS5 (IEEE/IEC/ANSI C63.19-2007)

DASY5 Configuration

Probe: EX3DV4 - SN3917; ConvF(7.91, 7.91, 7.91); Calibrated: 2013/05/14;

Sensor-Surface: 2mm (Mechanical Surface Detection)

Electronics: DAE4 Sn1369; Calibrated: 2013/05/13

Phantom: ELI v5.0 SN1203; Type: QDOVA002AA; Serial: TP:1203

Measurement SW: DASYS2, Version 52.8 (7); SEMCAD X Version 14.6.10 (7164)

Area Scan (51x121x1): Interpolated grid: dx=1.500 mm, dy=1.500 mm

Maximum value of SAR (interpolated) = 1.29 W/kg

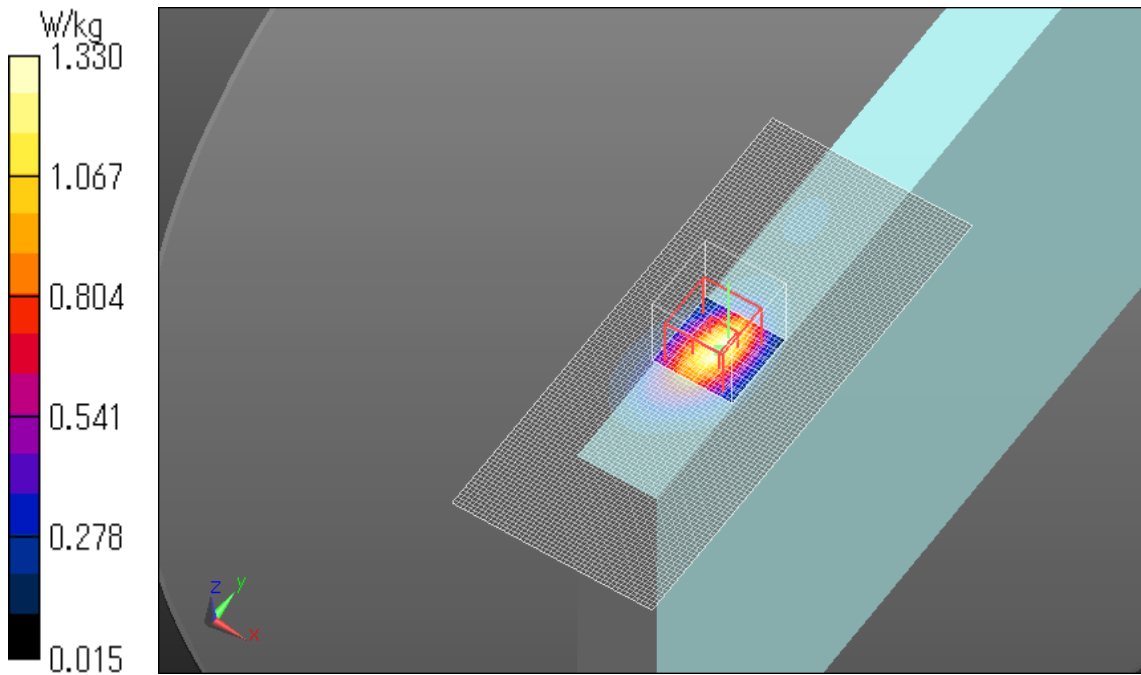
Zoom Scan (7x7x7)/Cube 0: Measurement grid: dx=5mm, dy=5mm, dz=5mm

Reference Value = 30.807 V/m; Power Drift = -0.01 dB

Peak SAR (extrapolated) = 1.79 W/kg

SAR(1 g) = 0.892 W/kg; SAR(10 g) = 0.449 W/kg

Maximum value of SAR (measured) = 1.33 W/kg



LTE Band IV Main Ant edge1 0mm 100RB Reduced power 1745MHz

Communication System: UID 0, Generic LTE (0); Communication System Band: Band 4, E-UTRA/FDD (1710.0 - 1755.0 MHz); Frequency: 1745 MHz; Duty Cycle: 1:1

Medium parameters used: $f = 1745$ MHz; $\sigma = 1.433$ S/m; $\epsilon_r = 52.512$; $\rho = 1000$ kg/m³

Phantom section: Flat Section

Measurement Standard: DASYS (IEEE/IEC/ANSI C63.19-2007)

DASY5 Configuration

Probe: EX3DV4 - SN3917; ConvF(7.91, 7.91, 7.91); Calibrated: 2013/05/14;

Sensor-Surface: 2mm (Mechanical Surface Detection)

Electronics: DAE4 Sn1369; Calibrated: 2013/05/13

Phantom: ELI v5.0 SN1203; Type: QDOVA002AA; Serial: TP:1203

Measurement SW: DASYS2, Version 52.8 (7); SEMCAD X Version 14.6.10 (7164)

Area Scan (51x121x1): Interpolated grid: dx=1.500 mm, dy=1.500 mm

Maximum value of SAR (interpolated) = 1.32 W/kg

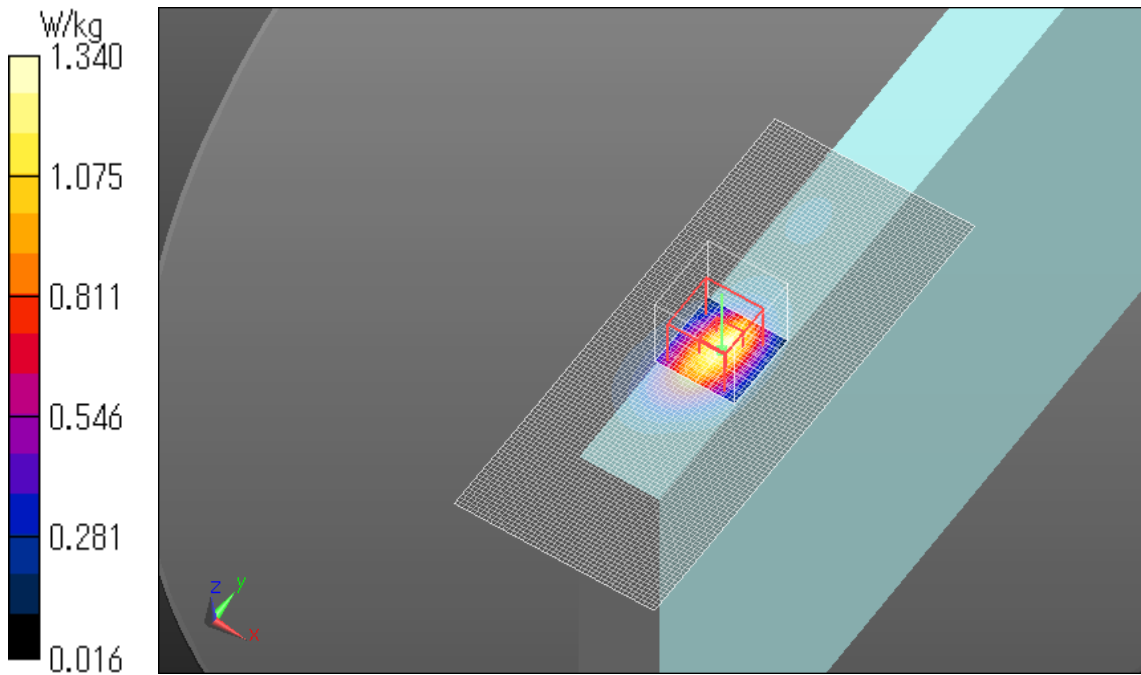
Zoom Scan (7x7x7)/Cube 0: Measurement grid: dx=5mm, dy=5mm, dz=5mm

Reference Value = 31.191 V/m; Power Drift = -0.04 dB

Peak SAR (extrapolated) = 1.77 W/kg

SAR(1 g) = 0.899 W/kg; SAR(10 g) = 0.454 W/kg

Maximum value of SAR (measured) = 1.34 W/kg



LTE Band IV Main Ant rear 13mm 1RB Full power 1720MHz

Communication System: UID 0, Generic LTE (0); Communication System Band: Band 4, E-UTRA/FDD (1710.0 - 1755.0 MHz); Frequency: 1720 MHz; Duty Cycle: 1:1

Medium parameters used (extrapolated): $f = 1720$ MHz; $\sigma = 1.457$ S/m; $\epsilon_r = 54.554$; $\rho = 1000$ kg/m³

Phantom section: Flat Section

Measurement Standard: DASY5 (IEEE/IEC/ANSI C63.19-2007)

DASY5 Configuration

Probe: EX3DV4 - SN3917; ConvF(7.91, 7.91, 7.91); Calibrated: 2013/05/14;

Sensor-Surface: 2mm (Mechanical Surface Detection)

Electronics: DAE4 Sn1369; Calibrated: 2013/05/13

Phantom: ELI v5.0 SN1203; Type: QDOVA002AA; Serial: TP:1203

Measurement SW: DASY52, Version 52.8 (7); SEMCAD X Version 14.6.10 (7164)

Area Scan (61x101x1): Interpolated grid: dx=1.500 mm, dy=1.500 mm

Maximum value of SAR (interpolated) = 0.259 W/kg

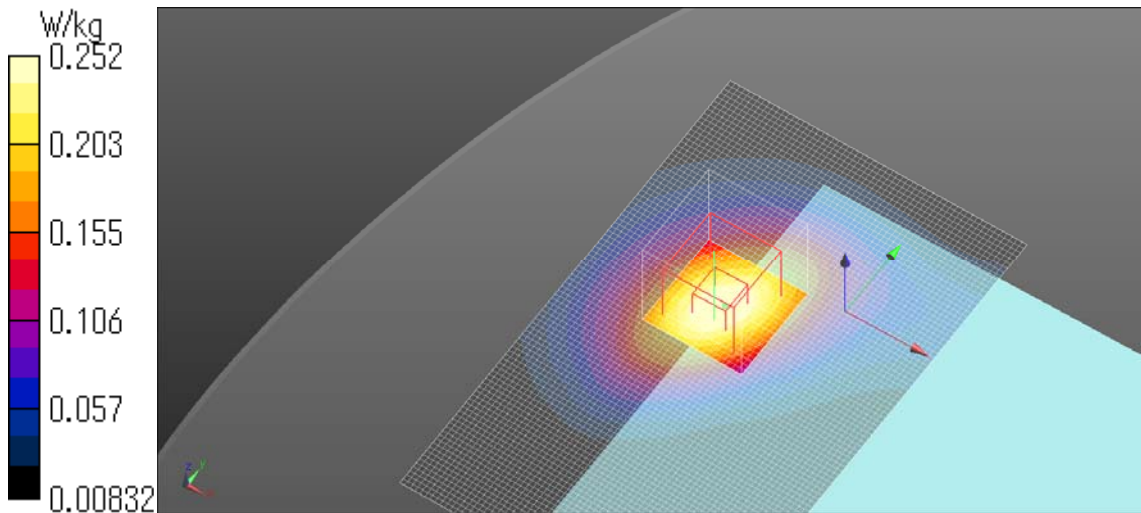
Zoom Scan (7x7x7)/Cube 0: Measurement grid: dx=5mm, dy=5mm, dz=5mm

Reference Value = 13.351 V/m; Power Drift = -0.02 dB

Peak SAR (extrapolated) = 0.307 W/kg

SAR(1 g) = 0.197 W/kg; SAR(10 g) = 0.123 W/kg

Maximum value of SAR (measured) = 0.252 W/kg



LTE Band IV Main Ant rear 13mm 50RB Full power 1720MHz

Communication System: UID 0, Generic LTE (0); Communication System Band: Band 4, E-UTRA/FDD (1710.0 - 1755.0 MHz); Frequency: 1720 MHz; Duty Cycle: 1:1

Medium parameters used (extrapolated): $f = 1720$ MHz; $\sigma = 1.457$ S/m; $\epsilon_r = 54.554$; $\rho = 1000$ kg/m³

Phantom section: Flat Section

Measurement Standard: DASY5 (IEEE/IEC/ANSI C63.19-2007)

DASY5 Configuration

Probe: EX3DV4 - SN3917; ConvF(7.91, 7.91, 7.91); Calibrated: 2013/05/14;

Sensor-Surface: 2mm (Mechanical Surface Detection)

Electronics: DAE4 Sn1369; Calibrated: 2013/05/13

Phantom: ELI v5.0 SN1203; Type: QDOVA002AA; Serial: TP:1203

Measurement SW: DASY52, Version 52.8 (7); SEMCAD X Version 14.6.10 (7164)

Area Scan (61x101x1): Interpolated grid: dx=1.500 mm, dy=1.500 mm

Maximum value of SAR (interpolated) = 0.195 W/kg

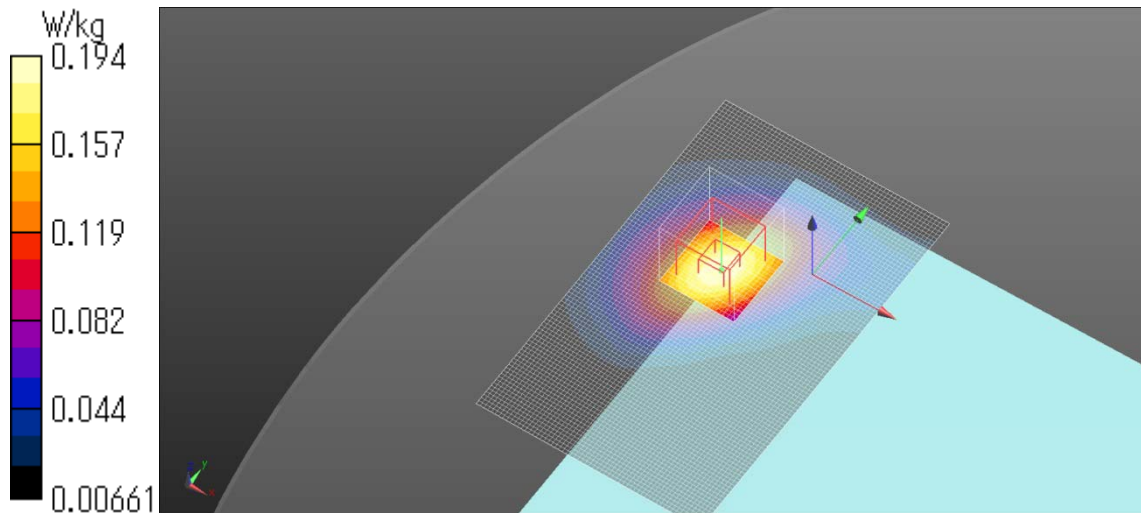
Zoom Scan (7x7x7)/Cube 0: Measurement grid: dx=5mm, dy=5mm, dz=5mm

Reference Value = 11.721 V/m; Power Drift = 0.08 dB

Peak SAR (extrapolated) = 0.232 W/kg

SAR(1 g) = 0.150 W/kg; SAR(10 g) = 0.094 W/kg

Maximum value of SAR (measured) = 0.194 W/kg



LTE Band IV Main Ant edge1 21mm 1RB Full power 1720MHz

Communication System: UID 0, Generic LTE (0); Communication System Band: Band 4, E-UTRA/FDD (1710.0 - 1755.0 MHz); Frequency: 1720 MHz; Duty Cycle: 1:1

Medium parameters used (extrapolated): $f = 1720$ MHz; $\sigma = 1.457$ S/m; $\epsilon_r = 54.554$; $\rho = 1000$ kg/m³

Phantom section: Flat Section

Measurement Standard: DASYS5 (IEEE/IEC/ANSI C63.19-2007)

DASY5 Configuration

Probe: EX3DV4 - SN3917; ConvF(7.91, 7.91, 7.91); Calibrated: 2013/05/14;

Sensor-Surface: 2mm (Mechanical Surface Detection)

Electronics: DAE4 Sn1369; Calibrated: 2013/05/13

Phantom: ELI v5.0 SN1203; Type: QDOVA002AA; Serial: TP:1203

Measurement SW: DASYS2, Version 52.8 (7); SEMCAD X Version 14.6.10 (7164)

Area Scan (61x101x1): Interpolated grid: dx=1.500 mm, dy=1.500 mm

Maximum value of SAR (interpolated) = 0.403 W/kg

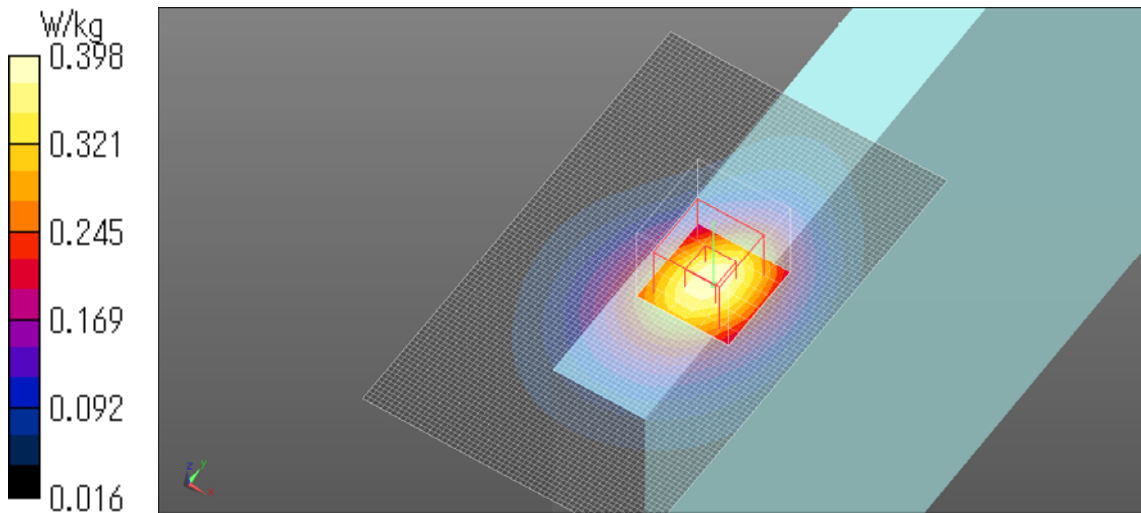
Zoom Scan (7x7x7)/Cube 0: Measurement grid: dx=5mm, dy=5mm, dz=5mm

Reference Value = 16.858 V/m; Power Drift = -0.01 dB

Peak SAR (extrapolated) = 0.477 W/kg

SAR(1 g) = 0.308 W/kg; SAR(10 g) = 0.192 W/kg

Maximum value of SAR (measured) = 0.398 W/kg



LTE Band IV Main Ant edge1 21mm 50RB Full power 1720MHz

Communication System: UID 0, Generic LTE (0); Communication System Band: Band 4, E-UTRA/FDD (1710.0 - 1755.0 MHz); Frequency: 1720 MHz; Duty Cycle: 1:1

Medium parameters used (extrapolated): $f = 1720$ MHz; $\sigma = 1.457$ S/m; $\epsilon_r = 54.554$; $\rho = 1000$ kg/m³

Phantom section: Flat Section

Measurement Standard: DASYS5 (IEEE/IEC/ANSI C63.19-2007)

DASY5 Configuration

Probe: EX3DV4 - SN3917; ConvF(7.91, 7.91, 7.91); Calibrated: 2013/05/14;

Sensor-Surface: 2mm (Mechanical Surface Detection)

Electronics: DAE4 Sn1369; Calibrated: 2013/05/13

Phantom: ELI v5.0 SN1203; Type: QDOVA002AA; Serial: TP:1203

Measurement SW: DASYS2, Version 52.8 (7); SEMCAD X Version 14.6.10 (7164)

Area Scan (61x101x1): Interpolated grid: dx=1.500 mm, dy=1.500 mm

Maximum value of SAR (interpolated) = 0.316 W/kg

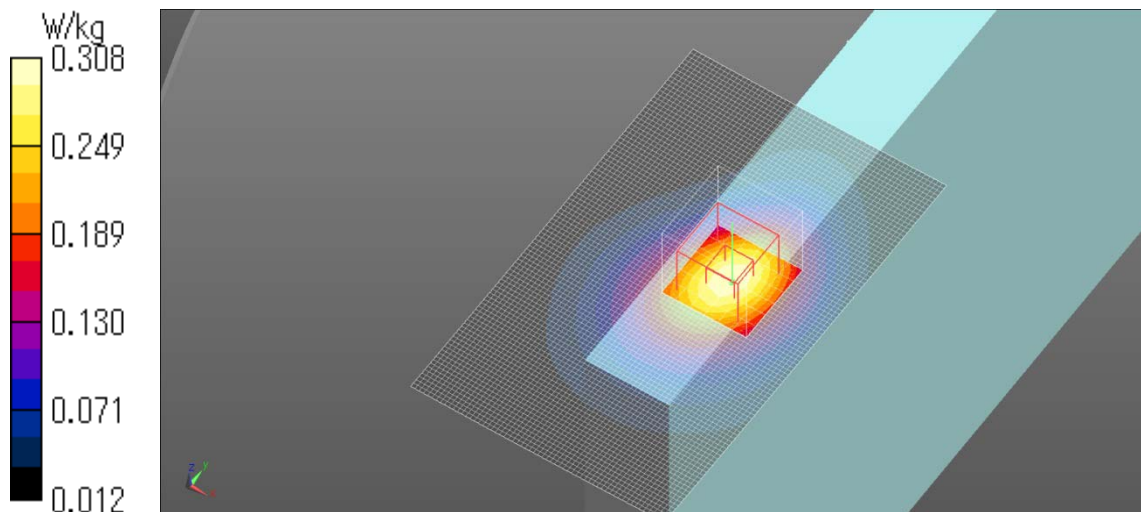
Zoom Scan (7x7x7)/Cube 0: Measurement grid: dx=5mm, dy=5mm, dz=5mm

Reference Value = 14.783 V/m; Power Drift = -0.02 dB

Peak SAR (extrapolated) = 0.367 W/kg

SAR(1 g) = 0.238 W/kg; SAR(10 g) = 0.148 W/kg

Maximum value of SAR (measured) = 0.308 W/kg



LTE Band IV Main Ant edge4 0mm 1RB Full power 1720MHz

Communication System: UID 0, Generic LTE (0); Communication System Band: Band 4, E-UTRA/FDD (1710.0 - 1755.0 MHz); Frequency: 1720 MHz; Duty Cycle: 1:1

Medium parameters used (extrapolated): $f = 1720$ MHz; $\sigma = 1.457$ S/m; $\epsilon_r = 54.554$; $\rho = 1000$ kg/m³

Phantom section: Flat Section

Measurement Standard: DASY5 (IEEE/IEC/ANSI C63.19-2007)

DASY5 Configuration

Probe: EX3DV4 - SN3917; ConvF(7.91, 7.91, 7.91); Calibrated: 2013/05/14;

Sensor-Surface: 2mm (Mechanical Surface Detection)

Electronics: DAE4 Sn1369; Calibrated: 2013/05/13

Phantom: ELI v5.0 SN1203; Type: QDOVA002AA; Serial: TP:1203

Measurement SW: DASY52, Version 52.8 (7); SEMCAD X Version 14.6.10 (7164)

Area Scan (61x101x1): Interpolated grid: dx=1.500 mm, dy=1.500 mm

Maximum value of SAR (interpolated) = 0.192 W/kg

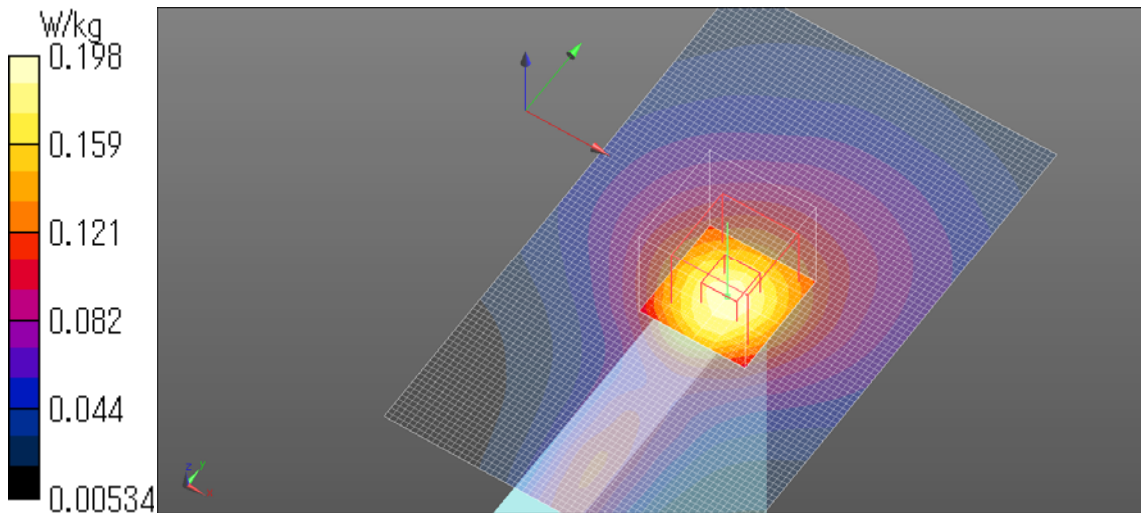
Zoom Scan (7x7x7)/Cube 0: Measurement grid: dx=5mm, dy=5mm, dz=5mm

Reference Value = 11.832 V/m; Power Drift = 0.04 dB

Peak SAR (extrapolated) = 0.239 W/kg

SAR(1 g) = 0.150 W/kg; SAR(10 g) = 0.091 W/kg

Maximum value of SAR (measured) = 0.198 W/kg



LTE Band IV Main Ant edge4 0mm 50RB Full power 1720MHz

Communication System: UID 0, Generic LTE (0); Communication System Band: Band 4, E-UTRA/FDD (1710.0 - 1755.0 MHz); Frequency: 1720 MHz; Duty Cycle: 1:1

Medium parameters used (extrapolated): $f = 1720$ MHz; $\sigma = 1.457$ S/m; $\epsilon_r = 54.554$; $\rho = 1000$ kg/m³

Phantom section: Flat Section

Measurement Standard: DASYS5 (IEEE/IEC/ANSI C63.19-2007)

DASY5 Configuration

Probe: EX3DV4 - SN3917; ConvF(7.91, 7.91, 7.91); Calibrated: 2013/05/14;

Sensor-Surface: 2mm (Mechanical Surface Detection)

Electronics: DAE4 Sn1369; Calibrated: 2013/05/13

Phantom: ELI v5.0 SN1203; Type: QDOVA002AA; Serial: TP:1203

Measurement SW: DASYS2, Version 52.8 (7); SEMCAD X Version 14.6.10 (7164)

Area Scan (61x101x1): Interpolated grid: dx=1.500 mm, dy=1.500 mm

Maximum value of SAR (interpolated) = 0.154 W/kg

Zoom Scan (7x7x7)/Cube 0: Measurement grid: dx=5mm, dy=5mm, dz=5mm

Reference Value = 10.331 V/m; Power Drift = 0.00 dB

Peak SAR (extrapolated) = 0.189 W/kg

SAR(1 g) = 0.116 W/kg; SAR(10 g) = 0.070 W/kg

Maximum value of SAR (measured) = 0.156 W/kg

