

14.10 SAR test plots for LTE Band 2

LTE Band II Main Ant rear 0mm 1RB Reduced power 1880MHz

Communication System: UID 0, Generic LTE (0); Communication System Band: Band 2, E-UTRA/FDD (1850.0 - 1910.0 MHz); Frequency: 1880 MHz; Duty Cycle: 1:1

Medium parameters used: $f = 1880$ MHz; $\sigma = 1.56$ S/m; $\epsilon_r = 51.572$; $\rho = 1000$ kg/m³

Phantom section: Flat Section

Measurement Standard: DASYS5 (IEEE/IEC/ANSI C63.19-2007)

DASY5 Configuration

Probe: EX3DV4 - SN3917; ConvF(7.62, 7.62, 7.62); Calibrated: 2013/05/14;

Sensor-Surface: 2mm (Mechanical Surface Detection)

Electronics: DAE4 Sn1369; Calibrated: 2013/05/13

Phantom: ELI v5.0 SN1203; Type: QDOVA002AA; Serial: TP:1203

Measurement SW: DASYS2, Version 52.8 (7); SEMCAD X Version 14.6.10 (7164)

Area Scan (61x101x1): Interpolated grid: $dx=1.500$ mm, $dy=1.500$ mm

Maximum value of SAR (interpolated) = 0.237 W/kg

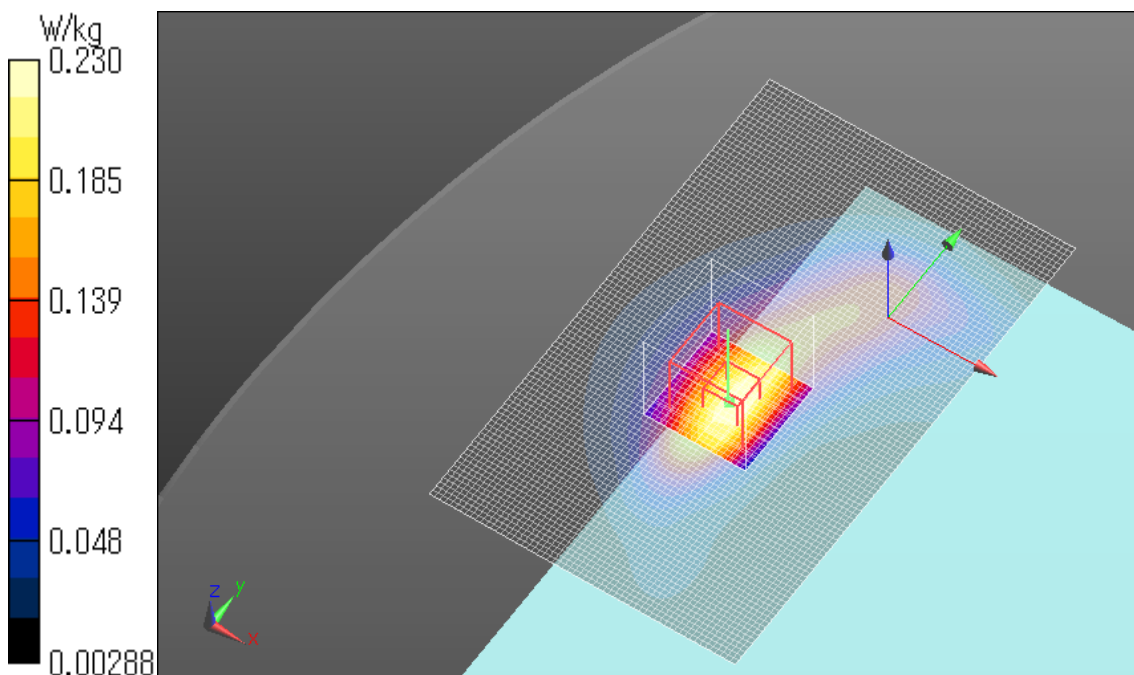
Zoom Scan (7x7x7)/Cube 0: Measurement grid: $dx=5$ mm, $dy=5$ mm, $dz=5$ mm

Reference Value = 12.513 V/m; Power Drift = -0.14 dB

Peak SAR (extrapolated) = 0.292 W/kg

SAR(1 g) = 0.171 W/kg; SAR(10 g) = 0.094 W/kg

Maximum value of SAR (measured) = 0.230 W/kg



LTE Band II Main Ant rear 0mm 50%RB Reduced power 1860MHz

Communication System: UID 0, Generic LTE (0); Communication System Band: Band 2, E-UTRA/FDD (1850.0 - 1910.0 MHz); Frequency: 1860 MHz; Duty Cycle: 1:1

Medium parameters used: $f = 1860$ MHz; $\sigma = 1.559$ S/m; $\epsilon_r = 50.933$; $\rho = 1000$ kg/m³

Phantom section: Flat Section

Measurement Standard: DASYS5 (IEEE/IEC/ANSI C63.19-2007)

DASY5 Configuration

Probe: EX3DV4 - SN3922; ConvF(7.76, 7.76, 7.76); Calibrated: 2013/06/04;

Sensor-Surface: 2mm (Mechanical Surface Detection)

Electronics: DAE4 Sn1372; Calibrated: 2013/06/03

Phantom: ELI v5.0 TP1207; Type: QDOVA001BB; Serial: TP:1207

Measurement SW: DASYS2, Version 52.8 (7); SEMCAD X Version 14.6.10 (7164)

Area Scan 2 (61x101x1): Interpolated grid: dx=1.500 mm, dy=1.500 mm

Maximum value of SAR (interpolated) = 0.351 W/kg

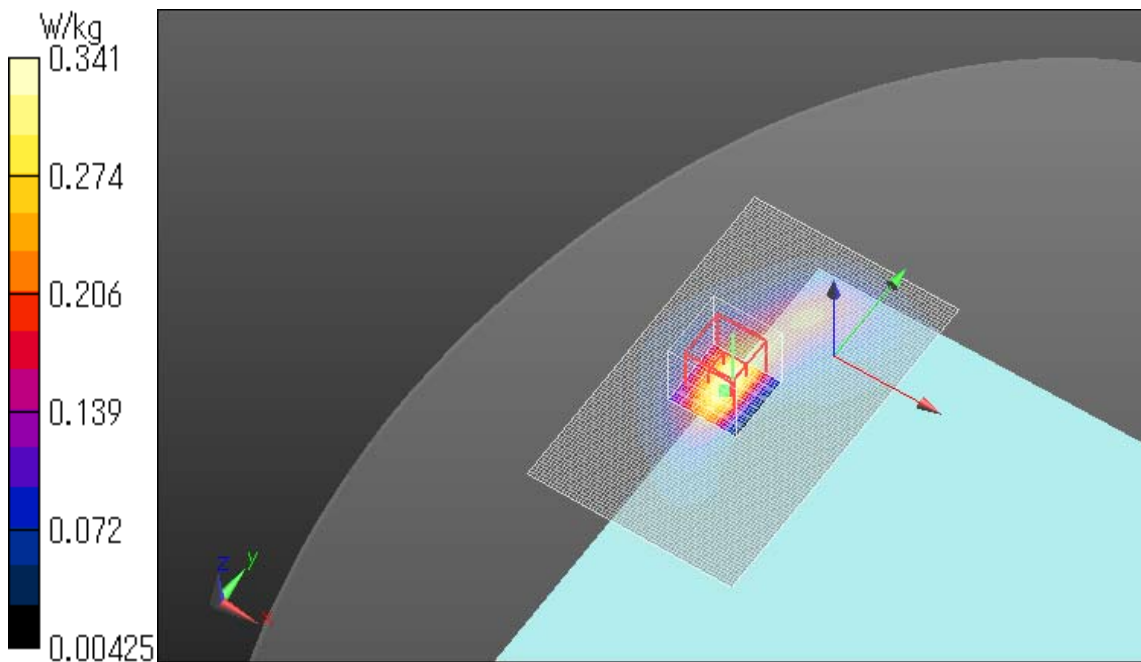
Zoom Scan (7x7x7)/Cube 0: Measurement grid: dx=5mm, dy=5mm, dz=5mm

Reference Value = 15.007 V/m; Power Drift = 0.02 dB

Peak SAR (extrapolated) = 0.423 W/kg

SAR(1 g) = 0.252 W/kg; SAR(10 g) = 0.139 W/kg

Maximum value of SAR (measured) = 0.341 W/kg



LTE Band II Main Ant edge1 0mm 1RB Reduced power 1880MHz

Communication System: UID 0, Generic LTE (0); Communication System Band: Band 2, E-UTRA/FDD (1850.0 - 1910.0 MHz); Frequency: 1880 MHz; Duty Cycle: 1:1

Medium parameters used: $f = 1880$ MHz; $\sigma = 1.56$ S/m; $\epsilon_r = 51.572$; $\rho = 1000$ kg/m³

Phantom section: Flat Section

Measurement Standard: DASYS (IEEE/IEC/ANSI C63.19-2007)

DASY5 Configuration

Probe: EX3DV4 - SN3917; ConvF(7.62, 7.62, 7.62); Calibrated: 2013/05/14;

Sensor-Surface: 2mm (Mechanical Surface Detection)

Electronics: DAE4 Sn1369; Calibrated: 2013/05/13

Phantom: ELI v5.0 SN1203; Type: QDOVA002AA; Serial: TP:1203

Measurement SW: DASYS2, Version 52.8 (7); SEMCAD X Version 14.6.10 (7164)

Area Scan (51x121x1): Interpolated grid: dx=1.500 mm, dy=1.500 mm

Maximum value of SAR (interpolated) = 1.38 W/kg

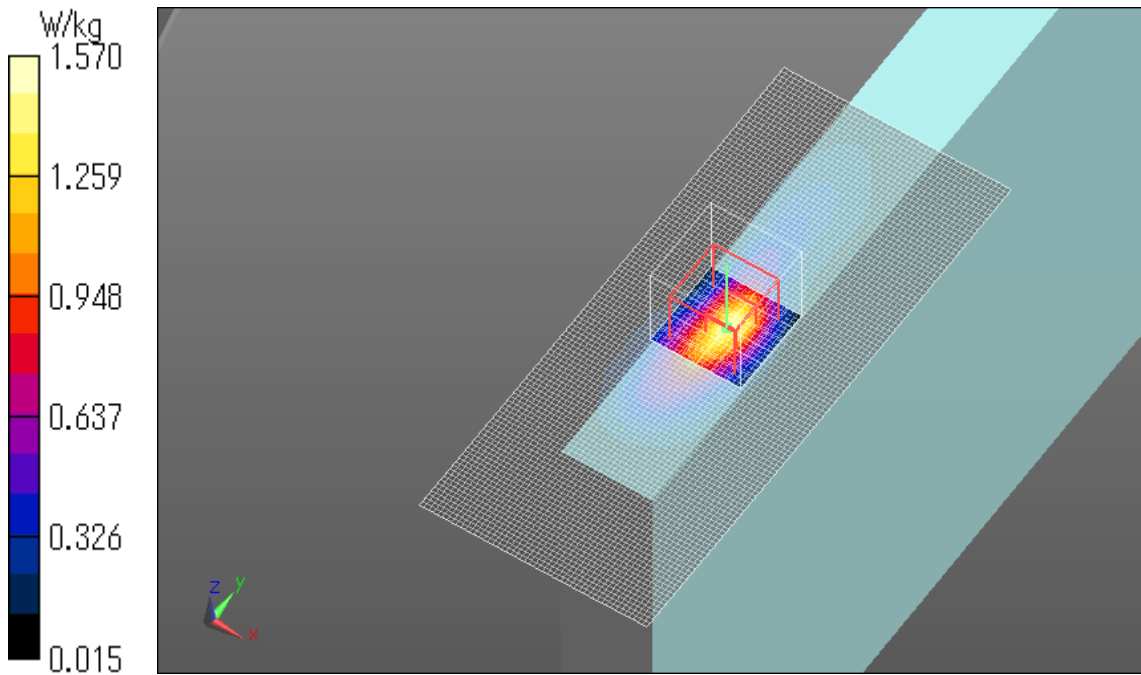
Zoom Scan (7x7x7)/Cube 0: Measurement grid: dx=5mm, dy=5mm, dz=5mm

Reference Value = 32.318 V/m; Power Drift = -0.09 dB

Peak SAR (extrapolated) = 2.17 W/kg

SAR(1 g) = 0.970 W/kg; SAR(10 g) = 0.450 W/kg

Maximum value of SAR (measured) = 1.57 W/kg



LTE Band II Main Ant edge1 0mm 1RB Reduced power 1880MHz

Communication System: UID 0, Generic LTE (0); Communication System Band: Band 2, E-UTRA/FDD (1850.0 - 1910.0 MHz); Frequency: 1880 MHz; Duty Cycle: 1:1

Medium parameters used: $f = 1880$ MHz; $\sigma = 1.56$ S/m; $\epsilon_r = 51.572$; $\rho = 1000$ kg/m³

Phantom section: Flat Section

Measurement Standard: DASYS (IEEE/IEC/ANSI C63.19-2007)

DASY5 Configuration

Probe: EX3DV4 - SN3917; ConvF(7.62, 7.62, 7.62); Calibrated: 2013/05/14;

Sensor-Surface: 2mm (Mechanical Surface Detection)

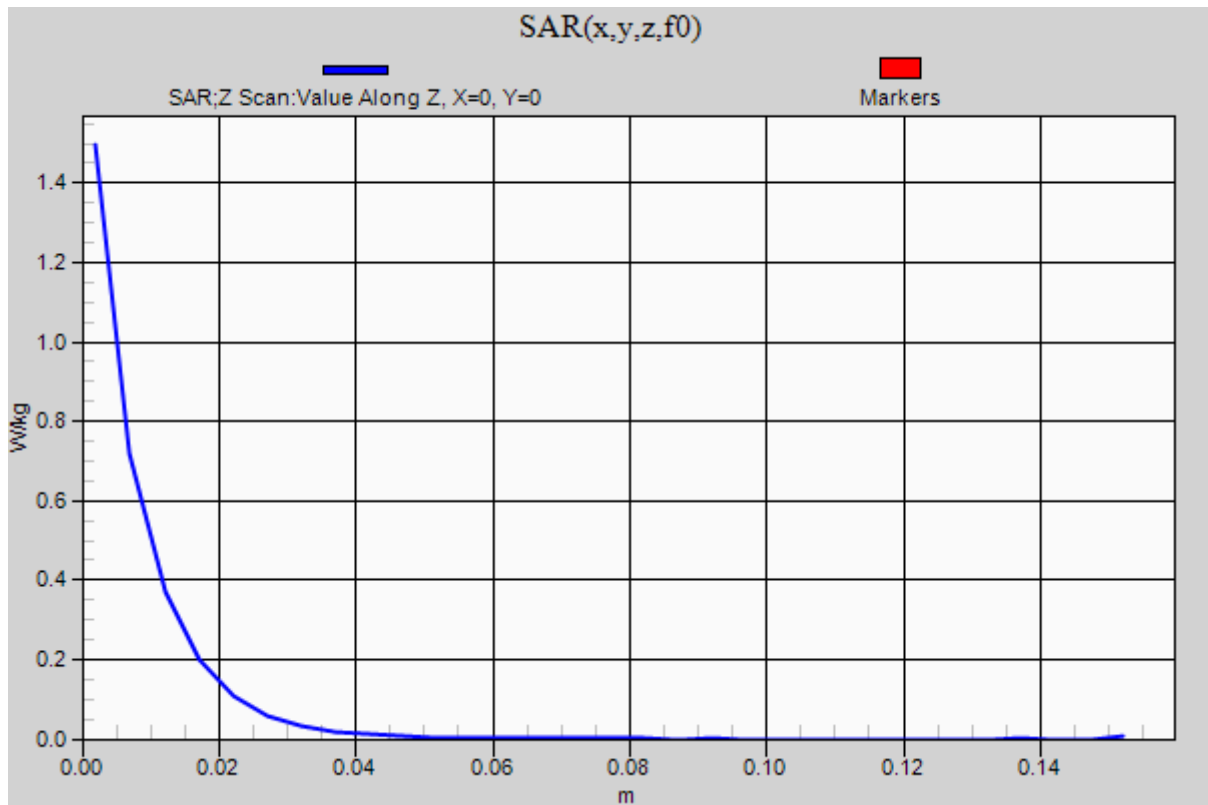
Electronics: DAE4 Sn1369; Calibrated: 2013/05/13

Phantom: ELI v5.0 SN1203; Type: QDOVA002AA; Serial: TP:1203

Measurement SW: DASYS2, Version 52.8 (7); SEMCAD X Version 14.6.10 (7164)

Z Scan (1x1x31): Measurement grid: dx=20mm, dy=20mm, dz=5mm

Maximum value of SAR (measured) = 1.50 W/kg



LTE Band II Main Ant edge1 0mm 1RB Reduced power 1860MHz

Communication System: UID 0, Generic LTE (0); Communication System Band: Band 2, E-UTRA/FDD (1850.0 - 1910.0 MHz); Frequency: 1860 MHz; Duty Cycle: 1:1

Medium parameters used: $f = 1860$ MHz; $\sigma = 1.539$ S/m; $\epsilon_r = 51.657$; $\rho = 1000$ kg/m³

Phantom section: Flat Section

Measurement Standard: DASYS5 (IEEE/IEC/ANSI C63.19-2007)

DASY5 Configuration

Probe: EX3DV4 - SN3917; ConvF(7.62, 7.62, 7.62); Calibrated: 2013/05/14;

Sensor-Surface: 2mm (Mechanical Surface Detection)

Electronics: DAE4 Sn1369; Calibrated: 2013/05/13

Phantom: ELI v5.0 SN1203; Type: QDOVA002AA; Serial: TP:1203

Measurement SW: DASYS2, Version 52.8 (7); SEMCAD X Version 14.6.10 (7164)

Area Scan (51x121x1): Interpolated grid: dx=1.500 mm, dy=1.500 mm

Maximum value of SAR (interpolated) = 1.37 W/kg

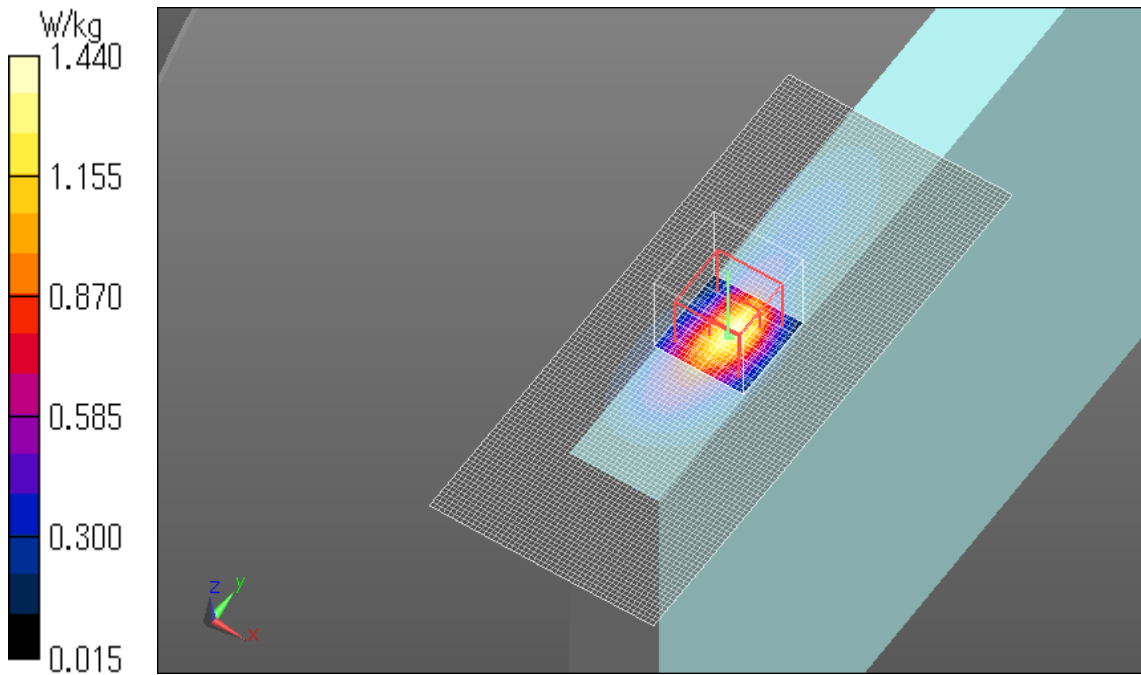
Zoom Scan (7x7x7)/Cube 0: Measurement grid: dx=5mm, dy=5mm, dz=5mm

Reference Value = 31.225 V/m; Power Drift = -0.11 dB

Peak SAR (extrapolated) = 1.99 W/kg

SAR(1 g) = 0.931 W/kg; SAR(10 g) = 0.436 W/kg

Maximum value of SAR (measured) = 1.44 W/kg



LTE Band II Main Ant edge1 0mm 1RB Reduced power 1900MHz

Communication System: UID 0, Generic LTE (0); Communication System Band: Band 2, E-UTRA/FDD (1850.0 - 1910.0 MHz); Frequency: 1900 MHz; Duty Cycle: 1:1

Medium parameters used: $f = 1900$ MHz; $\sigma = 1.581$ S/m; $\epsilon_r = 51.496$; $\rho = 1000$ kg/m³

Phantom section: Flat Section

Measurement Standard: DASYS (IEEE/IEC/ANSI C63.19-2007)

DASY5 Configuration

Probe: EX3DV4 - SN3917; ConvF(7.62, 7.62, 7.62); Calibrated: 2013/05/14;

Sensor-Surface: 2mm (Mechanical Surface Detection)

Electronics: DAE4 Sn1369; Calibrated: 2013/05/13

Phantom: ELI v5.0 SN1203; Type: QDOVA002AA; Serial: TP:1203

Measurement SW: DASYS2, Version 52.8 (7); SEMCAD X Version 14.6.10 (7164)

Area Scan (51x121x1): Interpolated grid: dx=1.500 mm, dy=1.500 mm

Maximum value of SAR (interpolated) = 1.39 W/kg

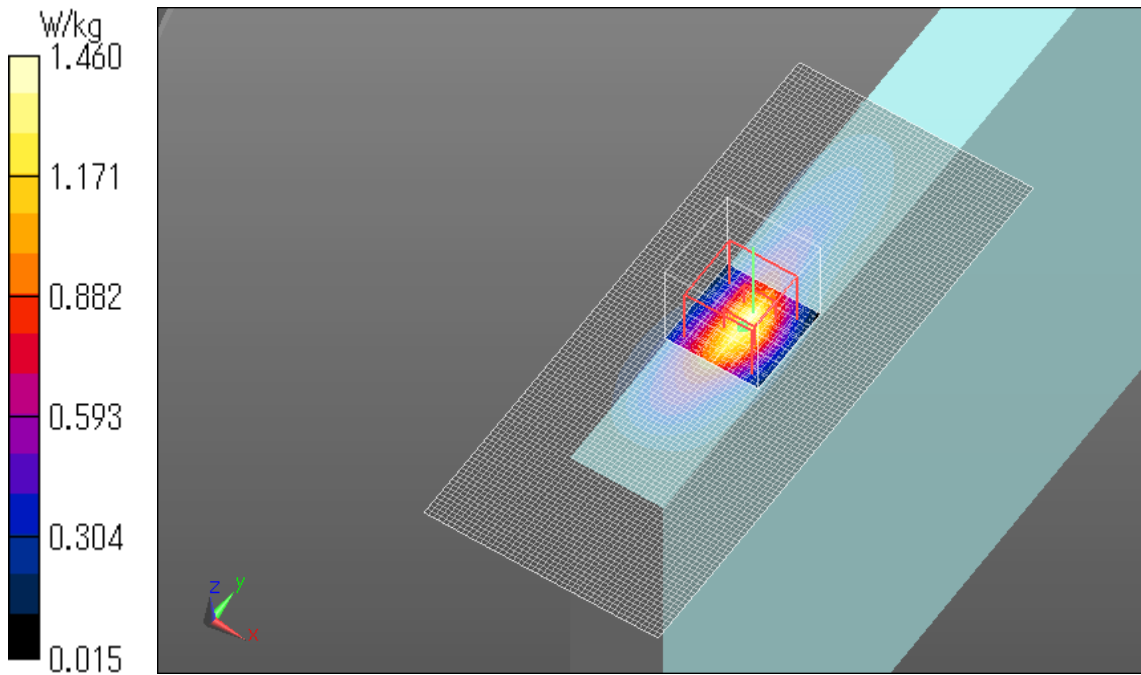
Zoom Scan (7x7x7)/Cube 0: Measurement grid: dx=5mm, dy=5mm, dz=5mm

Reference Value = 31.629 V/m; Power Drift = -0.04 dB

Peak SAR (extrapolated) = 1.98 W/kg

SAR(1 g) = 0.929 W/kg; SAR(10 g) = 0.431 W/kg

Maximum value of SAR (measured) = 1.46 W/kg

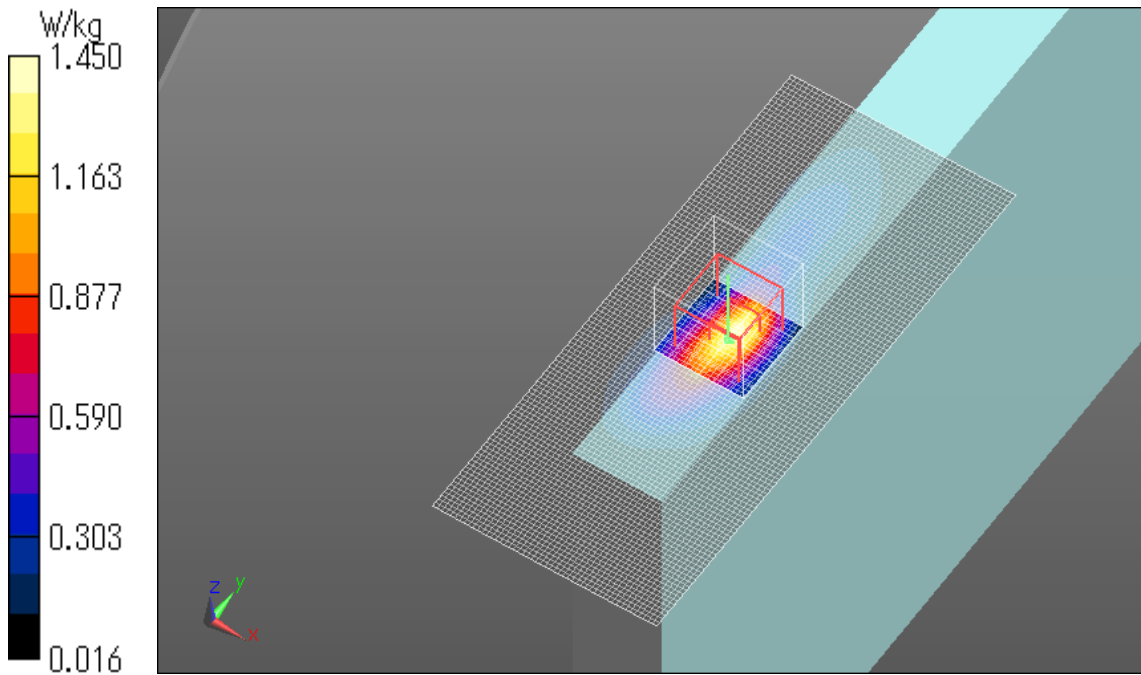


LTE Band II Main Ant edge1 0mm 50RB Reduced power 1860MHz

Communication System: UID 0, Generic LTE (0); Communication System Band: Band 2, E-UTRA/FDD (1850.0 - 1910.0 MHz); Frequency: 1860 MHz; Duty Cycle: 1:1
Medium parameters used: $f = 1860$ MHz; $\sigma = 1.539$ S/m; $\epsilon_r = 51.657$; $\rho = 1000$ kg/m³
Phantom section: Flat Section
Measurement Standard: DASYS5 (IEEE/IEC/ANSI C63.19-2007)
DASY5 Configuration
Probe: EX3DV4 - SN3917; ConvF(7.62, 7.62, 7.62); Calibrated: 2013/05/14;
Sensor-Surface: 2mm (Mechanical Surface Detection)
Electronics: DAE4 Sn1369; Calibrated: 2013/05/13
Phantom: ELI v5.0 SN1203; Type: QDOVA002AA; Serial: TP:1203
Measurement SW: DASYS2, Version 52.8 (7); SEMCAD X Version 14.6.10 (7164)

Area Scan (51x121x1): Interpolated grid: $dx=1.500$ mm, $dy=1.500$ mm
Maximum value of SAR (interpolated) = 1.40 W/kg

Zoom Scan (7x7x7)/Cube 0: Measurement grid: $dx=5$ mm, $dy=5$ mm, $dz=5$ mm
Reference Value = 31.185 V/m; Power Drift = -0.03 dB
Peak SAR (extrapolated) = 2.02 W/kg
SAR(1 g) = 0.944 W/kg; SAR(10 g) = 0.446 W/kg
Maximum value of SAR (measured) = 1.45 W/kg



LTE Band II Main Ant edge1 0mm 50RB Reduced power 1880MHz

Communication System: UID 0, Generic LTE (0); Communication System Band: Band 2, E-UTRA/FDD (1850.0 - 1910.0 MHz); Frequency: 1880 MHz; Duty Cycle: 1:1

Medium parameters used: $f = 1880$ MHz; $\sigma = 1.56$ S/m; $\epsilon_r = 51.572$; $\rho = 1000$ kg/m³

Phantom section: Flat Section

Measurement Standard: DASYS5 (IEEE/IEC/ANSI C63.19-2007)

DASY5 Configuration

Probe: EX3DV4 - SN3917; ConvF(7.62, 7.62, 7.62); Calibrated: 2013/05/14;

Sensor-Surface: 2mm (Mechanical Surface Detection)

Electronics: DAE4 Sn1369; Calibrated: 2013/05/13

Phantom: ELI v5.0 SN1203; Type: QDOVA002AA; Serial: TP:1203

Measurement SW: DASYS2, Version 52.8 (7); SEMCAD X Version 14.6.10 (7164)

Area Scan (51x121x1): Interpolated grid: dx=1.500 mm, dy=1.500 mm

Maximum value of SAR (interpolated) = 1.39 W/kg

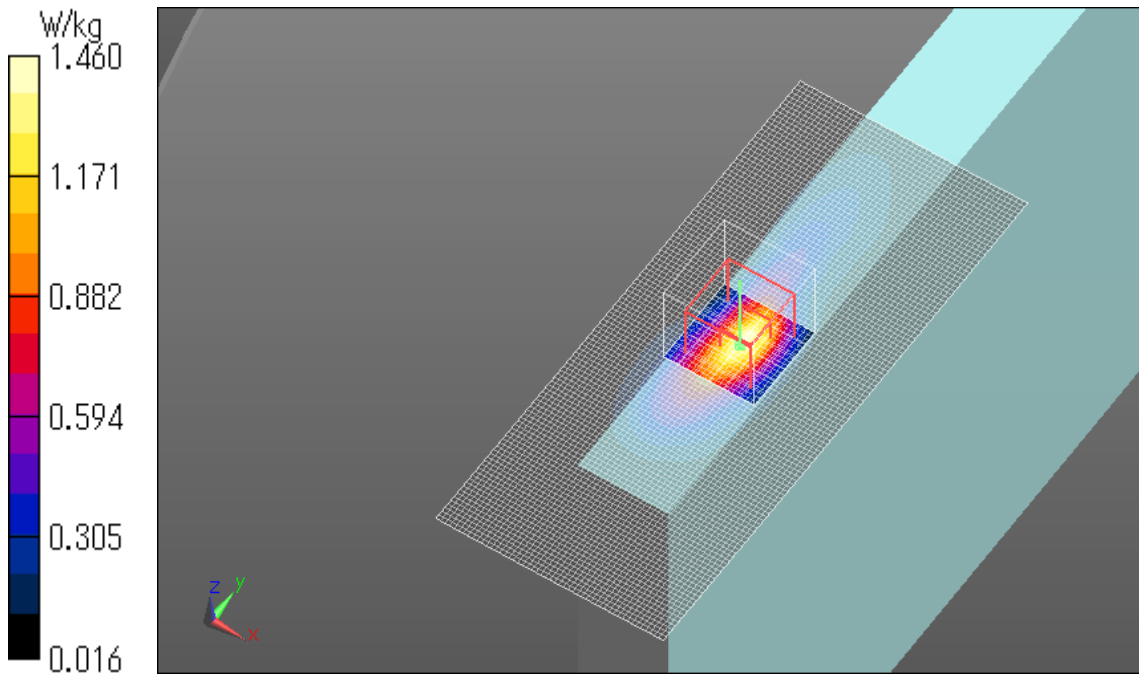
Zoom Scan (7x7x7)/Cube 0: Measurement grid: dx=5mm, dy=5mm, dz=5mm

Reference Value = 31.090 V/m; Power Drift = 0.18 dB

Peak SAR (extrapolated) = 2.03 W/kg

SAR(1 g) = 0.950 W/kg; SAR(10 g) = 0.447 W/kg

Maximum value of SAR (measured) = 1.46 W/kg

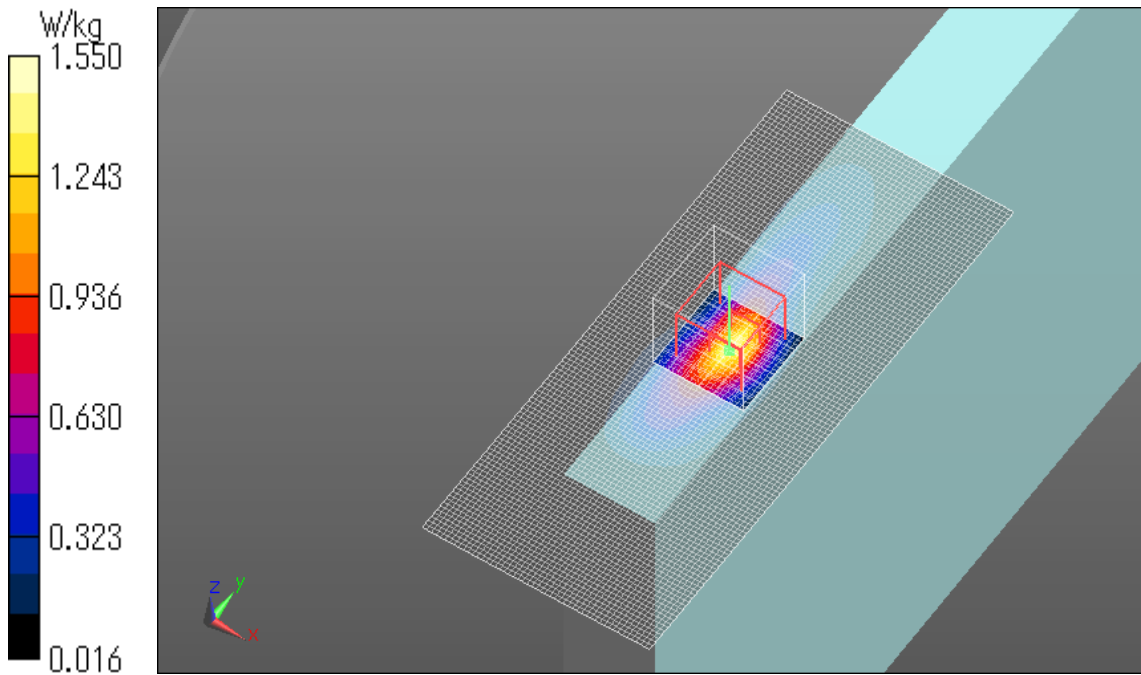


LTE Band II Main Ant edge1 0mm 50RB Reduced power 1900MHz

Communication System: UID 0, Generic LTE (0); Communication System Band: Band 2, E-UTRA/FDD (1850.0 - 1910.0 MHz); Frequency: 1900 MHz; Duty Cycle: 1:1
Medium parameters used: $f = 1900$ MHz; $\sigma = 1.581$ S/m; $\epsilon_r = 51.496$; $\rho = 1000$ kg/m³
Phantom section: Flat Section
Measurement Standard: DASYS5 (IEEE/IEC/ANSI C63.19-2007)
DASY5 Configuration
Probe: EX3DV4 - SN3917; ConvF(7.62, 7.62, 7.62); Calibrated: 2013/05/14;
Sensor-Surface: 2mm (Mechanical Surface Detection)
Electronics: DAE4 Sn1369; Calibrated: 2013/05/13
Phantom: ELI v5.0 SN1203; Type: QDOVA002AA; Serial: TP:1203
Measurement SW: DASYS2, Version 52.8 (7); SEMCAD X Version 14.6.10 (7164)

Area Scan (51x121x1): Interpolated grid: dx=1.500 mm, dy=1.500 mm
Maximum value of SAR (interpolated) = 1.37 W/kg

Zoom Scan (7x7x7)/Cube 0: Measurement grid: dx=5mm, dy=5mm, dz=5mm
Reference Value = 30.724 V/m; Power Drift = -0.06 dB
Peak SAR (extrapolated) = 2.13 W/kg
SAR(1 g) = 0.941 W/kg; SAR(10 g) = 0.435 W/kg
Maximum value of SAR (measured) = 1.55 W/kg

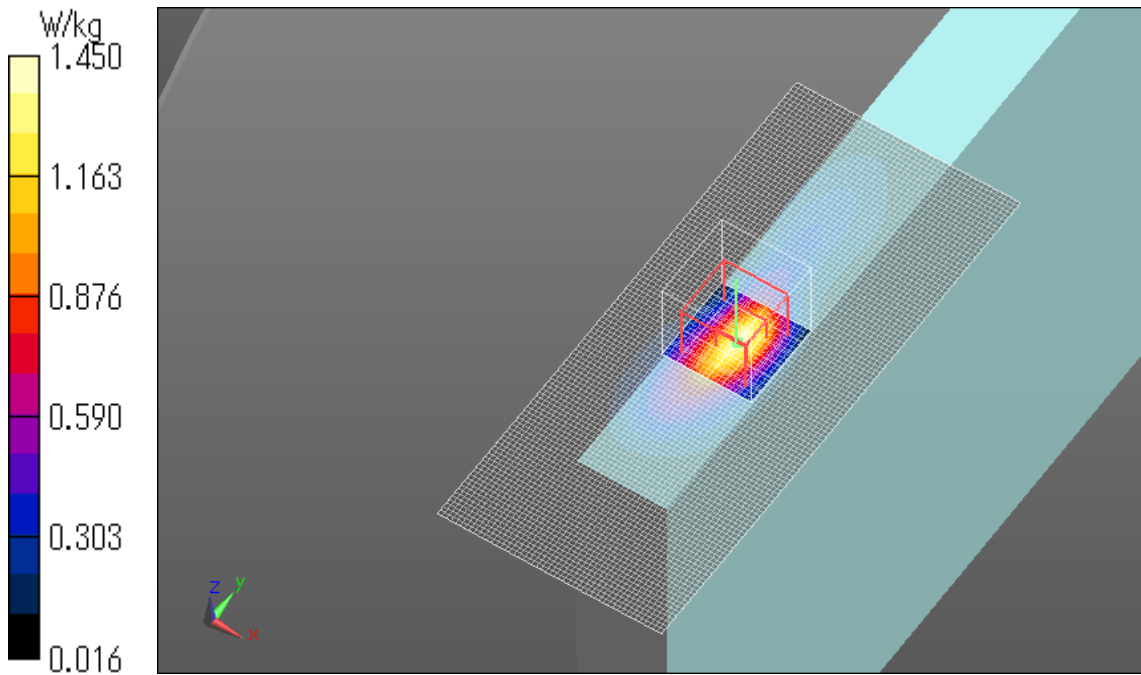


LTE Band II Main Ant edge1 0mm 100RB Reduced power 1860MHz

Communication System: UID 0, Generic LTE (0); Communication System Band: Band 2, E-UTRA/FDD (1850.0 - 1910.0 MHz); Frequency: 1860 MHz; Duty Cycle: 1:1
Medium parameters used: $f = 1860$ MHz; $\sigma = 1.539$ S/m; $\epsilon_r = 51.657$; $\rho = 1000$ kg/m³
Phantom section: Flat Section
Measurement Standard: DASY5 (IEEE/IEC/ANSI C63.19-2007)
DASY5 Configuration
Probe: EX3DV4 - SN3917; ConvF(7.62, 7.62, 7.62); Calibrated: 2013/05/14;
Sensor-Surface: 2mm (Mechanical Surface Detection)
Electronics: DAE4 Sn1369; Calibrated: 2013/05/13
Phantom: ELI v5.0 SN1203; Type: QDOVA002AA; Serial: TP:1203
Measurement SW: DASY52, Version 52.8 (7); SEMCAD X Version 14.6.10 (7164)

Area Scan (51x121x1): Interpolated grid: dx=1.500 mm, dy=1.500 mm
Maximum value of SAR (interpolated) = 1.39 W/kg

Zoom Scan (7x7x7)/Cube 0: Measurement grid: dx=5mm, dy=5mm, dz=5mm
Reference Value = 31.145 V/m; Power Drift = -0.06 dB
Peak SAR (extrapolated) = 1.99 W/kg
SAR(1 g) = 0.934 W/kg; SAR(10 g) = 0.443 W/kg
Maximum value of SAR (measured) = 1.45 W/kg



LTE Band II Main Ant rear 13mm 1RB Full power 1880MHz

Communication System: UID 0, Generic LTE (0); Communication System Band: Band 2, E-UTRA/FDD (1850.0 - 1910.0 MHz); Frequency: 1880 MHz; Duty Cycle: 1:1

Medium parameters used: $f = 1880$ MHz; $\sigma = 1.56$ S/m; $\epsilon_r = 51.572$; $\rho = 1000$ kg/m³

Phantom section: Flat Section

Measurement Standard: DASYS5 (IEEE/IEC/ANSI C63.19-2007)

DASY5 Configuration

Probe: EX3DV4 - SN3917; ConvF(7.62, 7.62, 7.62); Calibrated: 2013/05/14;

Sensor-Surface: 2mm (Mechanical Surface Detection)

Electronics: DAE4 Sn1369; Calibrated: 2013/05/13

Phantom: ELI v5.0 SN1203; Type: QDOVA002AA; Serial: TP:1203

Measurement SW: DASYS2, Version 52.8 (7); SEMCAD X Version 14.6.10 (7164)

Area Scan (61x101x1): Interpolated grid: dx=1.500 mm, dy=1.500 mm

Maximum value of SAR (interpolated) = 0.211 W/kg

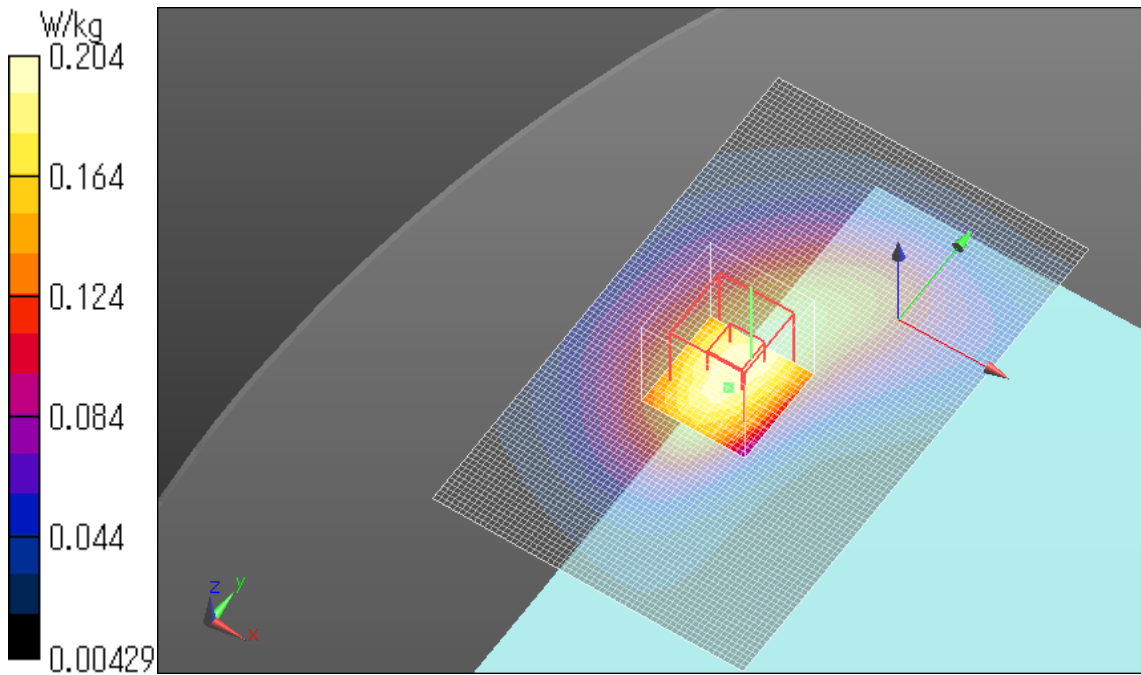
Zoom Scan (7x7x7)/Cube 0: Measurement grid: dx=5mm, dy=5mm, dz=5mm

Reference Value = 11.438 V/m; Power Drift = -0.00 dB

Peak SAR (extrapolated) = 0.249 W/kg

SAR(1 g) = 0.156 W/kg; SAR(10 g) = 0.097 W/kg

Maximum value of SAR (measured) = 0.204 W/kg



LTE Band II Main Ant rear 13mm 50RB Full power 1880MHz

Communication System: UID 0, Generic LTE (0); Communication System Band: Band 2, E-UTRA/FDD (1850.0 - 1910.0 MHz); Frequency: 1880 MHz; Duty Cycle: 1:1

Medium parameters used: $f = 1880$ MHz; $\sigma = 1.56$ S/m; $\epsilon_r = 51.572$; $\rho = 1000$ kg/m³

Phantom section: Flat Section

Measurement Standard: DASYS5 (IEEE/IEC/ANSI C63.19-2007)

DASY5 Configuration

Probe: EX3DV4 - SN3917; ConvF(7.62, 7.62, 7.62); Calibrated: 2013/05/14;

Sensor-Surface: 2mm (Mechanical Surface Detection)

Electronics: DAE4 Sn1369; Calibrated: 2013/05/13

Phantom: ELI v5.0 SN1203; Type: QDOVA002AA; Serial: TP:1203

Measurement SW: DASYS2, Version 52.8 (7); SEMCAD X Version 14.6.10 (7164)

Area Scan (61x101x1): Interpolated grid: dx=1.500 mm, dy=1.500 mm

Maximum value of SAR (interpolated) = 0.157 W/kg

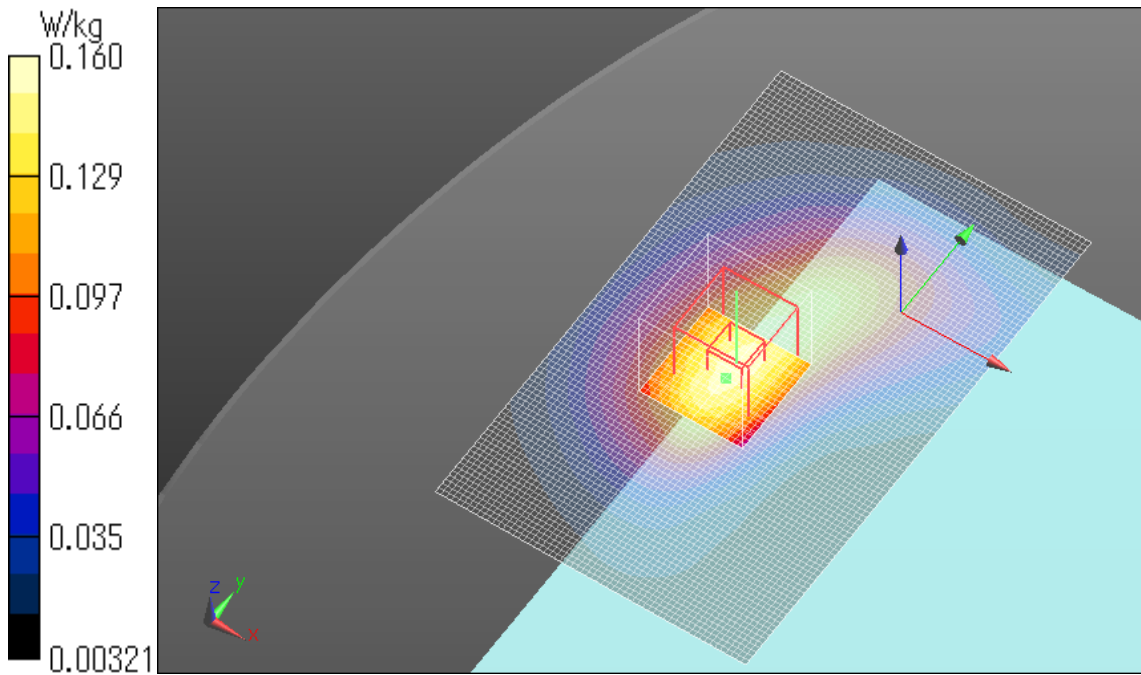
Zoom Scan (7x7x7)/Cube 0: Measurement grid: dx=5mm, dy=5mm, dz=5mm

Reference Value = 10.170 V/m; Power Drift = 0.13 dB

Peak SAR (extrapolated) = 0.194 W/kg

SAR(1 g) = 0.120 W/kg; SAR(10 g) = 0.075 W/kg

Maximum value of SAR (measured) = 0.160 W/kg

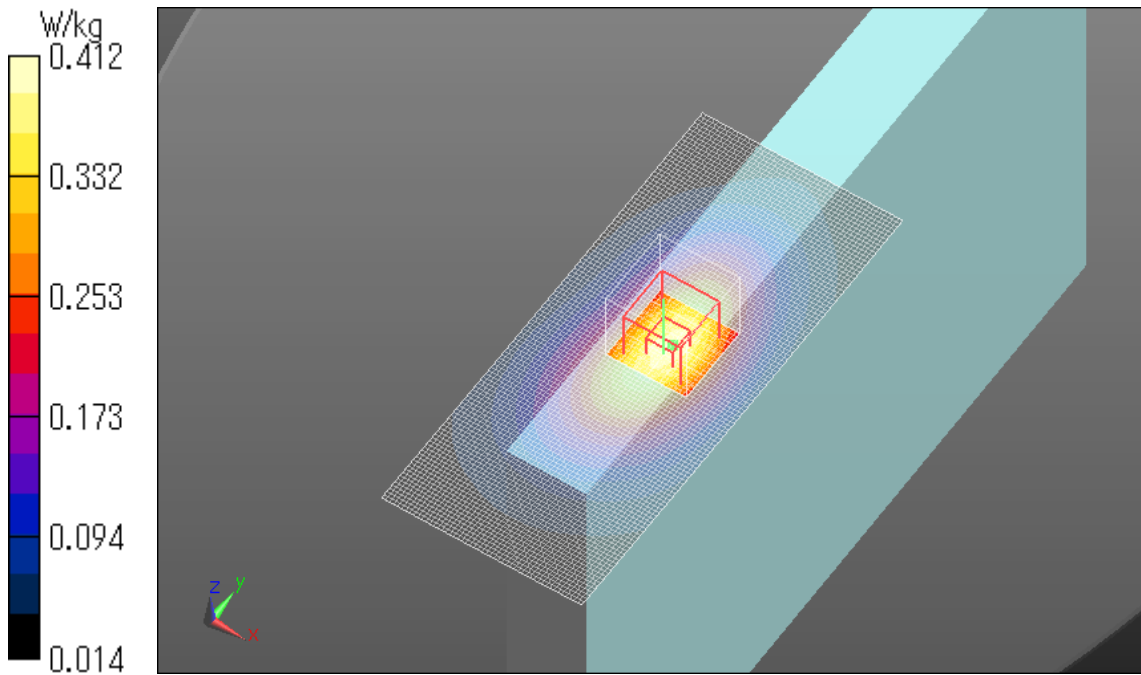


LTE Band II Main Ant edge1 21mm 1RB Full power 1880MHz

Communication System: UID 0, Generic LTE (0); Communication System Band: Band 2, E-UTRA/FDD (1850.0 - 1910.0 MHz); Frequency: 1880 MHz; Duty Cycle: 1:1
Medium parameters used: $f = 1880$ MHz; $\sigma = 1.56$ S/m; $\epsilon_r = 51.572$; $\rho = 1000$ kg/m³
Phantom section: Flat Section
Measurement Standard: DASYS5 (IEEE/IEC/ANSI C63.19-2007)
DASY5 Configuration
Probe: EX3DV4 - SN3917; ConvF(7.62, 7.62, 7.62); Calibrated: 2013/05/14;
Sensor-Surface: 2mm (Mechanical Surface Detection)
Electronics: DAE4 Sn1369; Calibrated: 2013/05/13
Phantom: ELI v5.0 SN1203; Type: QDOVA002AA; Serial: TP:1203
Measurement SW: DASYS2, Version 52.8 (7); SEMCAD X Version 14.6.10 (7164)

Area Scan (51x121x1): Interpolated grid: dx=1.500 mm, dy=1.500 mm
Maximum value of SAR (interpolated) = 0.422 W/kg

Zoom Scan (7x7x7)/Cube 0: Measurement grid: dx=5mm, dy=5mm, dz=5mm
Reference Value = 16.404 V/m; Power Drift = -0.06 dB
Peak SAR (extrapolated) = 0.501 W/kg
SAR(1 g) = 0.313 W/kg; SAR(10 g) = 0.191 W/kg
Maximum value of SAR (measured) = 0.412 W/kg



LTE Band II Main Ant edge1 21mm 50RB Full power 1880MHz

Communication System: UID 0, Generic LTE (0); Communication System Band: Band 2, E-UTRA/FDD (1850.0 - 1910.0 MHz); Frequency: 1880 MHz; Duty Cycle: 1:1

Medium parameters used: $f = 1880$ MHz; $\sigma = 1.56$ S/m; $\epsilon_r = 51.572$; $\rho = 1000$ kg/m³

Phantom section: Flat Section

Measurement Standard: DASYS5 (IEEE/IEC/ANSI C63.19-2007)

DASY5 Configuration

Probe: EX3DV4 - SN3917; ConvF(7.62, 7.62, 7.62); Calibrated: 2013/05/14;

Sensor-Surface: 2mm (Mechanical Surface Detection)

Electronics: DAE4 Sn1369; Calibrated: 2013/05/13

Phantom: ELI v5.0 SN1203; Type: QDOVA002AA; Serial: TP:1203

Measurement SW: DASYS2, Version 52.8 (7); SEMCAD X Version 14.6.10 (7164)

Area Scan (51x121x1): Interpolated grid: dx=1.500 mm, dy=1.500 mm

Maximum value of SAR (interpolated) = 0.328 W/kg

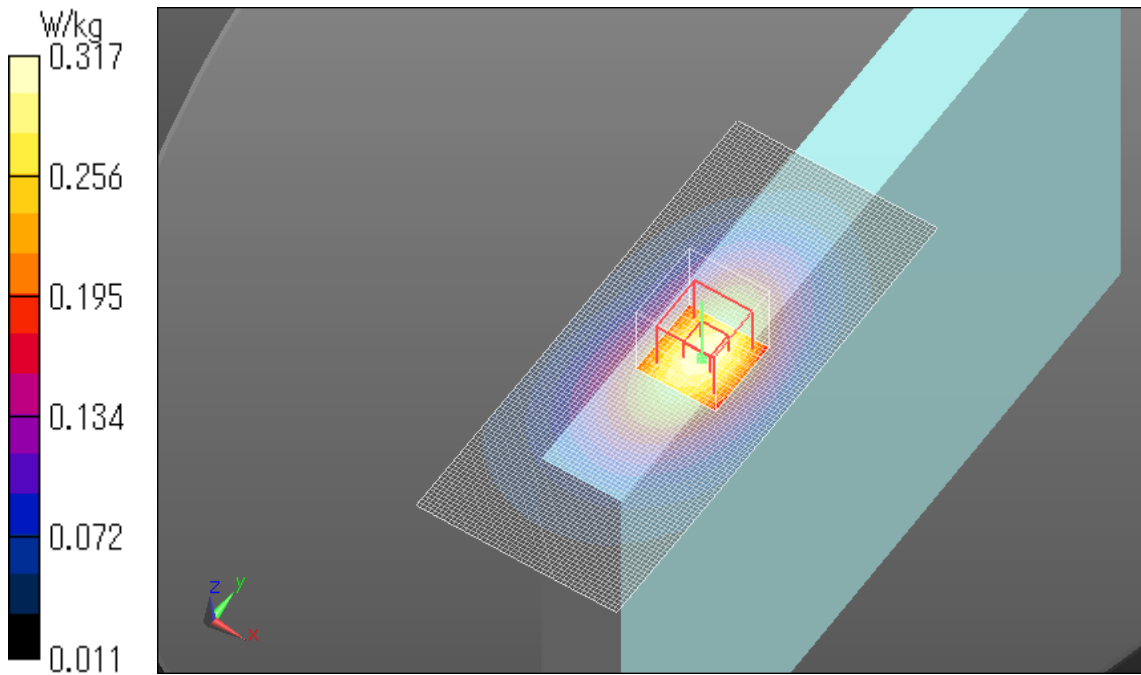
Zoom Scan (7x7x7)/Cube 0: Measurement grid: dx=5mm, dy=5mm, dz=5mm

Reference Value = 14.585 V/m; Power Drift = -0.07 dB

Peak SAR (extrapolated) = 0.384 W/kg

SAR(1 g) = 0.243 W/kg; SAR(10 g) = 0.150 W/kg

Maximum value of SAR (measured) = 0.317 W/kg



LTE Band II Main Ant edge4 0mm 1RB Full power 1880MHz

Communication System: UID 0, Generic LTE (0); Communication System Band: Band 2, E-UTRA/FDD (1850.0 - 1910.0 MHz); Frequency: 1880 MHz; Duty Cycle: 1:1

Medium parameters used: $f = 1880$ MHz; $\sigma = 1.56$ S/m; $\epsilon_r = 51.572$; $\rho = 1000$ kg/m³

Phantom section: Flat Section

Measurement Standard: DASYS5 (IEEE/IEC/ANSI C63.19-2007)

DASY5 Configuration

Probe: EX3DV4 - SN3917; ConvF(7.62, 7.62, 7.62); Calibrated: 2013/05/14;

Sensor-Surface: 2mm (Mechanical Surface Detection)

Electronics: DAE4 Sn1369; Calibrated: 2013/05/13

Phantom: ELI v5.0 SN1203; Type: QDOVA002AA; Serial: TP:1203

Measurement SW: DASYS2, Version 52.8 (7); SEMCAD X Version 14.6.10 (7164)

Area Scan (61x181x1): Interpolated grid: dx=1.500 mm, dy=1.500 mm

Maximum value of SAR (interpolated) = 0.375 W/kg

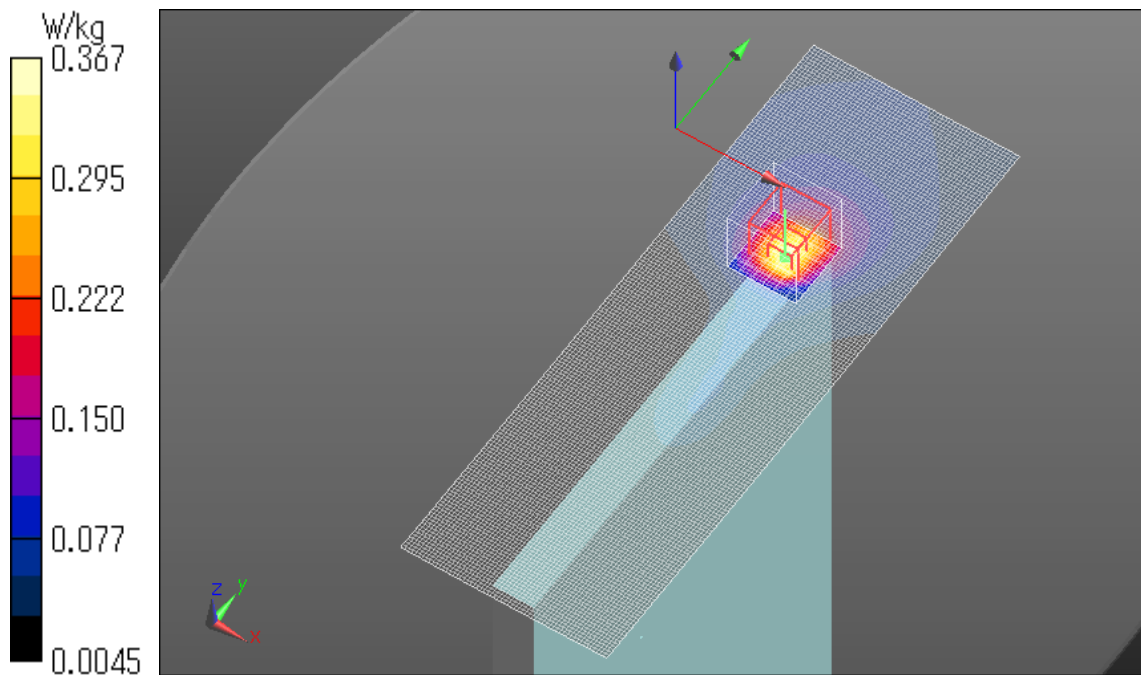
Zoom Scan (7x7x7)/Cube 0: Measurement grid: dx=5mm, dy=5mm, dz=5mm

Reference Value = 15.676 V/m; Power Drift = -0.12 dB

Peak SAR (extrapolated) = 0.489 W/kg

SAR(1 g) = 0.257 W/kg; SAR(10 g) = 0.134 W/kg

Maximum value of SAR (measured) = 0.367 W/kg



LTE Band II Main Ant edge4 0mm 50RB Full power 1880MHz

Communication System: UID 0, Generic LTE (0); Communication System Band: Band 2, E-UTRA/FDD (1850.0 - 1910.0 MHz); Frequency: 1880 MHz; Duty Cycle: 1:1

Medium parameters used: $f = 1880$ MHz; $\sigma = 1.56$ S/m; $\epsilon_r = 51.572$; $\rho = 1000$ kg/m³

Phantom section: Flat Section

Measurement Standard: DASYS5 (IEEE/IEC/ANSI C63.19-2007)

DASY5 Configuration

Probe: EX3DV4 - SN3917; ConvF(7.62, 7.62, 7.62); Calibrated: 2013/05/14;

Sensor-Surface: 2mm (Mechanical Surface Detection)

Electronics: DAE4 Sn1369; Calibrated: 2013/05/13

Phantom: ELI v5.0 SN1203; Type: QDOVA002AA; Serial: TP:1203

Measurement SW: DASYS2, Version 52.8 (7); SEMCAD X Version 14.6.10 (7164)

Area Scan (61x181x1): Interpolated grid: dx=1.500 mm, dy=1.500 mm

Maximum value of SAR (interpolated) = 0.284 W/kg

Zoom Scan (7x7x7)/Cube 0: Measurement grid: dx=5mm, dy=5mm, dz=5mm

Reference Value = 13.633 V/m; Power Drift = 0.07 dB

Peak SAR (extrapolated) = 0.387 W/kg

SAR(1 g) = 0.200 W/kg; SAR(10 g) = 0.104 W/kg

Maximum value of SAR (measured) = 0.287 W/kg

