

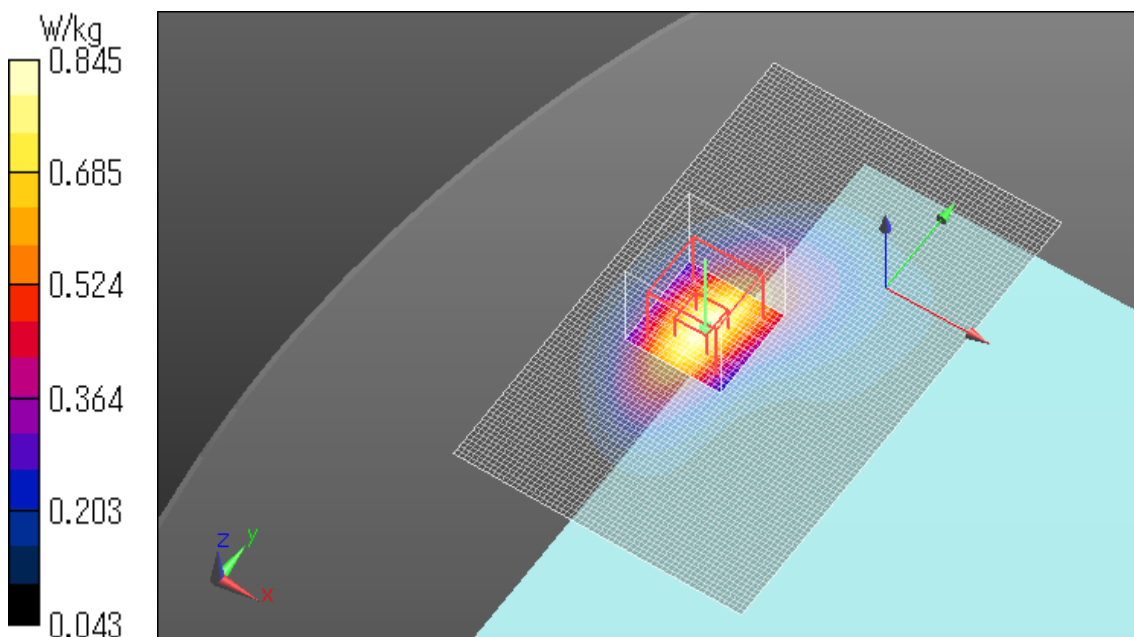
14.9 SAR test plots for CDMA Band 10

BC10 1xRTT Main Ant rear 0mm Reduced power 817.25MHz

Communication System: UID 0, CDMA2000 (0); Communication System Band: Secondary 800;
Frequency: 817.25 MHz; Duty Cycle: 1:1
Medium parameters used (interpolated): $f = 817.25$ MHz; $\sigma = 0.956$ S/m; $\epsilon_r = 54.629$; $\rho = 1000$ kg/m³
Phantom section: Flat Section
Measurement Standard: DASYS5 (IEEE/IEC/ANSI C63.19-2007)
DASY5 Configuration
Probe: EX3DV4 - SN3922; ConvF(10.16, 10.16, 10.16); Calibrated: 2013/06/04;
Sensor-Surface: 2mm (Mechanical Surface Detection)
Electronics: DAE4 Sn1372; Calibrated: 2013/06/03
Phantom: ELI v5.0 TP1207; Type: QDOVA001BB; Serial: TP:1207
Measurement SW: DASYS2, Version 52.8 (7); SEMCAD X Version 14.6.10 (7164)

Area Scan (61x101x1): Interpolated grid: dx=1.500 mm, dy=1.500 mm
Maximum value of SAR (interpolated) = 0.815 W/kg

Zoom Scan (7x7x7)/Cube 0: Measurement grid: dx=5mm, dy=5mm, dz=5mm
Reference Value = 30.258 V/m; Power Drift = -0.12 dB
Peak SAR (extrapolated) = 1.04 W/kg
SAR(1 g) = 0.629 W/kg; SAR(10 g) = 0.380 W/kg
Maximum value of SAR (measured) = 0.845 W/kg

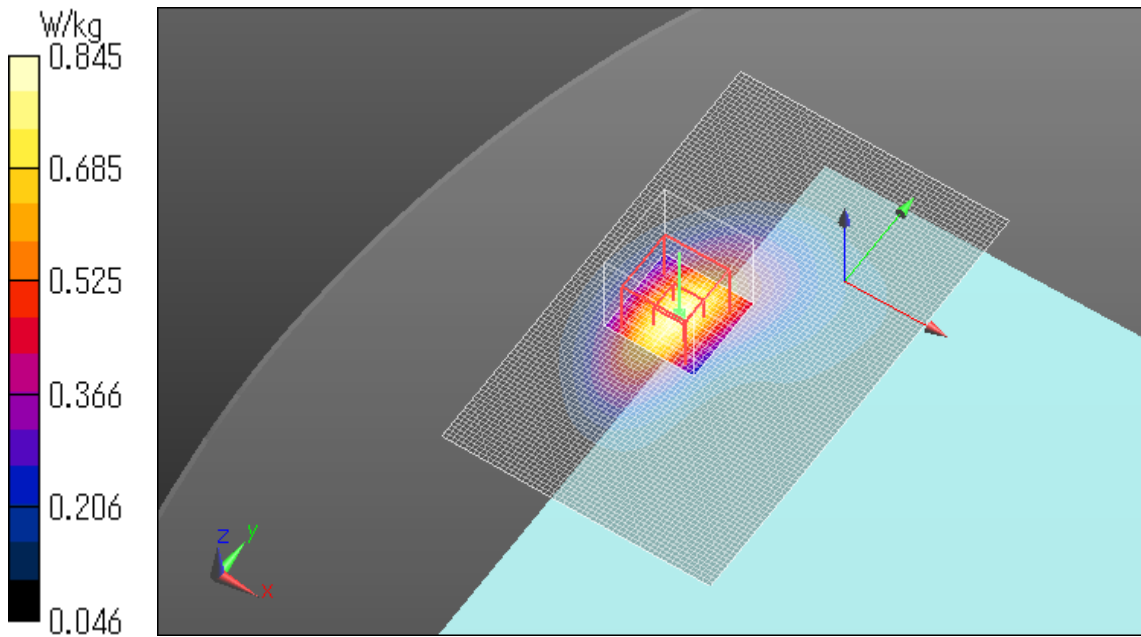


BC10 1xRTT Main Ant rear 0mm Reduced power 820MHz

Communication System: UID 0, CDMA2000 (0); Communication System Band: Secondary 800;
Frequency: 820 MHz; Duty Cycle: 1:1
Medium parameters used: $f = 820$ MHz; $\sigma = 0.958$ S/m; $\epsilon_r = 54.598$; $\rho = 1000$ kg/m³
Phantom section: Flat Section
Measurement Standard: DASYS (IEEE/IEC/ANSI C63.19-2007)
DASY5 Configuration
Probe: EX3DV4 - SN3922; ConvF(10.16, 10.16, 10.16); Calibrated: 2013/06/04;
Sensor-Surface: 2mm (Mechanical Surface Detection)
Electronics: DAE4 Sn1372; Calibrated: 2013/06/03
Phantom: ELI v5.0 TP1207; Type: QDOVA001BB; Serial: TP:1207
Measurement SW: DASYS2, Version 52.8 (7); SEMCAD X Version 14.6.10 (7164)

Area Scan (61x101x1): Interpolated grid: dx=1.500 mm, dy=1.500 mm
Maximum value of SAR (interpolated) = 0.809 W/kg

Zoom Scan (7x7x7)/Cube 0: Measurement grid: dx=5mm, dy=5mm, dz=5mm
Reference Value = 30.045 V/m; Power Drift = 0.07 dB
Peak SAR (extrapolated) = 1.04 W/kg
SAR(1 g) = 0.632 W/kg; SAR(10 g) = 0.382 W/kg
Maximum value of SAR (measured) = 0.845 W/kg

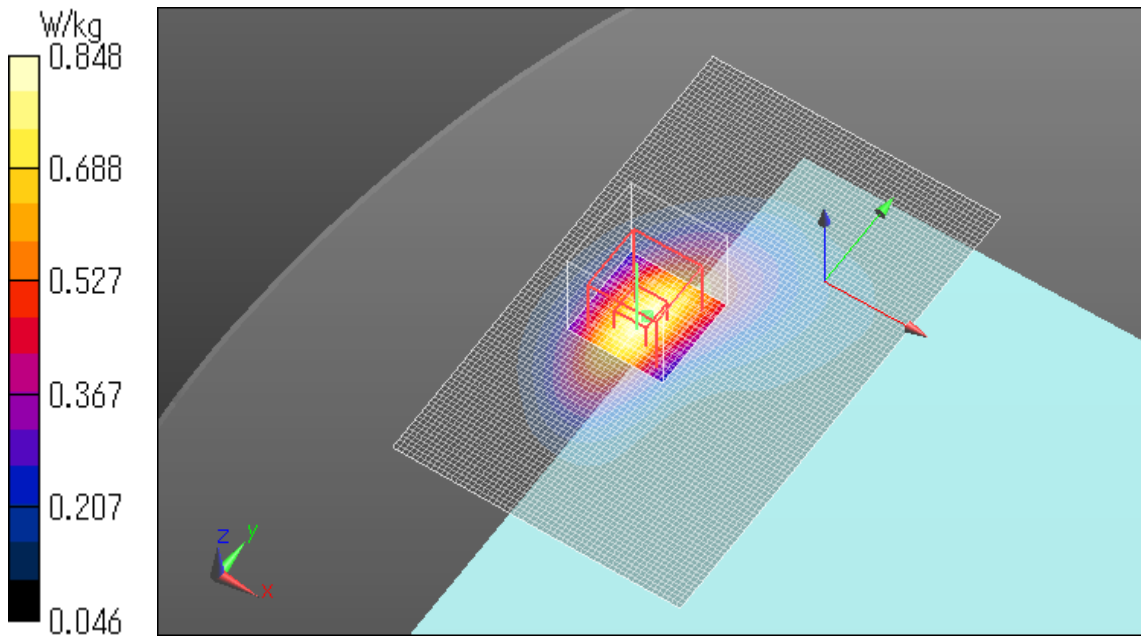


BC10 1xRTT Main Ant rear 0mm Reduced power 822.75MHz

Communication System: UID 0, CDMA2000 (0); Communication System Band: Secondary 800;
Frequency: 822.75 MHz; Duty Cycle: 1:1
Medium parameters used (interpolated): $f = 822.75$ MHz; $\sigma = 0.962$ S/m; $\epsilon_r = 54.563$; $\rho = 1000$ kg/m³
Phantom section: Flat Section
Measurement Standard: DASYS5 (IEEE/IEC/ANSI C63.19-2007)
DASY5 Configuration
Probe: EX3DV4 - SN3922; ConvF(10.16, 10.16, 10.16); Calibrated: 2013/06/04;
Sensor-Surface: 2mm (Mechanical Surface Detection)
Electronics: DAE4 Sn1372; Calibrated: 2013/06/03
Phantom: ELI v5.0 TP1207; Type: QDOVA001BB; Serial: TP:1207
Measurement SW: DASYS2, Version 52.8 (7); SEMCAD X Version 14.6.10 (7164)

Area Scan (61x101x1): Interpolated grid: dx=1.500 mm, dy=1.500 mm
Maximum value of SAR (interpolated) = 0.826 W/kg

Zoom Scan (7x7x7)/Cube 0: Measurement grid: dx=5mm, dy=5mm, dz=5mm
Reference Value = 30.246 V/m; Power Drift = -0.02 dB
Peak SAR (extrapolated) = 1.04 W/kg
SAR(1 g) = 0.634 W/kg; SAR(10 g) = 0.381 W/kg
Maximum value of SAR (measured) = 0.848 W/kg

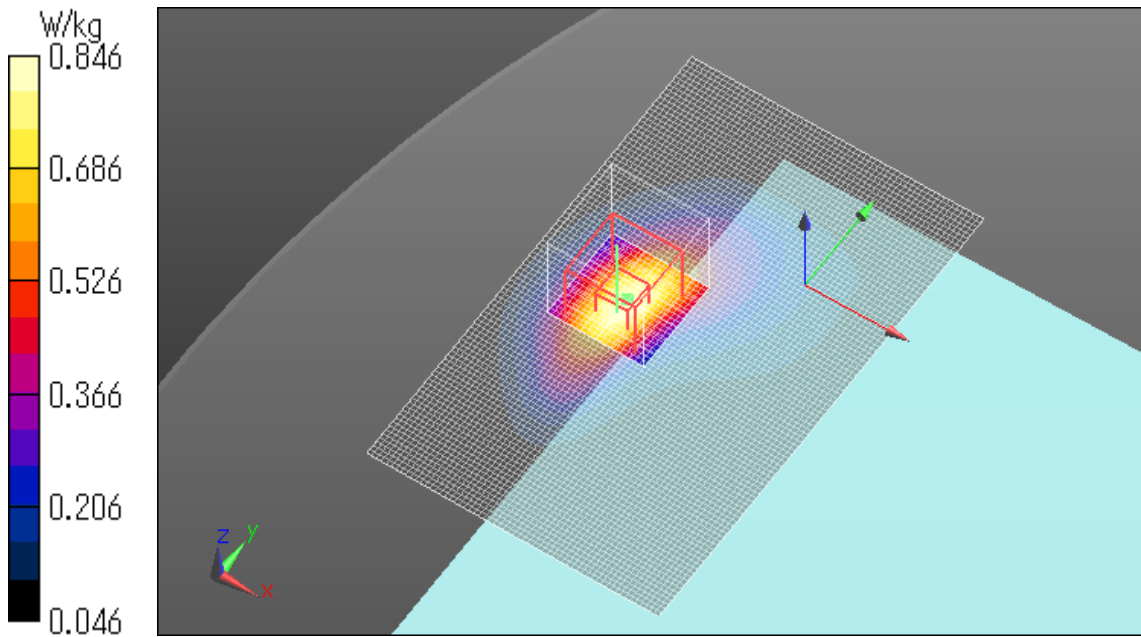


BC10 1xEVDO Rel.0 Main Ant rear 0mm Reduced power 820MHz

Communication System: UID 0, CDMA2000 (0); Communication System Band: Secondary 800;
Frequency: 820 MHz; Duty Cycle: 1:1
Medium parameters used: $f = 820$ MHz; $\sigma = 0.958$ S/m; $\epsilon_r = 54.598$; $\rho = 1000$ kg/m³
Phantom section: Flat Section
Measurement Standard: DASYS5 (IEEE/IEC/ANSI C63.19-2007)
DASYS5 Configuration
Probe: EX3DV4 - SN3922; ConvF(10.16, 10.16, 10.16); Calibrated: 2013/06/04;
Sensor-Surface: 2mm (Mechanical Surface Detection)
Electronics: DAE4 Sn1372; Calibrated: 2013/06/03
Phantom: ELI v5.0 TP1207; Type: QDOVA001BB; Serial: TP:1207
Measurement SW: DASYS2, Version 52.8 (7); SEMCAD X Version 14.6.10 (7164)

Area Scan (61x101x1): Interpolated grid: dx=1.500 mm, dy=1.500 mm
Maximum value of SAR (interpolated) = 0.876 W/kg

Zoom Scan (7x7x7)/Cube 0: Measurement grid: dx=5mm, dy=5mm, dz=5mm
Reference Value = 30.284 V/m; Power Drift = 0.05 dB
Peak SAR (extrapolated) = 1.02 W/kg
SAR(1 g) = 0.636 W/kg; SAR(10 g) = 0.385 W/kg
Maximum value of SAR (measured) = 0.846 W/kg

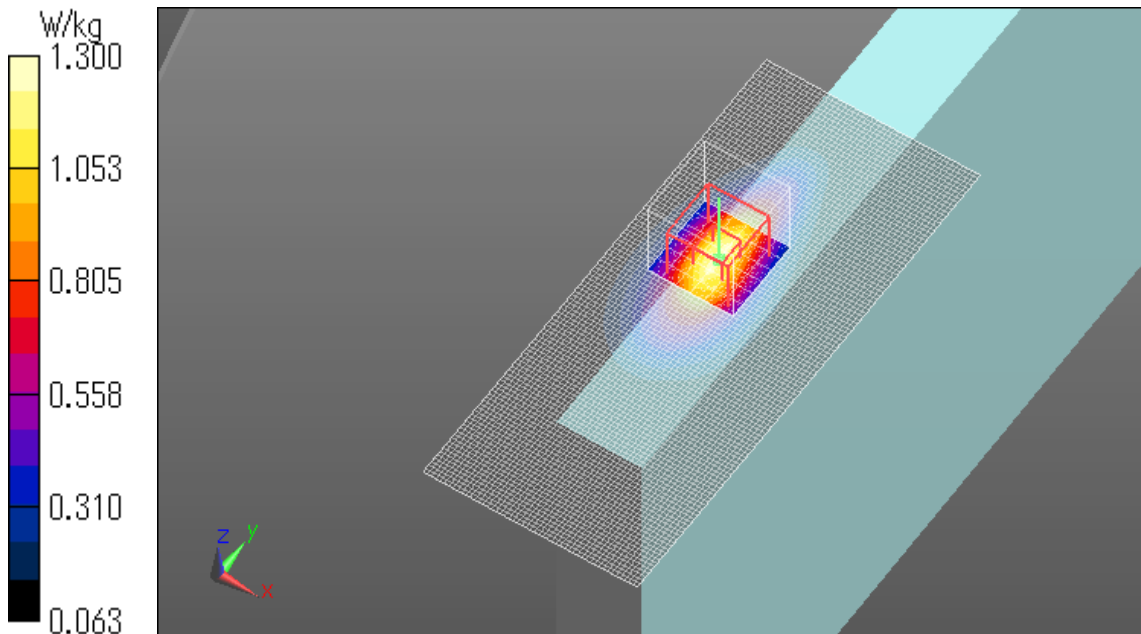


BC10 1xRTT Main Ant edge1 0mm Reduced power 817.25MHz

Communication System: UID 0, CDMA2000 (0); Communication System Band: Secondary 800;
Frequency: 817.25 MHz; Duty Cycle: 1:1
Medium parameters used (interpolated): $f = 817.25$ MHz; $\sigma = 0.956$ S/m; $\epsilon_r = 54.629$; $\rho = 1000$ kg/m³
Phantom section: Flat Section
Measurement Standard: DASYS5 (IEEE/IEC/ANSI C63.19-2007)
DASY5 Configuration
Probe: EX3DV4 - SN3922; ConvF(10.16, 10.16, 10.16); Calibrated: 2013/06/04;
Sensor-Surface: 2mm (Mechanical Surface Detection)
Electronics: DAE4 Sn1372; Calibrated: 2013/06/03
Phantom: ELI v5.0 TP1207; Type: QDOVA001BB; Serial: TP:1207
Measurement SW: DASYS2, Version 52.8 (7); SEMCAD X Version 14.6.10 (7164)

Area Scan (51x121x1): Interpolated grid: dx=1.500 mm, dy=1.500 mm
Maximum value of SAR (interpolated) = 1.29 W/kg

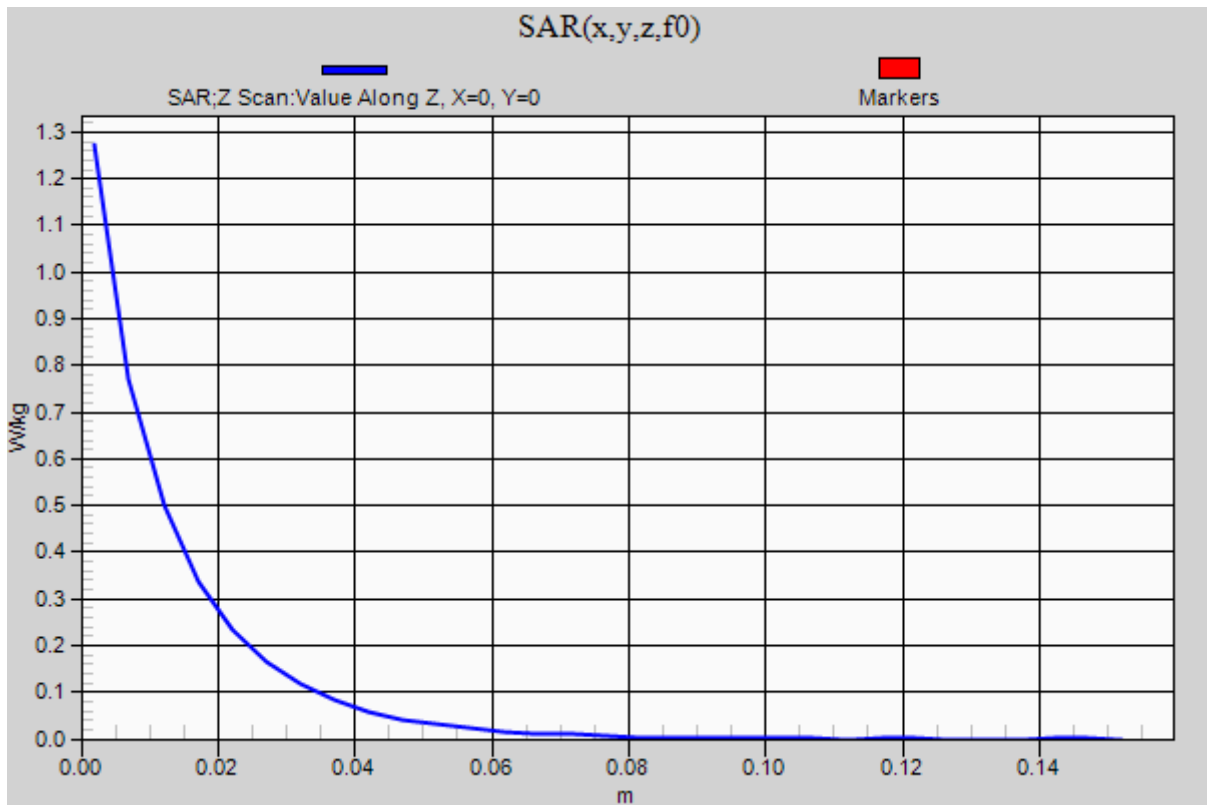
Zoom Scan (7x7x7)/Cube 0: Measurement grid: dx=5mm, dy=5mm, dz=5mm
Reference Value = 37.620 V/m; Power Drift = -0.08 dB
Peak SAR (extrapolated) = 1.63 W/kg
SAR(1 g) = 0.941 W/kg; SAR(10 g) = 0.549 W/kg
Maximum value of SAR (measured) = 1.30 W/kg



BC10 1xRTT Main Ant edge1 0mm Reduced power 817.25MHz

Communication System: UID 0, CDMA2000 (0); Communication System Band: Secondary 800;
Frequency: 817.25 MHz; Duty Cycle: 1:1
Medium parameters used (interpolated): $f = 817.25$ MHz; $\sigma = 0.956$ S/m; $\epsilon_r = 54.629$; $\rho = 1000$ kg/m³
Phantom section: Flat Section
Measurement Standard: DASYS (IEEE/IEC/ANSI C63.19-2007)
DASY5 Configuration
Probe: EX3DV4 - SN3922; ConvF(10.16, 10.16, 10.16); Calibrated: 2013/06/04;
Sensor-Surface: 2mm (Mechanical Surface Detection)
Electronics: DAE4 Sn1372; Calibrated: 2013/06/03
Phantom: ELI v5.0 TP1207; Type: QDOVA001BB; Serial: TP:1207
Measurement SW: DASYS2, Version 52.8 (7); SEMCAD X Version 14.6.10 (7164)

Z Scan (1x1x31): Measurement grid: dx=20mm, dy=20mm, dz=5mm
Maximum value of SAR (measured) = 1.27 W/kg

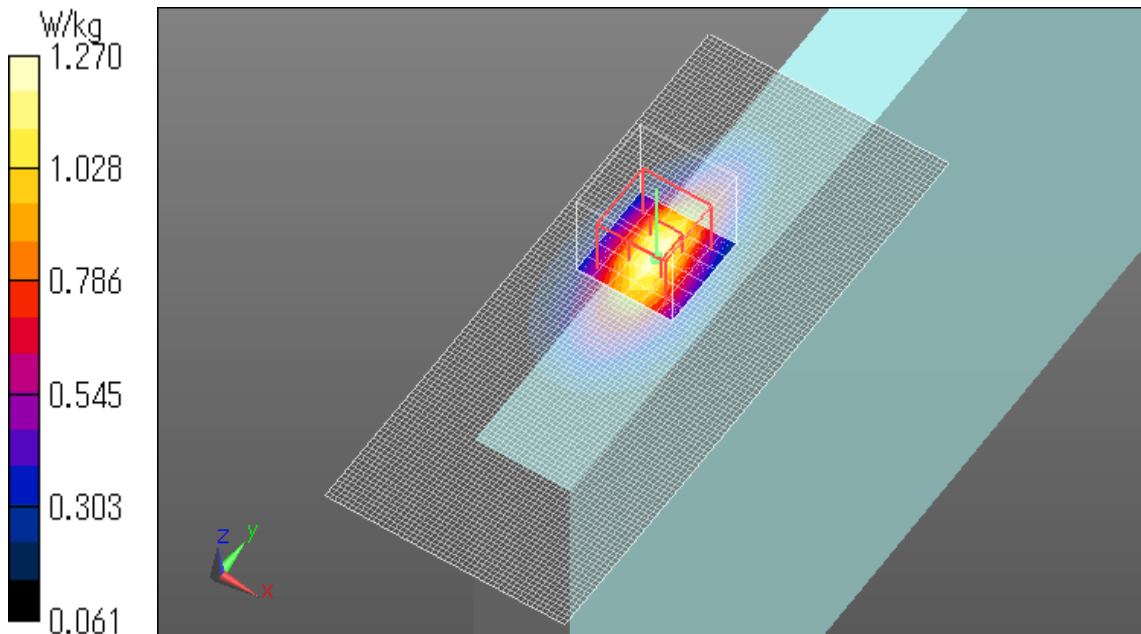


BC10 1xRTT Main Ant edge1 0mm Reduced power 820MHz

Communication System: UID 0, CDMA2000 (0); Communication System Band: Secondary 800;
Frequency: 820 MHz; Duty Cycle: 1:1
Medium parameters used: $f = 820$ MHz; $\sigma = 0.958$ S/m; $\epsilon_r = 54.598$; $\rho = 1000$ kg/m³
Phantom section: Flat Section
Measurement Standard: DASYS5 (IEEE/IEC/ANSI C63.19-2007)
DASY5 Configuration
Probe: EX3DV4 - SN3922; ConvF(10.16, 10.16, 10.16); Calibrated: 2013/06/04;
Sensor-Surface: 2mm (Mechanical Surface Detection)
Electronics: DAE4 Sn1372; Calibrated: 2013/06/03
Phantom: ELI v5.0 TP1207; Type: QDOVA001BB; Serial: TP:1207
Measurement SW: DASYS2, Version 52.8 (7); SEMCAD X Version 14.6.10 (7164)

Area Scan (51x121x1): Interpolated grid: dx=1.500 mm, dy=1.500 mm
Maximum value of SAR (interpolated) = 1.28 W/kg

Zoom Scan (7x7x7)/Cube 0: Measurement grid: dx=5mm, dy=5mm, dz=5mm
Reference Value = 37.380 V/m; Power Drift = -0.10 dB
Peak SAR (extrapolated) = 1.59 W/kg
SAR(1 g) = 0.920 W/kg; SAR(10 g) = 0.534 W/kg
Maximum value of SAR (measured) = 1.27 W/kg

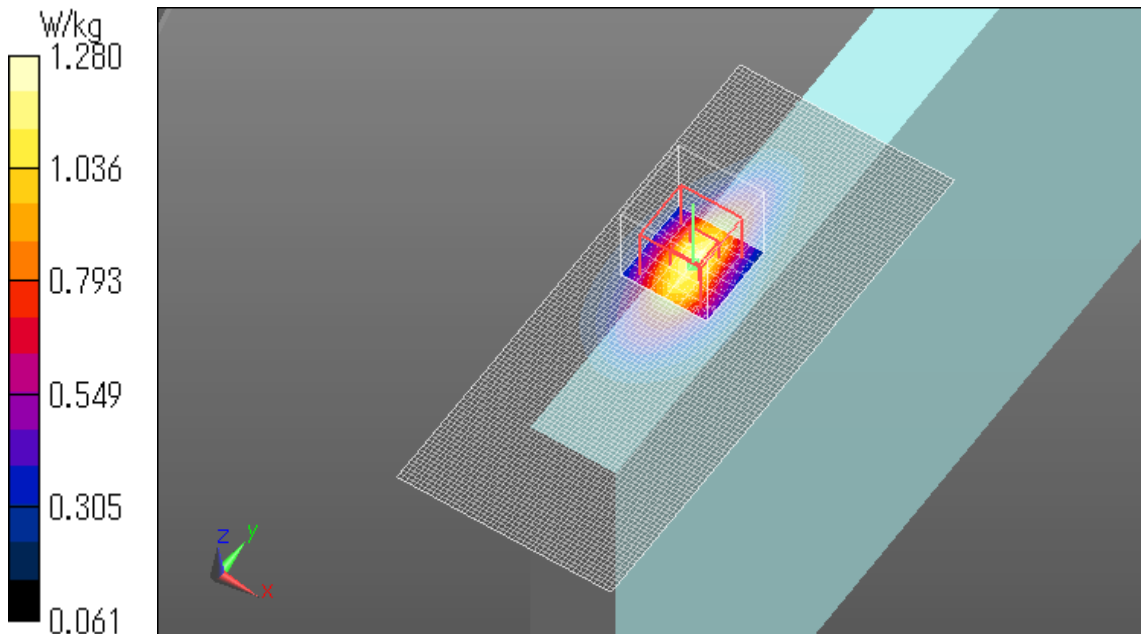


BC10 1xRTT Main Ant edge1 0mm Reduced power 822.75MHz

Communication System: UID 0, CDMA2000 (0); Communication System Band: Secondary 800;
Frequency: 822.75 MHz; Duty Cycle: 1:1
Medium parameters used (interpolated): $f = 822.75$ MHz; $\sigma = 0.962$ S/m; $\epsilon_r = 54.563$; $\rho = 1000$ kg/m³
Phantom section: Flat Section
Measurement Standard: DASYS5 (IEEE/IEC/ANSI C63.19-2007)
DASY5 Configuration
Probe: EX3DV4 - SN3922; ConvF(10.16, 10.16, 10.16); Calibrated: 2013/06/04;
Sensor-Surface: 2mm (Mechanical Surface Detection)
Electronics: DAE4 Sn1372; Calibrated: 2013/06/03
Phantom: ELI v5.0 TP1207; Type: QDOVA001BB; Serial: TP:1207
Measurement SW: DASYS2, Version 52.8 (7); SEMCAD X Version 14.6.10 (7164)

Area Scan (51x121x1): Interpolated grid: dx=1.500 mm, dy=1.500 mm
Maximum value of SAR (interpolated) = 1.27 W/kg

Zoom Scan (7x7x7)/Cube 0: Measurement grid: dx=5mm, dy=5mm, dz=5mm
Reference Value = 37.230 V/m; Power Drift = -0.14 dB
Peak SAR (extrapolated) = 1.59 W/kg
SAR(1 g) = 0.921 W/kg; SAR(10 g) = 0.537 W/kg
Maximum value of SAR (measured) = 1.28 W/kg

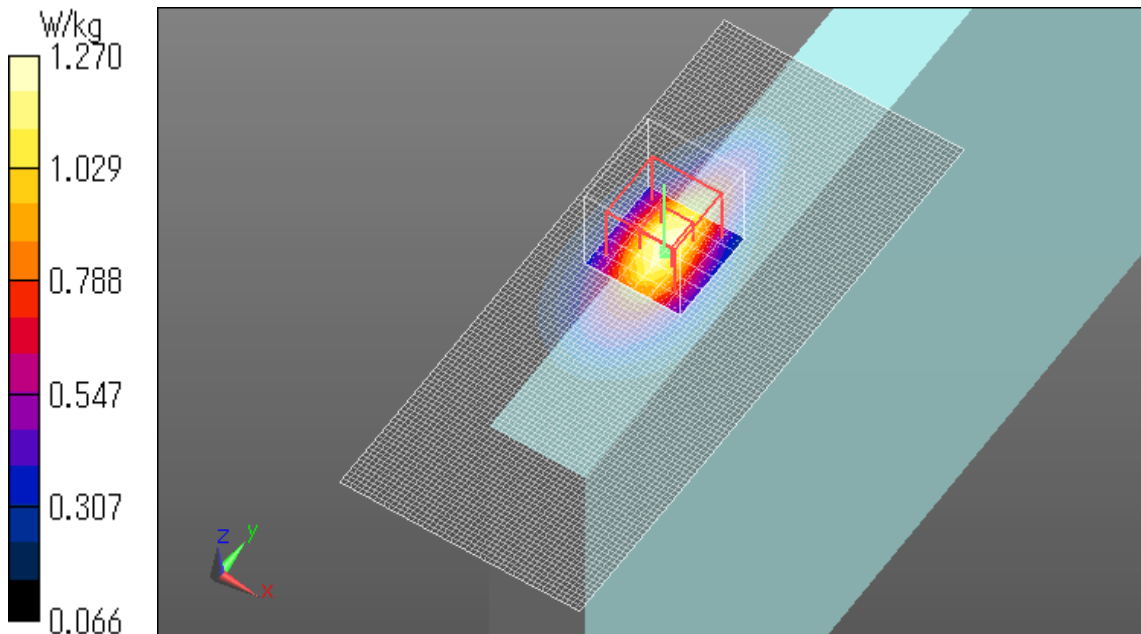


BC10 1xEVDO Rel.0 Main Ant edge1 0mm Reduced power 817.25MHz

Communication System: UID 0, CDMA2000 (0); Communication System Band: Secondary 800;
Frequency: 817.25 MHz; Duty Cycle: 1:1
Medium parameters used (interpolated): $f = 817.25$ MHz; $\sigma = 0.956$ S/m; $\epsilon_r = 54.629$; $\rho = 1000$ kg/m³
Phantom section: Flat Section
Measurement Standard: DASYS5 (IEEE/IEC/ANSI C63.19-2007)
DASY5 Configuration
Probe: EX3DV4 - SN3922; ConvF(10.16, 10.16, 10.16); Calibrated: 2013/06/04;
Sensor-Surface: 2mm (Mechanical Surface Detection)
Electronics: DAE4 Sn1372; Calibrated: 2013/06/03
Phantom: ELI v5.0 TP1207; Type: QDOVA001BB; Serial: TP:1207
Measurement SW: DASYS2, Version 52.8 (7); SEMCAD X Version 14.6.10 (7164)

Area Scan (51x121x1): Interpolated grid: dx=1.500 mm, dy=1.500 mm
Maximum value of SAR (interpolated) = 1.24 W/kg

Zoom Scan (7x7x7)/Cube 0: Measurement grid: dx=5mm, dy=5mm, dz=5mm
Reference Value = 37.376 V/m; Power Drift = 0.02 dB
Peak SAR (extrapolated) = 1.61 W/kg
SAR(1 g) = 0.941 W/kg; SAR(10 g) = 0.547 W/kg
Maximum value of SAR (measured) = 1.27 W/kg

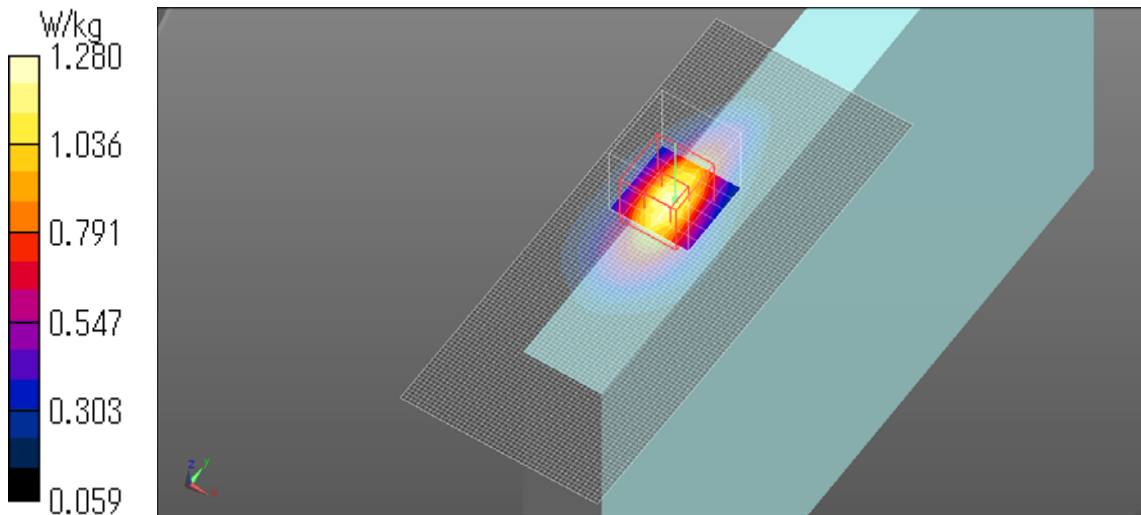


BC10 1xEVDO Rel.0 Main Ant edge1 0mm Reduced power 820MHz

Communication System: UID 0, CDMA2000 (0); Communication System Band: Secondary 800;
Frequency: 820 MHz; Duty Cycle: 1:1
Medium parameters used: $f = 820$ MHz; $\sigma = 0.958$ S/m; $\epsilon_r = 54.598$; $\rho = 1000$ kg/m³
Phantom section: Flat Section
Measurement Standard: DASYS5 (IEEE/IEC/ANSI C63.19-2007)
DASY5 Configuration
Probe: EX3DV4 - SN3922; ConvF(10.16, 10.16, 10.16); Calibrated: 2013/06/04;
Sensor-Surface: 2mm (Mechanical Surface Detection)
Electronics: DAE4 Sn1372; Calibrated: 2013/06/03
Phantom: ELI v5.0 TP1207; Type: QDOVA001BB; Serial: TP:1207
Measurement SW: DASYS2, Version 52.8 (7); SEMCAD X Version 14.6.10 (7164)

Area Scan (51x121x1): Interpolated grid: dx=1.500 mm, dy=1.500 mm
Maximum value of SAR (interpolated) = 1.26 W/kg

Zoom Scan (7x7x7)/Cube 0: Measurement grid: dx=5mm, dy=5mm, dz=5mm
Reference Value = 37.758 V/m; Power Drift = -0.11 dB
Peak SAR (extrapolated) = 1.74 W/kg
SAR(1 g) = 0.939 W/kg; SAR(10 g) = 0.540 W/kg
Maximum value of SAR (measured) = 1.28 W/kg

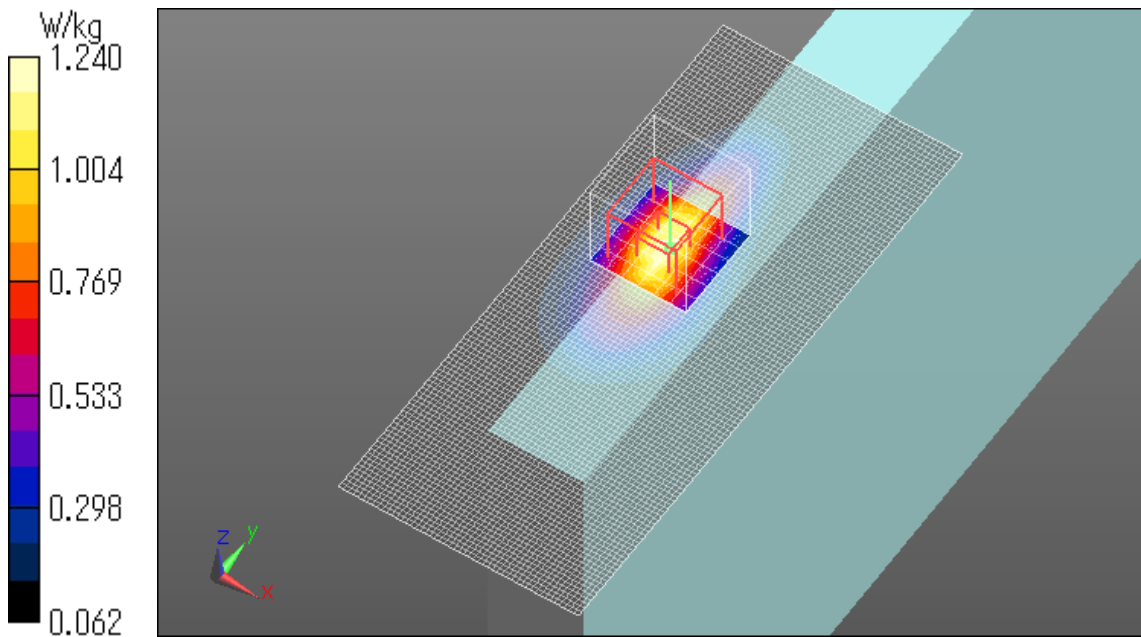


BC10 1xEVDO Rel.0 Main Ant edge1 0mm Reduced power 822.75MHz

Communication System: UID 0, CDMA2000 (0); Communication System Band: Secondary 800;
Frequency: 822.75 MHz; Duty Cycle: 1:1
Medium parameters used (interpolated): $f = 822.75$ MHz; $\sigma = 0.962$ S/m; $\epsilon_r = 54.563$; $\rho = 1000$ kg/m³
Phantom section: Flat Section
Measurement Standard: DASYS (IEEE/IEC/ANSI C63.19-2007)
DASY5 Configuration
Probe: EX3DV4 - SN3922; ConvF(10.16, 10.16, 10.16); Calibrated: 2013/06/04;
Sensor-Surface: 2mm (Mechanical Surface Detection (Locations From Previous Scan Used)),
Sensor-Surface: 2mm (Mechanical Surface Detection)
Electronics: DAE4 Sn1372; Calibrated: 2013/06/03
Phantom: ELI v5.0 TP1207; Type: QDOVA001BB; Serial: TP:1207
Measurement SW: DASYS2, Version 52.8 (7); SEMCAD X Version 14.6.10 (7164)

Area Scan (51x121x1): Interpolated grid: dx=1.500 mm, dy=1.500 mm
Maximum value of SAR (interpolated) = 1.16 W/kg

Zoom Scan (7x7x7)/Cube 0: Measurement grid: dx=5mm, dy=5mm, dz=5mm
Reference Value = 36.684 V/m; Power Drift = 0.01 dB
Peak SAR (extrapolated) = 1.59 W/kg
SAR(1 g) = 0.910 W/kg; SAR(10 g) = 0.523 W/kg
Maximum value of SAR (measured) = 1.24 W/kg

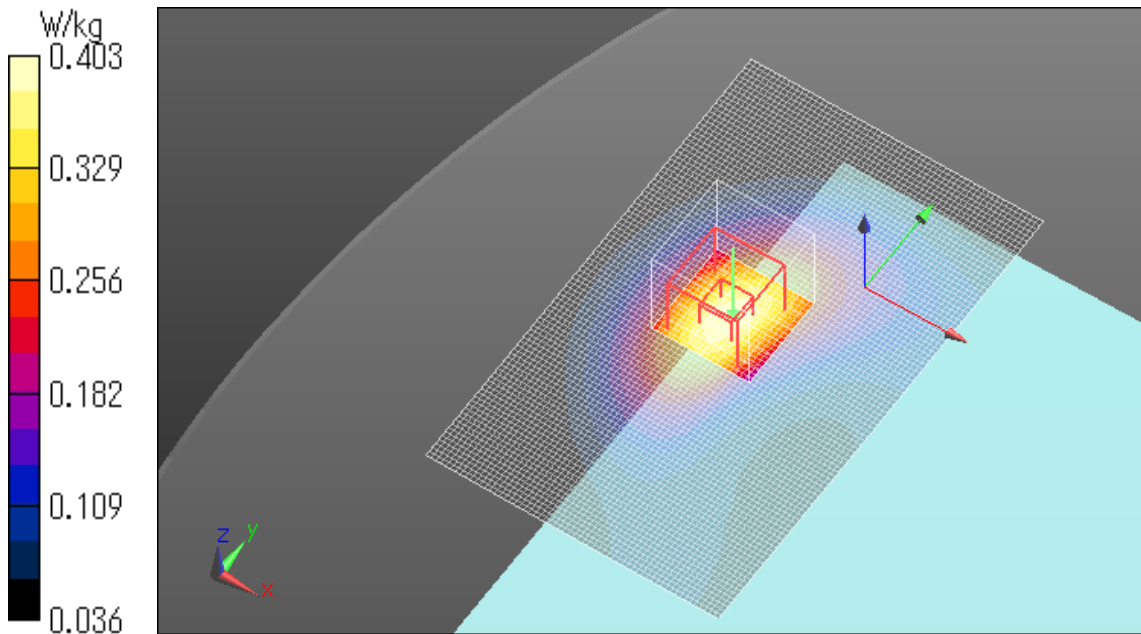


BC10 1xRTT Main Ant rear 13mm Full power 820MHz

Communication System: UID 0, CDMA2000 (0); Communication System Band: Secondary 800;
Frequency: 820 MHz; Duty Cycle: 1:1
Medium parameters used: $f = 820$ MHz; $\sigma = 0.957$ S/m; $\epsilon_r = 54.056$; $\rho = 1000$ kg/m³
Phantom section: Flat Section
Measurement Standard: DASYS (IEEE/IEC/ANSI C63.19-2007)
DASY5 Configuration
Probe: EX3DV4 - SN3922; ConvF(10.16, 10.16, 10.16); Calibrated: 2013/06/04;
Sensor-Surface: 2mm (Mechanical Surface Detection)
Electronics: DAE4 Sn1372; Calibrated: 2013/06/03
Phantom: ELI v5.0 TP1207; Type: QDOVA001BB; Serial: TP:1207
Measurement SW: DASYS2, Version 52.8 (7); SEMCAD X Version 14.6.10 (7164)

Area Scan (61x101x1): Interpolated grid: dx=1.500 mm, dy=1.500 mm
Maximum value of SAR (interpolated) = 0.404 W/kg

Zoom Scan (7x7x7)/Cube 0: Measurement grid: dx=5mm, dy=5mm, dz=5mm
Reference Value = 20.939 V/m; Power Drift = -0.02 dB
Peak SAR (extrapolated) = 0.463 W/kg
SAR(1 g) = 0.328 W/kg; SAR(10 g) = 0.222 W/kg
Maximum value of SAR (measured) = 0.403 W/kg

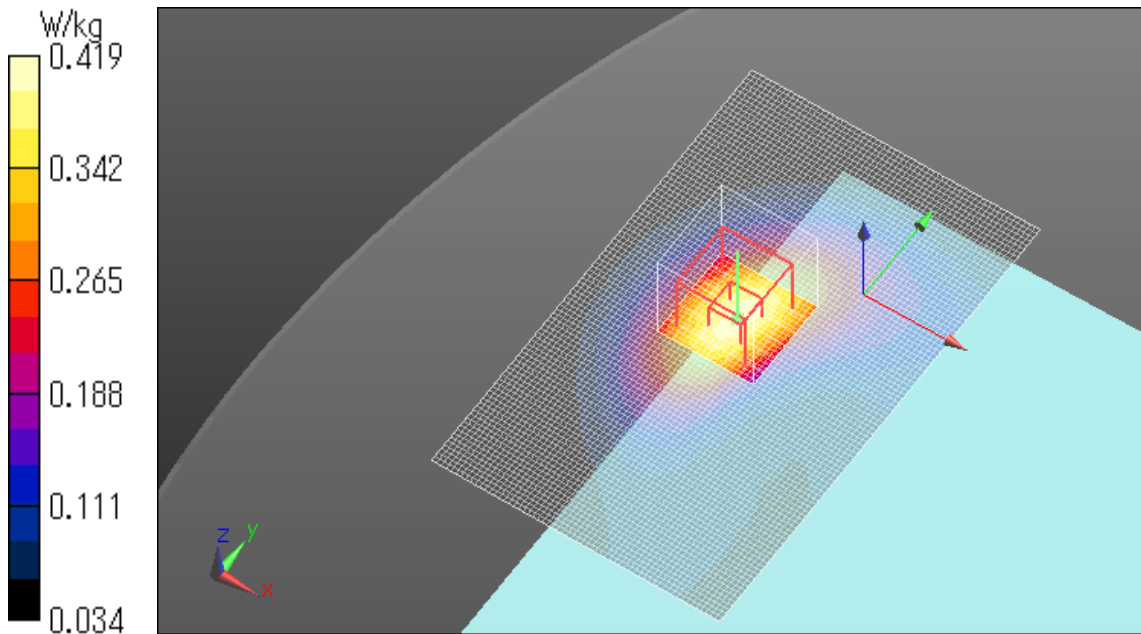


BC10 1xEVDO Rel.0 Main Ant rear 13mm Full power 822.75MHz

Communication System: UID 0, CDMA2000 (0); Communication System Band: Secondary 800;
Frequency: 822.75 MHz; Duty Cycle: 1:1
Medium parameters used (interpolated): $f = 822.75$ MHz; $\sigma = 0.96$ S/m; $\epsilon_r = 54.024$; $\rho = 1000$ kg/m³
Phantom section: Flat Section
Measurement Standard: DASY5 (IEEE/IEC/ANSI C63.19-2007)
DASY5 Configuration
Probe: EX3DV4 - SN3922; ConvF(10.16, 10.16, 10.16); Calibrated: 2013/06/04;
Sensor-Surface: 2mm (Mechanical Surface Detection)
Electronics: DAE4 Sn1372; Calibrated: 2013/06/03
Phantom: ELI v5.0 TP1207; Type: QDOVA001BB; Serial: TP:1207
Measurement SW: DASY52, Version 52.8 (7); SEMCAD X Version 14.6.10 (7164)

Area Scan (61x101x1): Interpolated grid: dx=1.500 mm, dy=1.500 mm
Maximum value of SAR (interpolated) = 0.428 W/kg

Zoom Scan (7x7x7)/Cube 0: Measurement grid: dx=5mm, dy=5mm, dz=5mm
Reference Value = 21.384 V/m; Power Drift = -0.15 dB
Peak SAR (extrapolated) = 0.490 W/kg
SAR(1 g) = 0.334 W/kg; SAR(10 g) = 0.226 W/kg
Maximum value of SAR (measured) = 0.419 W/kg

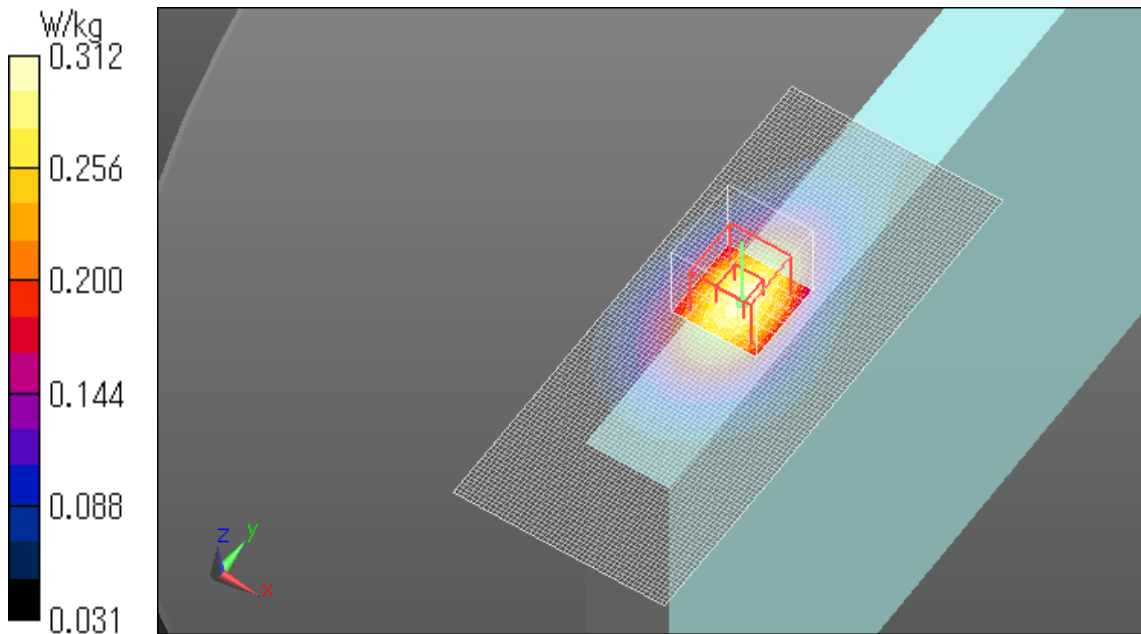


BC10 1xRTT Main Ant edge1 21mm Full power 820MHz

Communication System: UID 0, CDMA2000 (0); Communication System Band: Secondary 800;
Frequency: 820 MHz; Duty Cycle: 1:1
Medium parameters used: $f = 820$ MHz; $\sigma = 0.957$ S/m; $\epsilon_r = 54.056$; $\rho = 1000$ kg/m³
Phantom section: Flat Section
Measurement Standard: DASY5 (IEEE/IEC/ANSI C63.19-2007)
DASY5 Configuration
Probe: EX3DV4 - SN3922; ConvF(10.16, 10.16, 10.16); Calibrated: 2013/06/04;
Sensor-Surface: 2mm (Mechanical Surface Detection)
Electronics: DAE4 Sn1372; Calibrated: 2013/06/03
Phantom: ELI v5.0 TP1207; Type: QDOVA001BB; Serial: TP:1207
Measurement SW: DASY52, Version 52.8 (7); SEMCAD X Version 14.6.10 (7164)

Area Scan (51x121x1): Interpolated grid: dx=1.500 mm, dy=1.500 mm
Maximum value of SAR (interpolated) = 0.309 W/kg

Zoom Scan (7x7x7)/Cube 0: Measurement grid: dx=5mm, dy=5mm, dz=5mm
Reference Value = 18.452 V/m; Power Drift = -0.10 dB
Peak SAR (extrapolated) = 0.352 W/kg
SAR(1 g) = 0.252 W/kg; SAR(10 g) = 0.173 W/kg
Maximum value of SAR (measured) = 0.312 W/kg

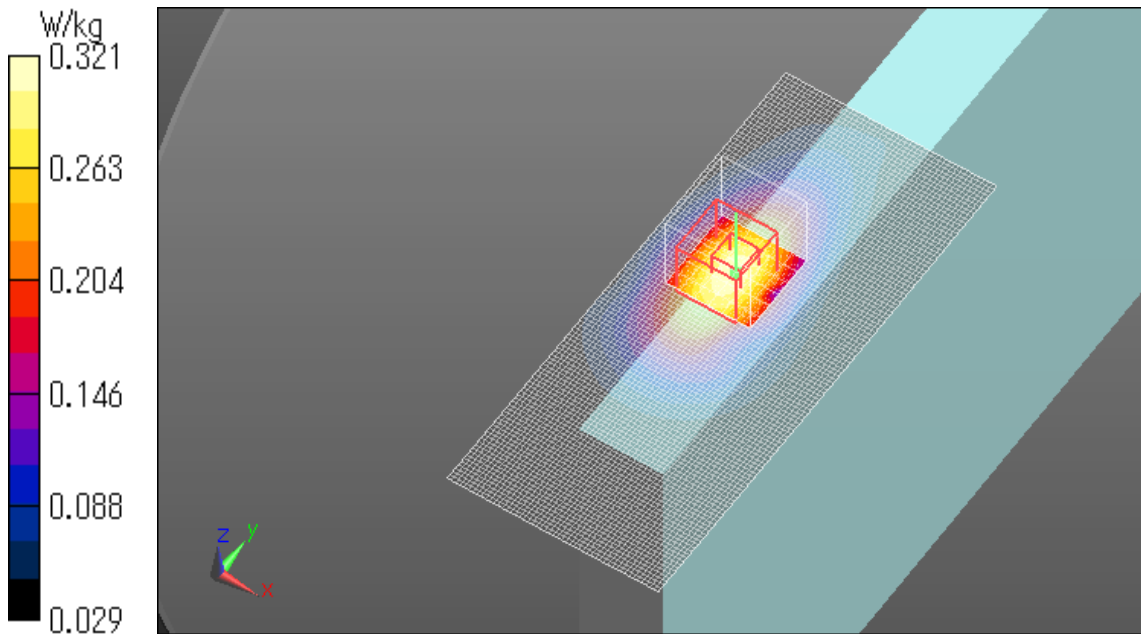


BC10 1xEVDO Rel.0 Main Ant edge1 21mm Full power 822.75MHz

Communication System: UID 0, CDMA2000 (0); Communication System Band: Secondary 800;
Frequency: 822.75 MHz; Duty Cycle: 1:1
Medium parameters used (interpolated): $f = 822.75$ MHz; $\sigma = 0.96$ S/m; $\epsilon_r = 54.024$; $\rho = 1000$ kg/m³
Phantom section: Flat Section
Measurement Standard: DASYS5 (IEEE/IEC/ANSI C63.19-2007)
DASY5 Configuration
Probe: EX3DV4 - SN3922; ConvF(10.16, 10.16, 10.16); Calibrated: 2013/06/04;
Sensor-Surface: 2mm (Mechanical Surface Detection)
Electronics: DAE4 Sn1372; Calibrated: 2013/06/03
Phantom: ELI v5.0 TP1207; Type: QDOVA001BB; Serial: TP:1207
Measurement SW: DASYS2, Version 52.8 (7); SEMCAD X Version 14.6.10 (7164)

Area Scan (51x121x1): Interpolated grid: dx=1.500 mm, dy=1.500 mm
Maximum value of SAR (interpolated) = 0.323 W/kg

Zoom Scan (7x7x7)/Cube 0: Measurement grid: dx=5mm, dy=5mm, dz=5mm
Reference Value = 18.801 V/m; Power Drift = -0.04 dB
Peak SAR (extrapolated) = 0.420 W/kg
SAR(1 g) = 0.257 W/kg; SAR(10 g) = 0.177 W/kg
Maximum value of SAR (measured) = 0.321 W/kg

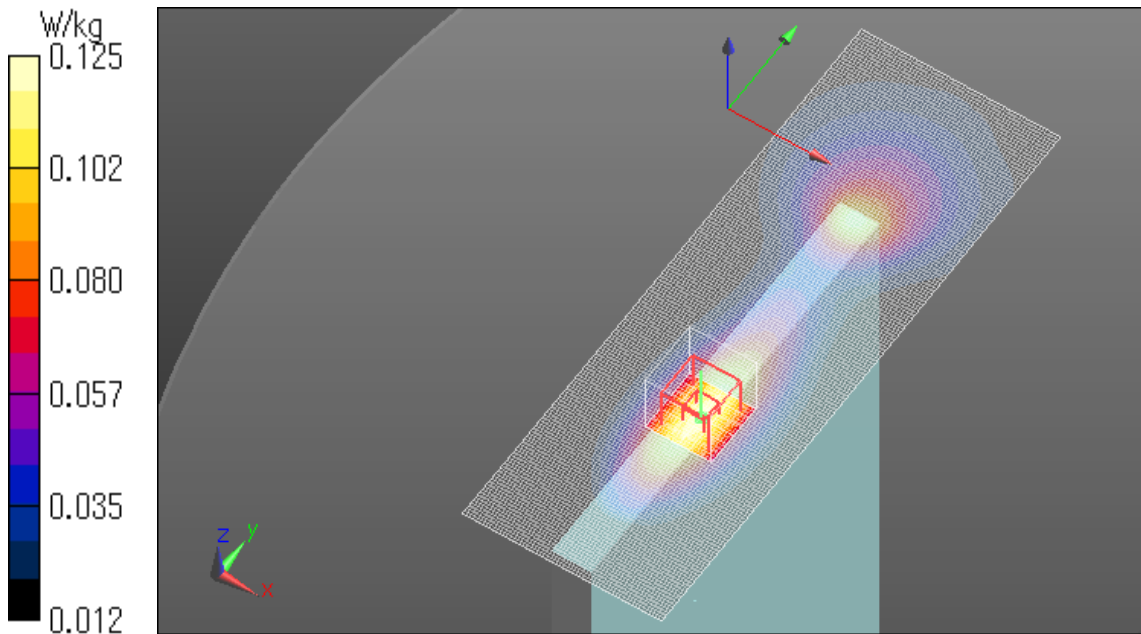


BC10 1xRTT Main Ant edge4 0mm Full power 820MHz

Communication System: UID 0, CDMA2000 (0); Communication System Band: Secondary 800;
Frequency: 820 MHz; Duty Cycle: 1:1
Medium parameters used: $f = 820 \text{ MHz}$; $\sigma = 0.957 \text{ S/m}$; $\epsilon_r = 54.056$; $\rho = 1000 \text{ kg/m}^3$
Phantom section: Flat Section
Measurement Standard: DASYS5 (IEEE/IEC/ANSI C63.19-2007)
DASY5 Configuration
Probe: EX3DV4 - SN3922; ConvF(10.16, 10.16, 10.16); Calibrated: 2013/06/04;
Sensor-Surface: 2mm (Mechanical Surface Detection)
Electronics: DAE4 Sn1372; Calibrated: 2013/06/03
Phantom: ELI v5.0 TP1207; Type: QDOVA001BB; Serial: TP:1207
Measurement SW: DASYS2, Version 52.8 (7); SEMCAD X Version 14.6.10 (7164)

Area Scan (61x181x1): Interpolated grid: $dx=1.500 \text{ mm}$, $dy=1.500 \text{ mm}$
Maximum value of SAR (interpolated) = 0.121 W/kg

Zoom Scan (7x7x7)/Cube 0: Measurement grid: $dx=5\text{mm}$, $dy=5\text{mm}$, $dz=5\text{mm}$
Reference Value = 11.660 V/m ; Power Drift = -0.06 dB
Peak SAR (extrapolated) = 0.150 W/kg
SAR(1 g) = 0.097 W/kg ; SAR(10 g) = 0.065 W/kg
Maximum value of SAR (measured) = 0.125 W/kg



BC10 1xEVDO Rel.0 Main Ant edge4 0mm Full power 822.75MHz

Communication System: UID 0, CDMA2000 (0); Communication System Band: Secondary 800;
Frequency: 822.75 MHz; Duty Cycle: 1:1
Medium parameters used (interpolated): $f = 822.75$ MHz; $\sigma = 0.96$ S/m; $\epsilon_r = 54.024$; $\rho = 1000$ kg/m³
Phantom section: Flat Section
Measurement Standard: DASYS5 (IEEE/IEC/ANSI C63.19-2007)
DASY5 Configuration
Probe: EX3DV4 - SN3922; ConvF(10.16, 10.16, 10.16); Calibrated: 2013/06/04;
Sensor-Surface: 2mm (Mechanical Surface Detection)
Electronics: DAE4 Sn1372; Calibrated: 2013/06/03
Phantom: ELI v5.0 TP1207; Type: QDOVA001BB; Serial: TP:1207
Measurement SW: DASYS2, Version 52.8 (7); SEMCAD X Version 14.6.10 (7164)

Area Scan (61x181x1): Interpolated grid: dx=1.500 mm, dy=1.500 mm
Maximum value of SAR (interpolated) = 0.128 W/kg

Zoom Scan (7x7x7)/Cube 0: Measurement grid: dx=5mm, dy=5mm, dz=5mm
Reference Value = 11.346 V/m; Power Drift = -0.16 dB
Peak SAR (extrapolated) = 0.325 W/kg
SAR(1 g) = 0.120 W/kg; SAR(10 g) = 0.062 W/kg
Maximum value of SAR (measured) = 0.196 W/kg

