

14.7 SAR test plots for CDMA Band 0

BC0 1xRTT Main Ant rear 0mm Reduced power 824.7MHz

Communication System: UID 0, CDMA2000 (0); Communication System Band: US Cellular; Frequency: 824.7 MHz; Duty Cycle: 1:1

Medium parameters used (interpolated): $f = 824.7$ MHz; $\sigma = 0.964$ S/m; $\epsilon_r = 56.114$; $\rho = 1000$ kg/m³

Phantom section: Flat Section

Measurement Standard: DASYS5 (IEEE/IEC/ANSI C63.19-2007)

DASY5 Configuration

Probe: EX3DV4 - SN3922; ConvF(10.16, 10.16, 10.16); Calibrated: 2013/06/04;

Sensor-Surface: 2mm (Mechanical Surface Detection)

Electronics: DAE4 Sn1372; Calibrated: 2013/06/03

Phantom: ELI v5.0 TP1207; Type: QDOVA001BB; Serial: TP:1207

Measurement SW: DASYS2, Version 52.8 (7); SEMCAD X Version 14.6.10 (7164)

Area Scan (61x101x1): Interpolated grid: dx=1.500 mm, dy=1.500 mm

Maximum value of SAR (interpolated) = 0.840 W/kg

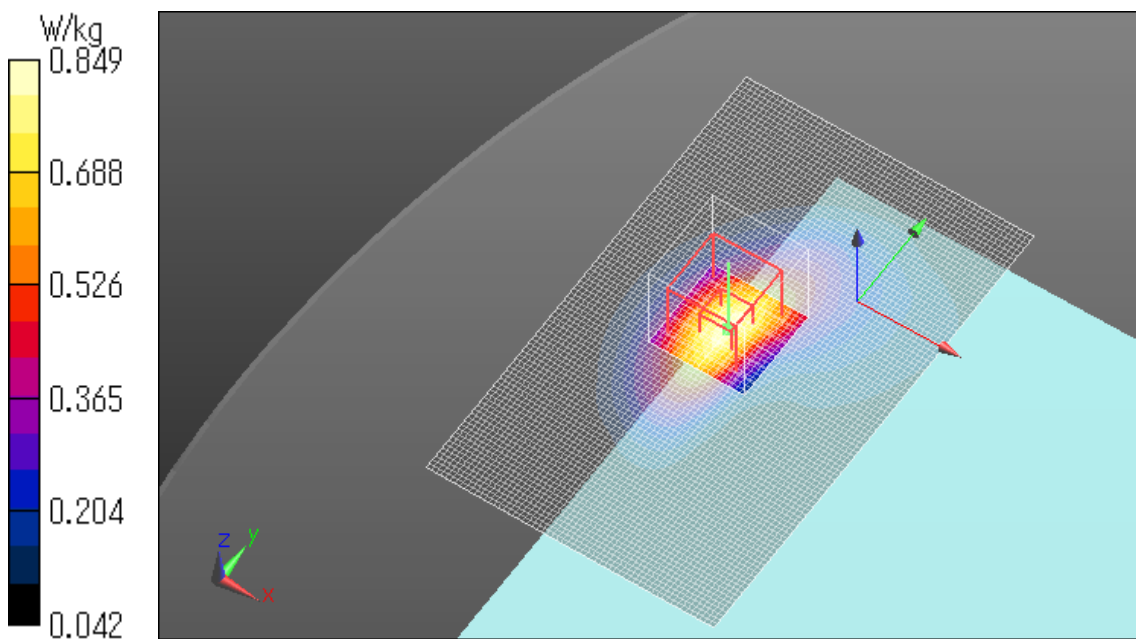
Zoom Scan (7x7x7)/Cube 0: Measurement grid: dx=5mm, dy=5mm, dz=5mm

Reference Value = 30.005 V/m; Power Drift = 0.18 dB

Peak SAR (extrapolated) = 1.05 W/kg

SAR(1 g) = 0.635 W/kg; SAR(10 g) = 0.380 W/kg

Maximum value of SAR (measured) = 0.849 W/kg



BC0 1xRTT Main Ant rear 0mm Reduced power 836.52MHz

Communication System: UID 0, CDMA2000 (0); Communication System Band: US Cellular; Frequency: 836.52 MHz; Duty Cycle: 1:1

Medium parameters used (interpolated): $f = 836.52$ MHz; $\sigma = 0.976$ S/m; $\epsilon_r = 55.99$; $\rho = 1000$ kg/m³

Phantom section: Flat Section

Measurement Standard: DASYS (IEEE/IEC/ANSI C63.19-2007)

DASY5 Configuration

Probe: EX3DV4 - SN3922; ConvF(10.16, 10.16, 10.16); Calibrated: 2013/06/04;

Sensor-Surface: 2mm (Mechanical Surface Detection)

Electronics: DAE4 Sn1372; Calibrated: 2013/06/03

Phantom: ELI v5.0 TP1207; Type: QDOVA001BB; Serial: TP:1207

Measurement SW: DASYS2, Version 52.8 (7); SEMCAD X Version 14.6.10 (7164)

Area Scan (61x101x1): Interpolated grid: dx=1.500 mm, dy=1.500 mm

Maximum value of SAR (interpolated) = 0.812 W/kg

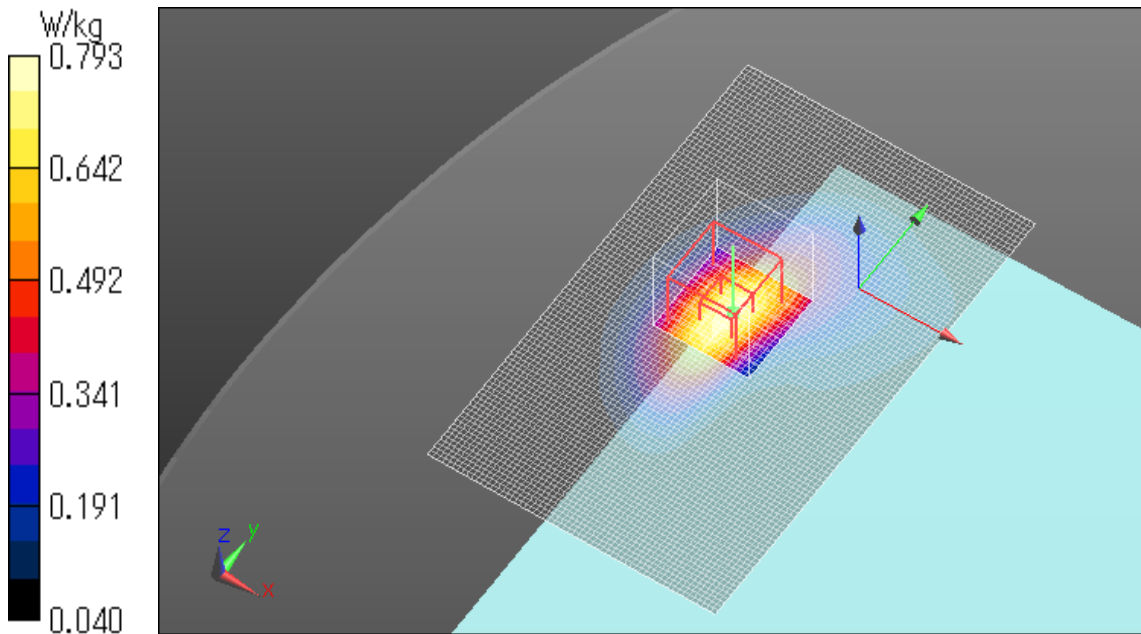
Zoom Scan (7x7x7)/Cube 0: Measurement grid: dx=5mm, dy=5mm, dz=5mm

Reference Value = 28.413 V/m; Power Drift = 0.15 dB

Peak SAR (extrapolated) = 0.975 W/kg

SAR(1 g) = 0.594 W/kg; SAR(10 g) = 0.356 W/kg

Maximum value of SAR (measured) = 0.793 W/kg



BC0 1xRTT Main Ant rear 0mm Reduced power 848.31MHz

Communication System: UID 0, CDMA2000 (0); Communication System Band: US Cellular; Frequency: 848.31 MHz; Duty Cycle: 1:1

Medium parameters used (interpolated): $f = 848.31$ MHz; $\sigma = 0.989$ S/m; $\epsilon_r = 55.875$; $\rho = 1000$ kg/m³

Phantom section: Flat Section

Measurement Standard: DASYS5 (IEEE/IEC/ANSI C63.19-2007)

DASY5 Configuration

Probe: EX3DV4 - SN3922; ConvF(10.16, 10.16, 10.16); Calibrated: 2013/06/04;

Sensor-Surface: 2mm (Mechanical Surface Detection)

Electronics: DAE4 Sn1372; Calibrated: 2013/06/03

Phantom: ELI v5.0 TP1207; Type: QDOVA001BB; Serial: TP:1207

Measurement SW: DASYS2, Version 52.8 (7); SEMCAD X Version 14.6.10 (7164)

Area Scan (61x101x1): Interpolated grid: dx=1.500 mm, dy=1.500 mm

Maximum value of SAR (interpolated) = 0.718 W/kg

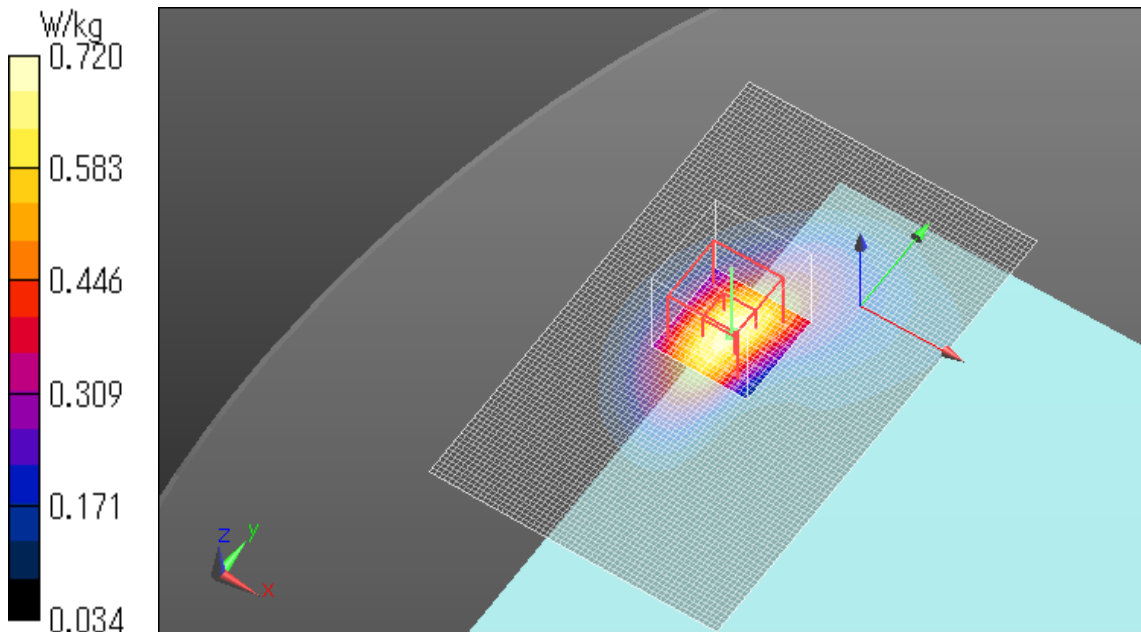
Zoom Scan (7x7x7)/Cube 0: Measurement grid: dx=5mm, dy=5mm, dz=5mm

Reference Value = 27.676 V/m; Power Drift = -0.01 dB

Peak SAR (extrapolated) = 0.890 W/kg

SAR(1 g) = 0.538 W/kg; SAR(10 g) = 0.321 W/kg

Maximum value of SAR (measured) = 0.720 W/kg



BC0 1xEVDO Rel.0 Main Ant rear 0mm Reduced power 836.52MHz

Communication System: UID 0, CDMA2000 (0); Communication System Band: US Cellular; Frequency: 836.52 MHz; Duty Cycle: 1:1

Medium parameters used (interpolated): $f = 836.52$ MHz; $\sigma = 0.987$ S/m; $\epsilon_r = 54.057$; $\rho = 1000$ kg/m³

Phantom section: Flat Section

Measurement Standard: DASYS5 (IEEE/IEC/ANSI C63.19-2007)

DASY5 Configuration

Probe: EX3DV4 - SN3922; ConvF(10.16, 10.16, 10.16); Calibrated: 2013/06/04;

Sensor-Surface: 2mm (Mechanical Surface Detection)

Electronics: DAE4 Sn1372; Calibrated: 2013/06/03

Phantom: ELI v5.0 TP1207; Type: QDOVA001BB; Serial: TP:1207

Measurement SW: DASYS2, Version 52.8 (7); SEMCAD X Version 14.6.10 (7164)

Area Scan (61x101x1): Interpolated grid: dx=1.500 mm, dy=1.500 mm

Maximum value of SAR (interpolated) = 0.850 W/kg

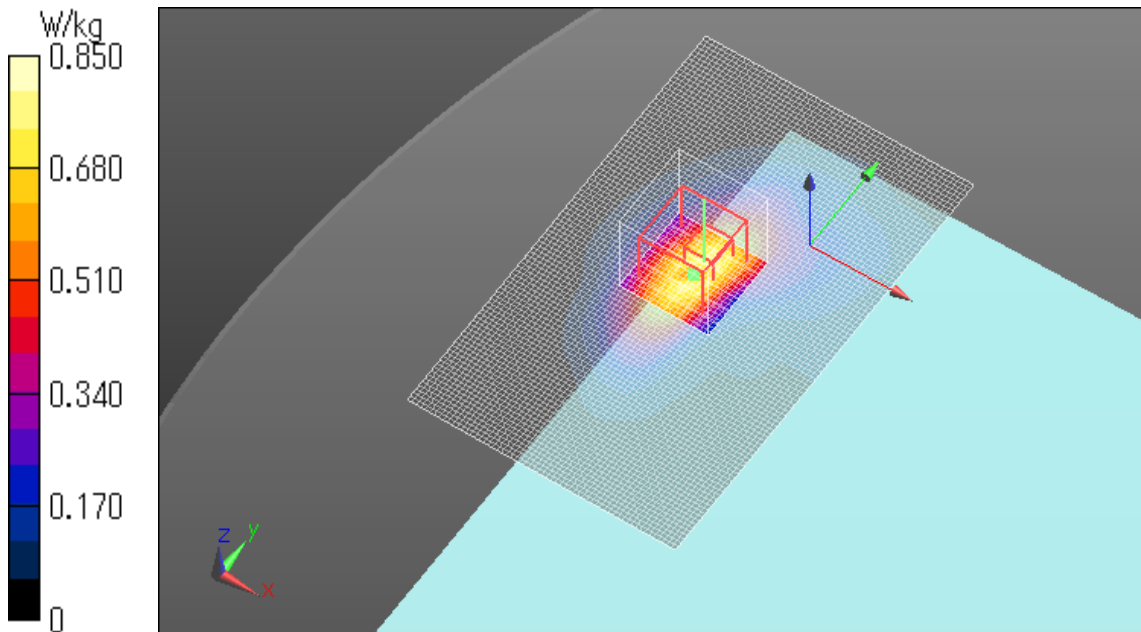
Zoom Scan (7x7x7)/Cube 0: Measurement grid: dx=5mm, dy=5mm, dz=5mm

Reference Value = 29.258 V/m; Power Drift = -0.04 dB

Peak SAR (extrapolated) = 0.956 W/kg

SAR(1 g) = 0.580 W/kg; SAR(10 g) = 0.355 W/kg

Maximum value of SAR (measured) = 0.792 W/kg



BC0 1xRTT Main Ant edge1 0mm Reduced power 824.7MHz

Communication System: UID 0, CDMA2000 (0); Communication System Band: US Cellular; Frequency: 824.7 MHz; Duty Cycle: 1:1

Medium parameters used: $f = 825$ MHz; $\sigma = 0.953$ S/m; $\epsilon_r = 55.895$; $\rho = 1000$ kg/m³

Phantom section: Flat Section

Measurement Standard: DASYS (IEEE/IEC/ANSI C63.19-2007)

DASY5 Configuration

Probe: EX3DV4 - SN3922; ConvF(10.16, 10.16, 10.16); Calibrated: 2013/06/04;

Sensor-Surface: 2mm (Mechanical Surface Detection)

Electronics: DAE4 Sn1372; Calibrated: 2013/06/03

Phantom: ELI v5.0 TP1207; Type: QDOVA001BB; Serial: TP:1207

Measurement SW: DASYS2, Version 52.8 (7); SEMCAD X Version 14.6.10 (7164)

Area Scan (51x121x1): Interpolated grid: dx=1.500 mm, dy=1.500 mm

Maximum value of SAR (interpolated) = 1.32 W/kg

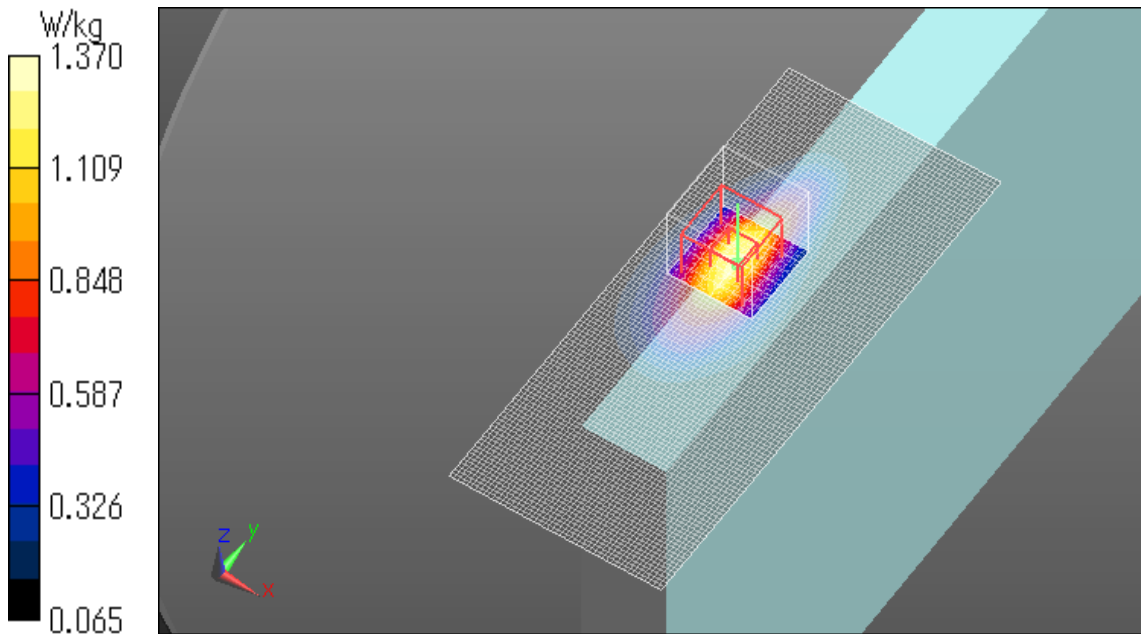
Zoom Scan (7x7x7)/Cube 0: Measurement grid: dx=5mm, dy=5mm, dz=5mm

Reference Value = 38.478 V/m; Power Drift = 0.05 dB

Peak SAR (extrapolated) = 1.78 W/kg

SAR(1 g) = 0.988 W/kg; SAR(10 g) = 0.572 W/kg

Maximum value of SAR (measured) = 1.37 W/kg



BC0 1xRTT Main Ant edge1 0mm Reduced power 836.52MHz

Communication System: UID 0, CDMA2000 (0); Communication System Band: US Cellular; Frequency: 836.52 MHz; Duty Cycle: 1:1

Medium parameters used (interpolated): $f = 836.52$ MHz; $\sigma = 0.965$ S/m; $\epsilon_r = 55.78$; $\rho = 1000$ kg/m³

Phantom section: Flat Section

Measurement Standard: DASYS (IEEE/IEC/ANSI C63.19-2007)

DASY5 Configuration

Probe: EX3DV4 - SN3922; ConvF(10.16, 10.16, 10.16); Calibrated: 2013/06/04;

Sensor-Surface: 2mm (Mechanical Surface Detection)

Electronics: DAE4 Sn1372; Calibrated: 2013/06/03

Phantom: ELI v5.0 TP1207; Type: QDOVA001BB; Serial: TP:1207

Measurement SW: DASYS2, Version 52.8 (7); SEMCAD X Version 14.6.10 (7164)

Area Scan (51x121x1): Interpolated grid: dx=1.500 mm, dy=1.500 mm

Maximum value of SAR (interpolated) = 1.22 W/kg

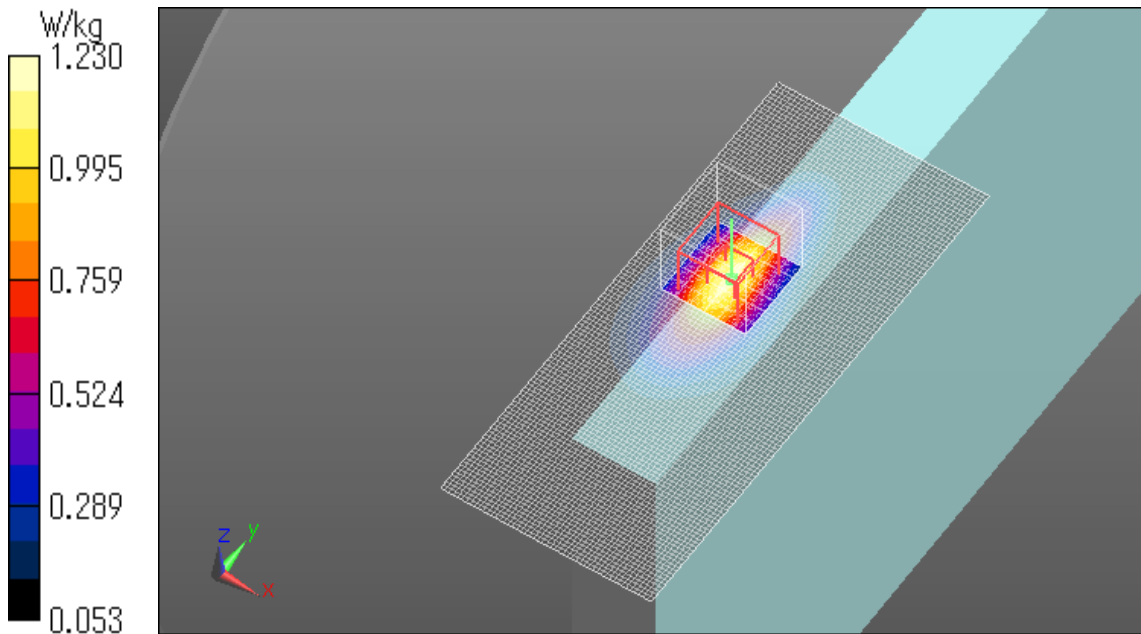
Zoom Scan (7x7x7)/Cube 0: Measurement grid: dx=5mm, dy=5mm, dz=5mm

Reference Value = 36.657 V/m; Power Drift = -0.02 dB

Peak SAR (extrapolated) = 1.56 W/kg

SAR(1 g) = 0.894 W/kg; SAR(10 g) = 0.513 W/kg

Maximum value of SAR (measured) = 1.23 W/kg



BC0 1xRTT Main Ant edge1 0mm Reduced power 848.31MHz

Communication System: UID 0, CDMA2000 (0); Communication System Band: US Cellular; Frequency: 848.31 MHz; Duty Cycle: 1:1

Medium parameters used (interpolated): $f = 848.31$ MHz; $\sigma = 0.978$ S/m; $\epsilon_r = 55.662$; $\rho = 1000$ kg/m³

Phantom section: Flat Section

Measurement Standard: DASYS5 (IEEE/IEC/ANSI C63.19-2007)

DASY5 Configuration

Probe: EX3DV4 - SN3922; ConvF(10.16, 10.16, 10.16); Calibrated: 2013/06/04;

Sensor-Surface: 2mm (Mechanical Surface Detection)

Electronics: DAE4 Sn1372; Calibrated: 2013/06/03

Phantom: ELI v5.0 TP1207; Type: QDOVA001BB; Serial: TP:1207

Measurement SW: DASYS2, Version 52.8 (7); SEMCAD X Version 14.6.10 (7164)

Area Scan (51x121x1): Interpolated grid: dx=1.500 mm, dy=1.500 mm

Maximum value of SAR (interpolated) = 1.18 W/kg

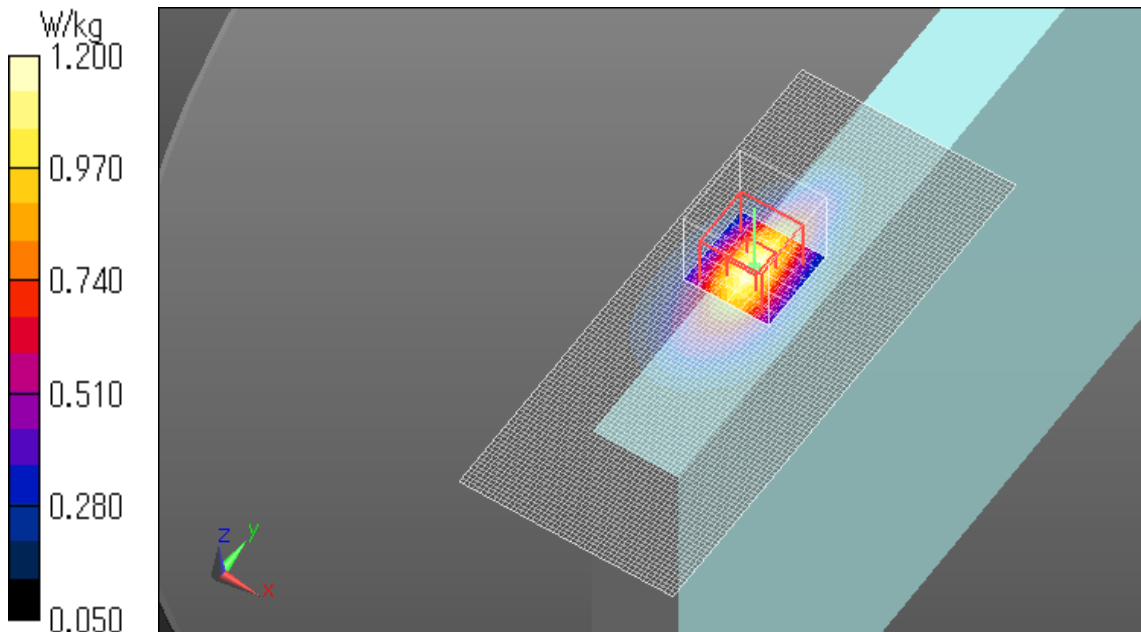
Zoom Scan (7x7x7)/Cube 0: Measurement grid: dx=5mm, dy=5mm, dz=5mm

Reference Value = 35.740 V/m; Power Drift = -0.00 dB

Peak SAR (extrapolated) = 1.53 W/kg

SAR(1 g) = 0.862 W/kg; SAR(10 g) = 0.495 W/kg

Maximum value of SAR (measured) = 1.20 W/kg



BC0 1xEVDO Rel.0 Main Ant edge1 0mm Reduced power 824.7MHz

Communication System: UID 0, CDMA2000 (0); Communication System Band: US Cellular; Frequency: 824.7 MHz; Duty Cycle: 1:1

Medium parameters used: $f = 825$ MHz; $\sigma = 0.953$ S/m; $\epsilon_r = 55.895$; $\rho = 1000$ kg/m³

Phantom section: Flat Section

Measurement Standard: DASYS (IEEE/IEC/ANSI C63.19-2007)

DASY5 Configuration

Probe: EX3DV4 - SN3922; ConvF(10.16, 10.16, 10.16); Calibrated: 2013/06/04;

Sensor-Surface: 2mm (Mechanical Surface Detection)

Electronics: DAE4 Sn1372; Calibrated: 2013/06/03

Phantom: ELI v5.0 TP1207; Type: QDOVA001BB; Serial: TP:1207

Measurement SW: DASYS2, Version 52.8 (7); SEMCAD X Version 14.6.10 (7164)

Area Scan (51x121x1): Interpolated grid: dx=1.500 mm, dy=1.500 mm

Maximum value of SAR (interpolated) = 1.41 W/kg

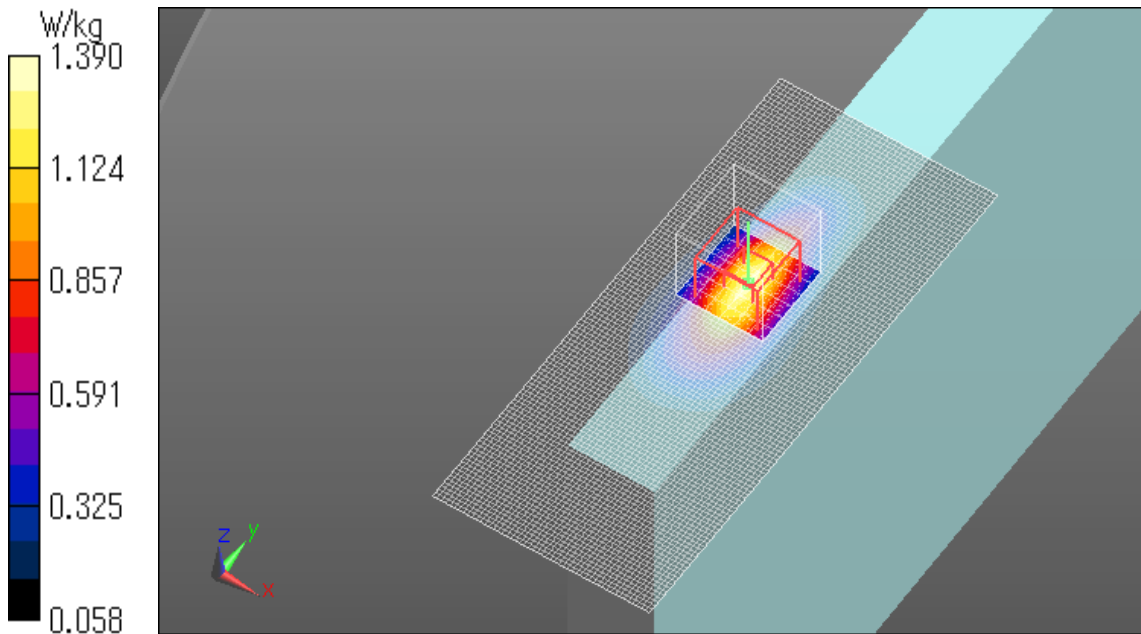
Zoom Scan (7x7x7)/Cube 0: Measurement grid: dx=5mm, dy=5mm, dz=5mm

Reference Value = 38.796 V/m; Power Drift = 0.02 dB

Peak SAR (extrapolated) = 1.75 W/kg

SAR(1 g) = 0.990 W/kg; SAR(10 g) = 0.570 W/kg

Maximum value of SAR (measured) = 1.39 W/kg



BC0 1xEVDO Rel.0 Main Ant edge1 0mm Reduced power 824.7MHz

Communication System: UID 0, CDMA2000 (0); Communication System Band: US Cellular; Frequency: 824.7 MHz; Duty Cycle: 1:1

Medium parameters used: $f = 825$ MHz; $\sigma = 0.953$ S/m; $\epsilon_r = 55.895$; $\rho = 1000$ kg/m³

Phantom section: Flat Section

Measurement Standard: DASYS (IEEE/IEC/ANSI C63.19-2007)

DASY5 Configuration

Probe: EX3DV4 - SN3922; ConvF(10.16, 10.16, 10.16); Calibrated: 2013/06/04;

Sensor-Surface: 2mm (Mechanical Surface Detection)

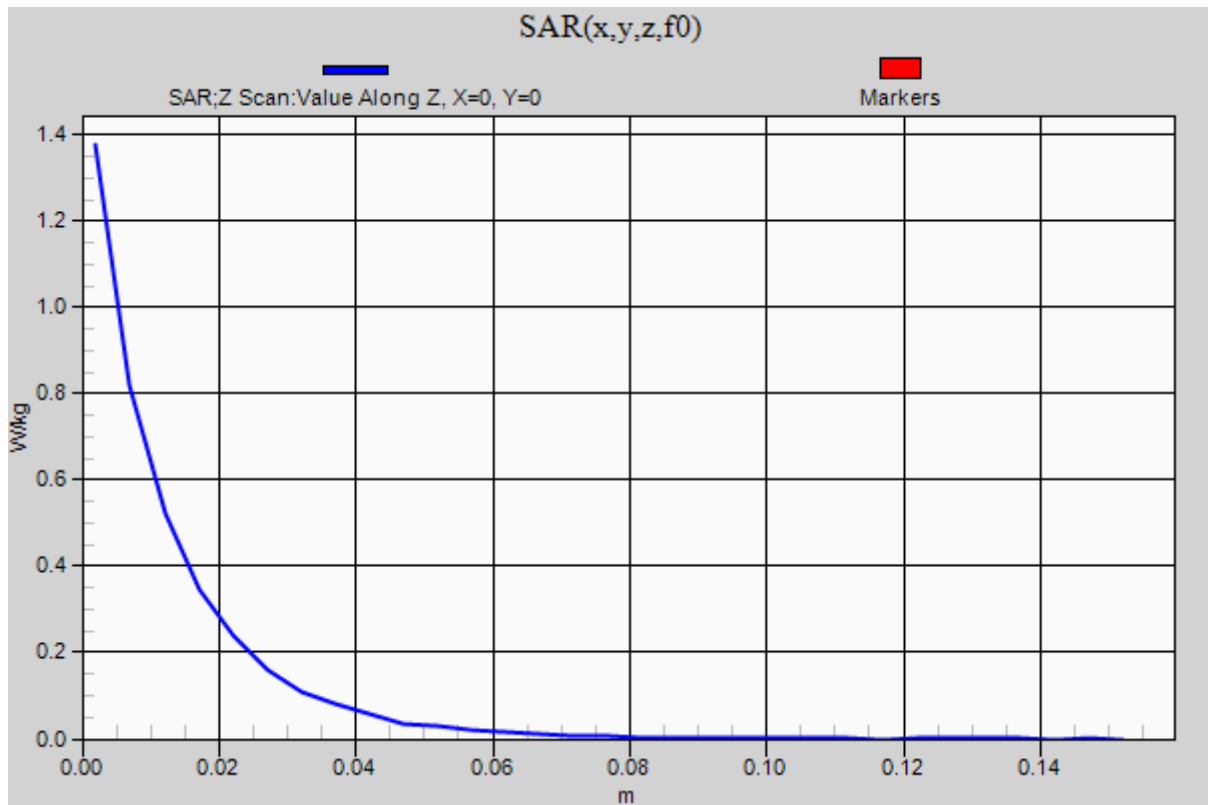
Electronics: DAE4 Sn1372; Calibrated: 2013/06/03

Phantom: ELI v5.0 TP1207; Type: QDOVA001BB; Serial: TP:1207

Measurement SW: DASYS2, Version 52.8 (7); SEMCAD X Version 14.6.10 (7164)

Z Scan (1x1x31): Measurement grid: dx=20mm, dy=20mm, dz=5mm

Maximum value of SAR (measured) = 1.38 W/kg



BC0 1xEVDO Rel.0 Main Ant edge1 0mm Reduced power 836.52MHz

Communication System: UID 0, CDMA2000 (0); Communication System Band: US Cellular; Frequency: 836.52 MHz; Duty Cycle: 1:1

Medium parameters used (interpolated): $f = 836.52$ MHz; $\sigma = 0.987$ S/m; $\epsilon_r = 54.057$; $\rho = 1000$ kg/m³

Phantom section: Flat Section

Measurement Standard: DASYS5 (IEEE/IEC/ANSI C63.19-2007)

DASY5 Configuration

Probe: EX3DV4 - SN3922; ConvF(10.16, 10.16, 10.16); Calibrated: 2013/06/04;

Sensor-Surface: 2mm (Mechanical Surface Detection)

Electronics: DAE4 Sn1372; Calibrated: 2013/06/03

Phantom: ELI v5.0 TP1207; Type: QDOVA001BB; Serial: TP:1207

Measurement SW: DASYS2, Version 52.8 (7); SEMCAD X Version 14.6.10 (7164)

Area Scan (51x121x1): Interpolated grid: dx=1.500 mm, dy=1.500 mm

Maximum value of SAR (interpolated) = 1.26 W/kg

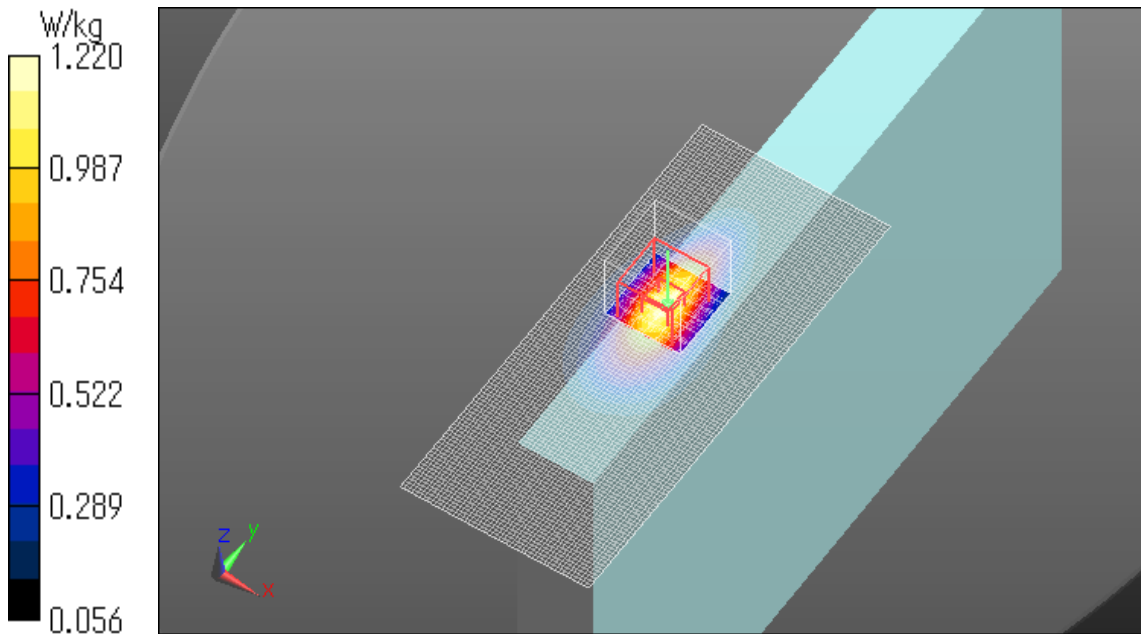
Zoom Scan (7x7x7)/Cube 0: Measurement grid: dx=5mm, dy=5mm, dz=5mm

Reference Value = 36.148 V/m; Power Drift = -0.05 dB

Peak SAR (extrapolated) = 1.53 W/kg

SAR(1 g) = 0.891 W/kg; SAR(10 g) = 0.512 W/kg

Maximum value of SAR (measured) = 1.22 W/kg



BC0 1xEVDO Rel.0 Main Ant edge1 0mm Reduced power 848.31MHz

Communication System: UID 0, CDMA2000 (0); Communication System Band: US Cellular; Frequency: 848.31 MHz; Duty Cycle: 1:1

Medium parameters used (interpolated): $f = 848.31$ MHz; $\sigma = 0.978$ S/m; $\epsilon_r = 55.662$; $\rho = 1000$ kg/m³

Phantom section: Flat Section

Measurement Standard: DASYS5 (IEEE/IEC/ANSI C63.19-2007)

DASY5 Configuration

Probe: EX3DV4 - SN3922; ConvF(10.16, 10.16, 10.16); Calibrated: 2013/06/04;

Sensor-Surface: 2mm (Mechanical Surface Detection)

Electronics: DAE4 Sn1372; Calibrated: 2013/06/03

Phantom: ELI v5.0 TP1207; Type: QDOVA001BB; Serial: TP:1207

Measurement SW: DASYS2, Version 52.8 (7); SEMCAD X Version 14.6.10 (7164)

Area Scan (51x121x1): Interpolated grid: dx=1.500 mm, dy=1.500 mm

Maximum value of SAR (interpolated) = 1.21 W/kg

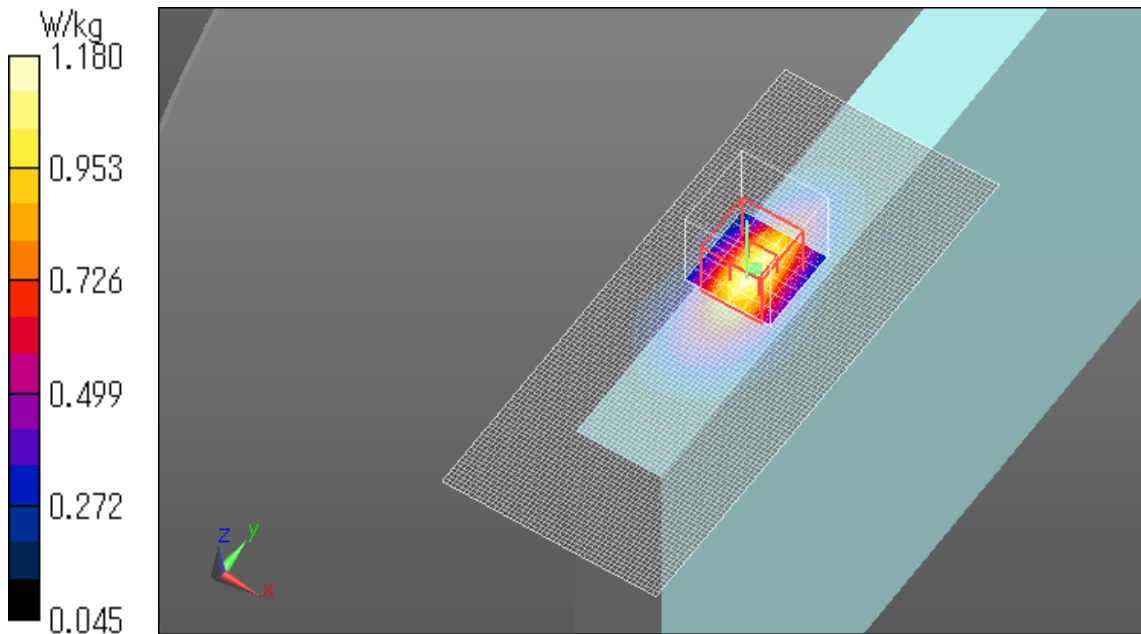
Zoom Scan (7x7x7)/Cube 0: Measurement grid: dx=5mm, dy=5mm, dz=5mm

Reference Value = 35.671 V/m; Power Drift = -0.03 dB

Peak SAR (extrapolated) = 1.52 W/kg

SAR(1 g) = 0.846 W/kg; SAR(10 g) = 0.483 W/kg

Maximum value of SAR (measured) = 1.18 W/kg



BC0 1xRTT Main Ant rear 13mm Full power 836.52MHz

Communication System: UID 0, CDMA2000 (0); Communication System Band: US Cellular; Frequency: 836.52 MHz; Duty Cycle: 1:1

Medium parameters used (interpolated): $f = 836.52$ MHz; $\sigma = 0.965$ S/m; $\epsilon_r = 55.78$; $\rho = 1000$ kg/m³

Phantom section: Flat Section

Measurement Standard: DASYS5 (IEEE/IEC/ANSI C63.19-2007)

DASY5 Configuration

Probe: EX3DV4 - SN3922; ConvF(10.16, 10.16, 10.16); Calibrated: 2013/06/04;

Sensor-Surface: 2mm (Mechanical Surface Detection)

Electronics: DAE4 Sn1372; Calibrated: 2013/06/03

Phantom: ELI v5.0 TP1207; Type: QDOVA001BB; Serial: TP:1207

Measurement SW: DASYS2, Version 52.8 (7); SEMCAD X Version 14.6.10 (7164)

Area Scan (61x101x1): Interpolated grid: dx=1.500 mm, dy=1.500 mm

Maximum value of SAR (interpolated) = 0.436 W/kg

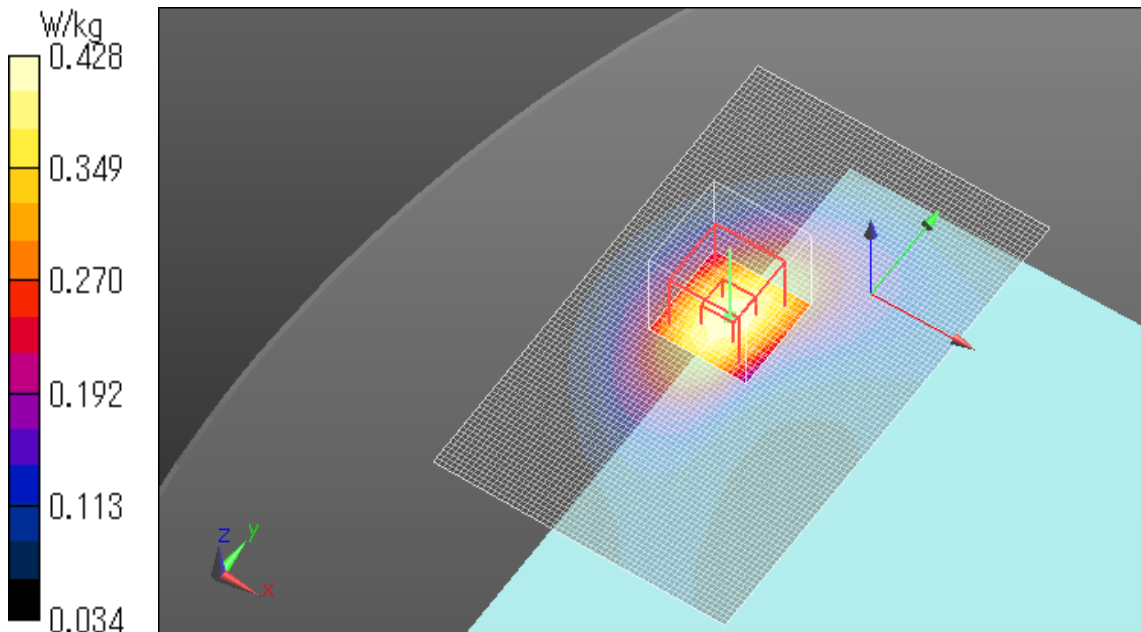
Zoom Scan (7x7x7)/Cube 0: Measurement grid: dx=5mm, dy=5mm, dz=5mm

Reference Value = 21.555 V/m; Power Drift = -0.03 dB

Peak SAR (extrapolated) = 0.492 W/kg

SAR(1 g) = 0.345 W/kg; SAR(10 g) = 0.231 W/kg

Maximum value of SAR (measured) = 0.428 W/kg



BC0 1xEVDO Rel.0 Main Ant rear 13mm Full power 836.52MHz

Communication System: UID 0, CDMA2000 (0); Communication System Band: US Cellular; Frequency: 836.52 MHz; Duty Cycle: 1:1

Medium parameters used (interpolated): $f = 836.52$ MHz; $\sigma = 0.965$ S/m; $\epsilon_r = 55.78$; $\rho = 1000$ kg/m³

Phantom section: Flat Section

Measurement Standard: DASY5 (IEEE/IEC/ANSI C63.19-2007)

DASY5 Configuration

Probe: EX3DV4 - SN3922; ConvF(10.16, 10.16, 10.16); Calibrated: 2013/06/04;

Sensor-Surface: 2mm (Mechanical Surface Detection)

Electronics: DAE4 Sn1372; Calibrated: 2013/06/03

Phantom: ELI v5.0 TP1207; Type: QDOVA001BB; Serial: TP:1207

Measurement SW: DASY52, Version 52.8 (7); SEMCAD X Version 14.6.10 (7164)

Area Scan (61x101x1): Interpolated grid: dx=1.500 mm, dy=1.500 mm

Maximum value of SAR (interpolated) = 0.444 W/kg

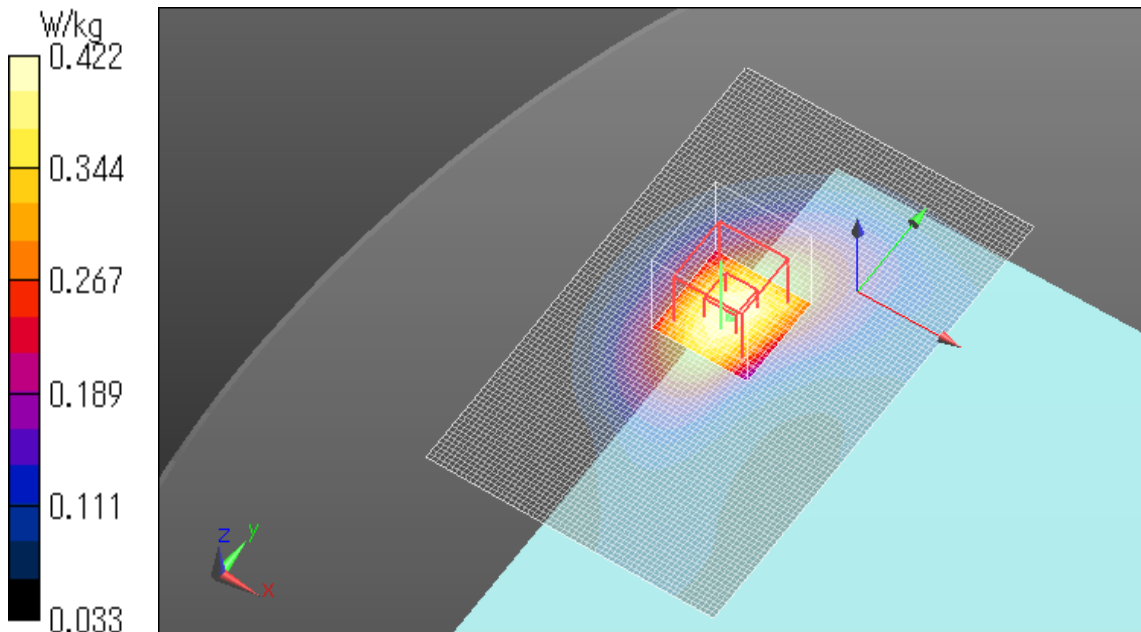
Zoom Scan (7x7x7)/Cube 0: Measurement grid: dx=5mm, dy=5mm, dz=5mm

Reference Value = 21.434 V/m; Power Drift = 0.07 dB

Peak SAR (extrapolated) = 0.490 W/kg

SAR(1 g) = 0.343 W/kg; SAR(10 g) = 0.230 W/kg

Maximum value of SAR (measured) = 0.422 W/kg



BC0 1xRTT Main Ant edge1 21mm Full power 836.52MHz

Communication System: UID 0, CDMA2000 (0); Communication System Band: US Cellular; Frequency: 836.52 MHz; Duty Cycle: 1:1

Medium parameters used (interpolated): $f = 836.52$ MHz; $\sigma = 0.965$ S/m; $\epsilon_r = 55.78$; $\rho = 1000$ kg/m³

Phantom section: Flat Section

Measurement Standard: DASYS (IEEE/IEC/ANSI C63.19-2007)

DASY5 Configuration

Probe: EX3DV4 - SN3922; ConvF(10.16, 10.16, 10.16); Calibrated: 2013/06/04;

Sensor-Surface: 2mm (Mechanical Surface Detection)

Electronics: DAE4 Sn1372; Calibrated: 2013/06/03

Phantom: ELI v5.0 TP1207; Type: QDOVA001BB; Serial: TP:1207

Measurement SW: DASYS2, Version 52.8 (7); SEMCAD X Version 14.6.10 (7164)

Area Scan (51x121x1): Interpolated grid: dx=1.500 mm, dy=1.500 mm

Maximum value of SAR (interpolated) = 0.260 W/kg

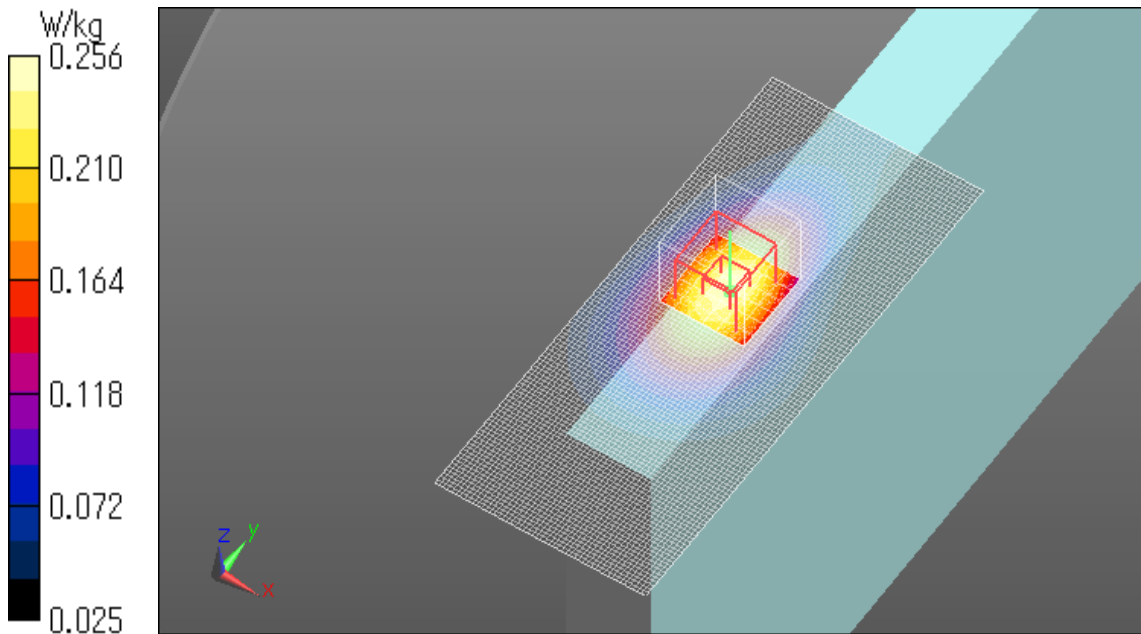
Zoom Scan (7x7x7)/Cube 0: Measurement grid: dx=5mm, dy=5mm, dz=5mm

Reference Value = 16.408 V/m; Power Drift = 0.07 dB

Peak SAR (extrapolated) = 0.290 W/kg

SAR(1 g) = 0.209 W/kg; SAR(10 g) = 0.145 W/kg

Maximum value of SAR (measured) = 0.256 W/kg



BC0 1xEVDO Rel.0 Main Ant edge1 21mm Full power 836.52MHz

Communication System: UID 0, CDMA2000 (0); Communication System Band: US Cellular; Frequency: 836.52 MHz; Duty Cycle: 1:1

Medium parameters used (interpolated): $f = 836.52$ MHz; $\sigma = 0.965$ S/m; $\epsilon_r = 55.78$; $\rho = 1000$ kg/m³

Phantom section: Flat Section

Measurement Standard: DASYS5 (IEEE/IEC/ANSI C63.19-2007)

DASY5 Configuration

Probe: EX3DV4 - SN3922; ConvF(10.16, 10.16, 10.16); Calibrated: 2013/06/04;

Sensor-Surface: 2mm (Mechanical Surface Detection)

Electronics: DAE4 Sn1372; Calibrated: 2013/06/03

Phantom: ELI v5.0 TP1207; Type: QDOVA001BB; Serial: TP:1207

Measurement SW: DASYS2, Version 52.8 (7); SEMCAD X Version 14.6.10 (7164)

Area Scan (51x121x1): Interpolated grid: dx=1.500 mm, dy=1.500 mm

Maximum value of SAR (interpolated) = 0.262 W/kg

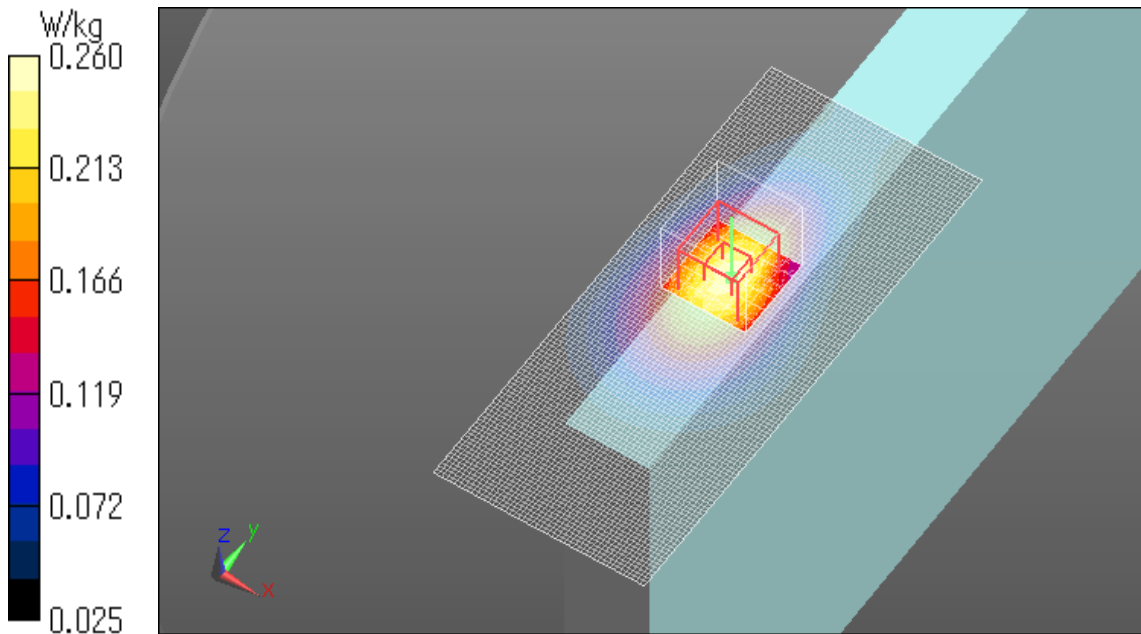
Zoom Scan (7x7x7)/Cube 0: Measurement grid: dx=5mm, dy=5mm, dz=5mm

Reference Value = 16.675 V/m; Power Drift = -0.12 dB

Peak SAR (extrapolated) = 0.326 W/kg

SAR(1 g) = 0.211 W/kg; SAR(10 g) = 0.143 W/kg

Maximum value of SAR (measured) = 0.260 W/kg



BC0 1xRTT Main Ant edge4 0mm Full power 836.52MHz

Communication System: UID 0, CDMA2000 (0); Communication System Band: US Cellular; Frequency: 836.52 MHz; Duty Cycle: 1:1

Medium parameters used (interpolated): $f = 836.52$ MHz; $\sigma = 0.977$ S/m; $\epsilon_r = 54.415$; $\rho = 1000$ kg/m³

Phantom section: Flat Section

Measurement Standard: DASYS (IEEE/IEC/ANSI C63.19-2007)

DASY5 Configuration

Probe: EX3DV4 - SN3922; ConvF(10.16, 10.16, 10.16); Calibrated: 2013/06/04;

Sensor-Surface: 2mm (Mechanical Surface Detection)

Electronics: DAE4 Sn1372; Calibrated: 2013/06/03

Phantom: ELI v5.0 TP1207; Type: QDOVA001BB; Serial: TP:1207

Measurement SW: DASYS2, Version 52.8 (7); SEMCAD X Version 14.6.10 (7164)

Area Scan (61x181x1): Interpolated grid: dx=1.500 mm, dy=1.500 mm

Maximum value of SAR (interpolated) = 0.107 W/kg

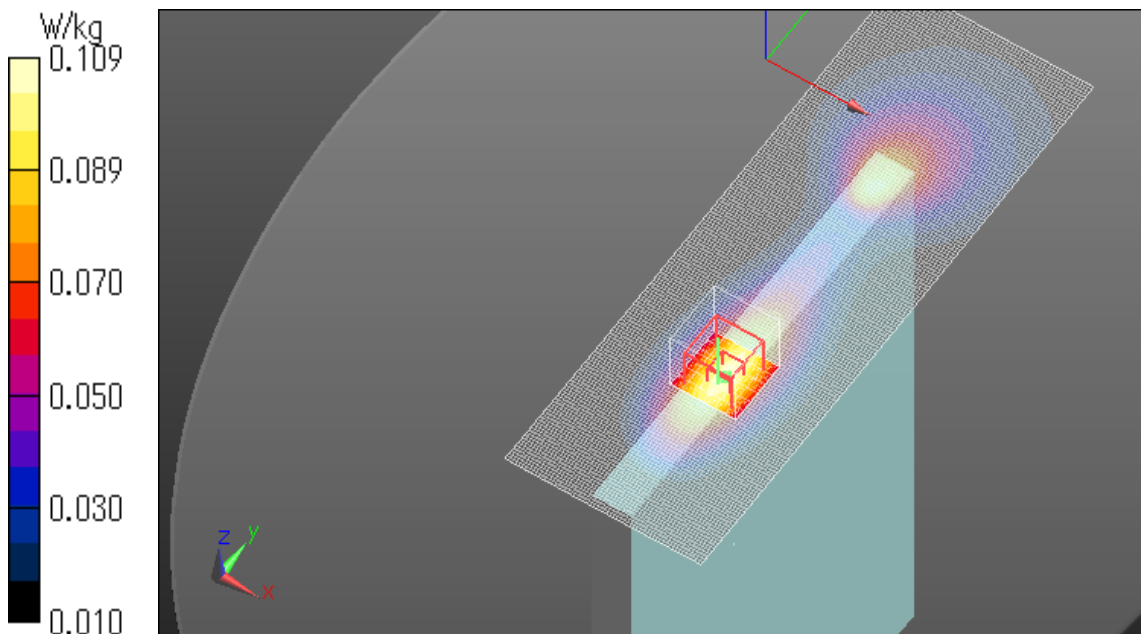
Zoom Scan (7x7x7)/Cube 0: Measurement grid: dx=5mm, dy=5mm, dz=5mm

Reference Value = 10.794 V/m; Power Drift = -0.06 dB

Peak SAR (extrapolated) = 0.130 W/kg

SAR(1 g) = 0.086 W/kg; SAR(10 g) = 0.056 W/kg

Maximum value of SAR (measured) = 0.109 W/kg



BC0 1xEVDO Main Ant edge4 0mm Full power 836.52MHz

Communication System: UID 0, CDMA2000 (0); Communication System Band: US Cellular; Frequency: 836.52 MHz; Duty Cycle: 1:1

Medium parameters used (interpolated): $f = 836.52$ MHz; $\sigma = 0.977$ S/m; $\epsilon_r = 54.415$; $\rho = 1000$ kg/m³

Phantom section: Flat Section

Measurement Standard: DASYS5 (IEEE/IEC/ANSI C63.19-2007)

DASY5 Configuration

Probe: EX3DV4 - SN3922; ConvF(10.16, 10.16, 10.16); Calibrated: 2013/06/04;

Sensor-Surface: 2mm (Mechanical Surface Detection)

Electronics: DAE4 Sn1372; Calibrated: 2013/06/03

Phantom: ELI v5.0 TP1207; Type: QDOVA001BB; Serial: TP:1207

Measurement SW: DASYS2, Version 52.8 (7); SEMCAD X Version 14.6.10 (7164)

Area Scan (61x181x1): Interpolated grid: dx=1.500 mm, dy=1.500 mm

Maximum value of SAR (interpolated) = 0.0323 W/kg

Zoom Scan (7x7x7)/Cube 0: Measurement grid: dx=5mm, dy=5mm, dz=5mm

Reference Value = 5.938 V/m; Power Drift = 0.10 dB

Peak SAR (extrapolated) = 0.0500 W/kg

SAR(1 g) = 0.026 W/kg; SAR(10 g) = 0.017 W/kg

Maximum value of SAR (measured) = 0.0342 W/kg

