

14.2 SAR test plots for GSM850

GSM850 GPRS 2slot Main Ant Rear Reduced power 848.8MHz

Communication System: UID 0, Generic GSM (0); Communication System Band: GSM 850 (824.0 - 849.0 MHz); Frequency: 848.8 MHz; Duty Cycle: 1:4.19952

Medium parameters used (interpolated): $f = 848.8$ MHz; $\sigma = 0.996$ S/m; $\epsilon_r = 54.737$; $\rho = 1000$ kg/m³

Phantom section: Flat Section

Measurement Standard: DASYS (IEEE/IEC/ANSI C63.19-2007)

DASY5 Configuration

Probe: EX3DV4 - SN3922; ConvF(10.16, 10.16, 10.16); Calibrated: 2013/06/04;

Sensor-Surface: 2mm (Mechanical Surface Detection)

Electronics: DAE4 Sn1372; Calibrated: 2013/06/03

Phantom: ELI v5.0 TP1207; Type: QDOVA001BB; Serial: TP:1207

Measurement SW: DASYS2, Version 52.8 (7); SEMCAD X Version 14.6.10 (7164)

Area Scan (61x101x1): Interpolated grid: dx=1.500 mm, dy=1.500 mm

Maximum value of SAR (interpolated) = 0.631 W/kg

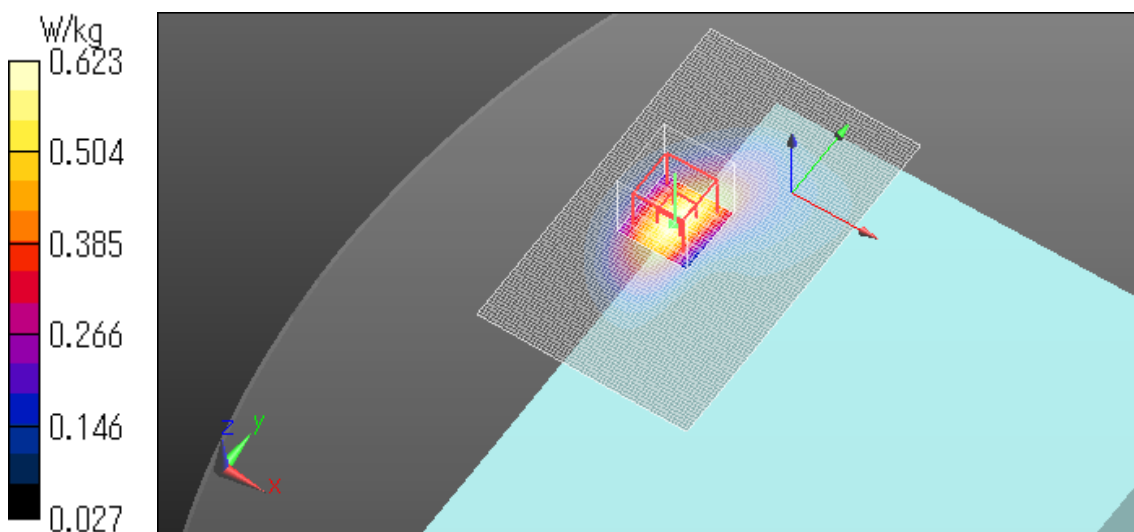
Zoom Scan (7x7x7)/Cube 0: Measurement grid: dx=5mm, dy=5mm, dz=5mm

Reference Value = 25.640 V/m; Power Drift = -0.05 dB

Peak SAR (extrapolated) = 0.772 W/kg

SAR(1 g) = 0.464 W/kg; SAR(10 g) = 0.276 W/kg

Maximum value of SAR (measured) = 0.623 W/kg



GSM850 GPRS 2slot Main Ant Edge1 0mm Reduced power 824.2MHz

Communication System: UID 0, Generic GSM (0); Communication System Band: GSM 850 (824.0 - 849.0 MHz); Frequency: 824.2 MHz; Duty Cycle: 1:4.19952

Medium parameters used (interpolated): $f = 824.2$ MHz; $\sigma = 0.972$ S/m; $\epsilon_r = 55.068$; $\rho = 1000$ kg/m³

Phantom section: Flat Section

Measurement Standard: DASYS (IEEE/IEC/ANSI C63.19-2007)

DASY5 Configuration

Probe: EX3DV4 - SN3922; ConvF(10.16, 10.16, 10.16); Calibrated: 2013/06/04;

Sensor-Surface: 2mm (Mechanical Surface Detection)

Electronics: DAE4 Sn1372; Calibrated: 2013/06/03

Phantom: ELI v5.0 TP1207; Type: QDOVA001BB; Serial: TP:1207

Measurement SW: DASYS2, Version 52.8 (7); SEMCAD X Version 14.6.10 (7164)

Area Scan (51x121x1): Interpolated grid: dx=1.500 mm, dy=1.500 mm

Maximum value of SAR (interpolated) = 1.12 W/kg

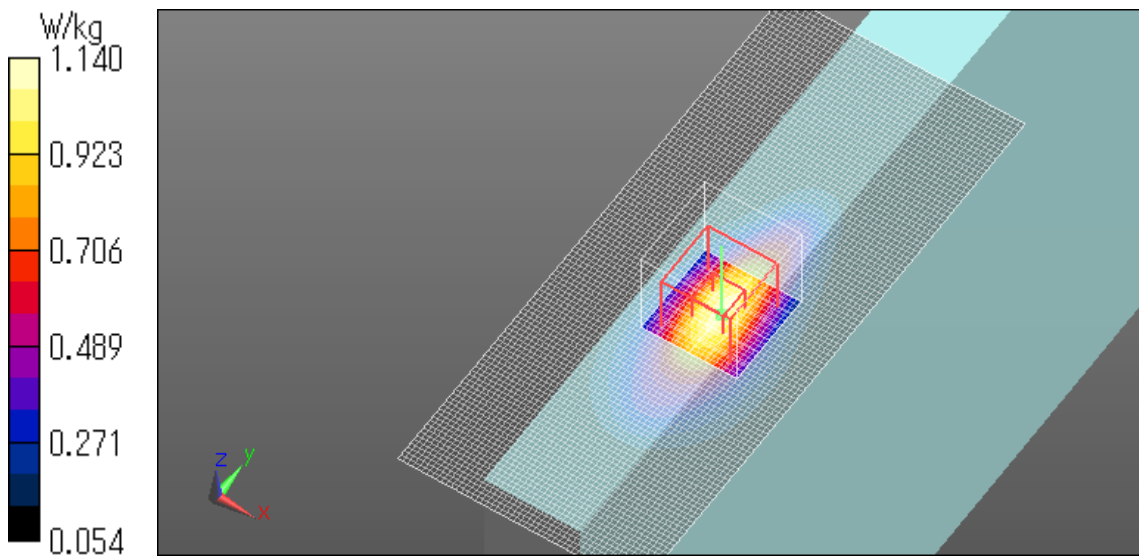
Zoom Scan (7x7x7)/Cube 0: Measurement grid: dx=5mm, dy=5mm, dz=5mm

Reference Value = 35.195 V/m; Power Drift = -0.01 dB

Peak SAR (extrapolated) = 1.44 W/kg

SAR(1 g) = 0.837 W/kg; SAR(10 g) = 0.485 W/kg

Maximum value of SAR (measured) = 1.14 W/kg



GSM850 GPRS 2slot Main Ant Edge1 0mm Reduced power 824.2MHz

Communication System: UID 0, Generic GSM (0); Communication System Band: GSM 850 (824.0 - 849.0 MHz); Frequency: 824.2 MHz; Duty Cycle: 1:4.19952

Medium parameters used (interpolated): $f = 824.2$ MHz; $\sigma = 0.972$ S/m; $\epsilon_r = 55.068$; $\rho = 1000$ kg/m³

Phantom section: Flat Section

Measurement Standard: DASYS (IEEE/IEC/ANSI C63.19-2007)

DASY5 Configuration

Probe: EX3DV4 - SN3922; ConvF(10.16, 10.16, 10.16); Calibrated: 2013/06/04;

Sensor-Surface: 2mm (Mechanical Surface Detection)

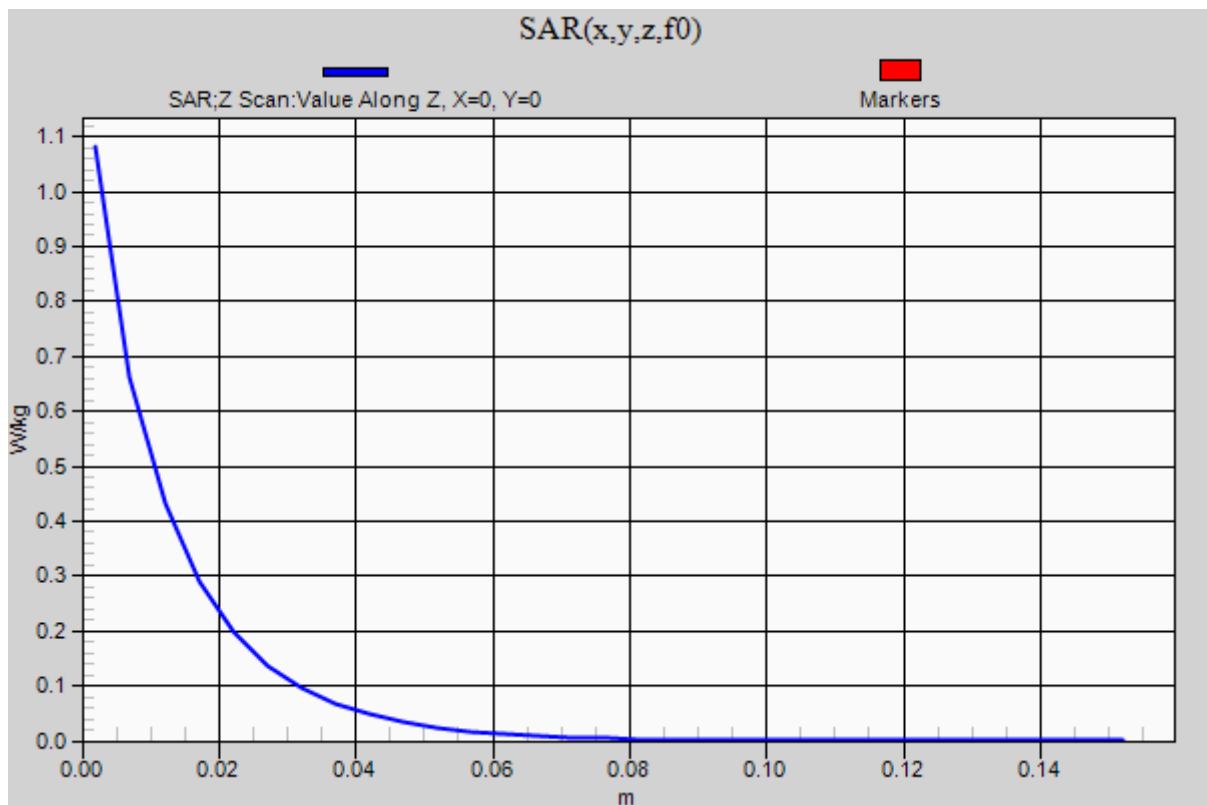
Electronics: DAE4 Sn1372; Calibrated: 2013/06/03

Phantom: ELI v5.0 TP1207; Type: QDOVA001BB; Serial: TP:1207

Measurement SW: DASYS2, Version 52.8 (7); SEMCAD X Version 14.6.10 (7164)

Z Scan (1x1x31): Measurement grid: dx=20mm, dy=20mm, dz=5mm

Maximum value of SAR (measured) = 1.08 W/kg



GSM850 GPRS 2slot Main Ant Edge1 0mm Reduced power 836.6MHz

Communication System: UID 0, Generic GSM (0); Communication System Band: GSM 850 (824.0 - 849.0 MHz); Frequency: 836.6 MHz; Duty Cycle: 1:4.19952

Medium parameters used (interpolated): $f = 836.6$ MHz; $\sigma = 0.984$ S/m; $\epsilon_r = 54.943$; $\rho = 1000$ kg/m³

Phantom section: Flat Section

Measurement Standard: DASYS5 (IEEE/IEC/ANSI C63.19-2007)

DASY5 Configuration

Probe: EX3DV4 - SN3922; ConvF(10.16, 10.16, 10.16); Calibrated: 2013/06/04;

Sensor-Surface: 2mm (Mechanical Surface Detection)

Electronics: DAE4 Sn1372; Calibrated: 2013/06/03

Phantom: ELI v5.0 TP1207; Type: QDOVA001BB; Serial: TP:1207

Measurement SW: DASYS2, Version 52.8 (7); SEMCAD X Version 14.6.10 (7164)

Area Scan (51x121x1): Interpolated grid: dx=1.500 mm, dy=1.500 mm

Maximum value of SAR (interpolated) = 0.981 W/kg

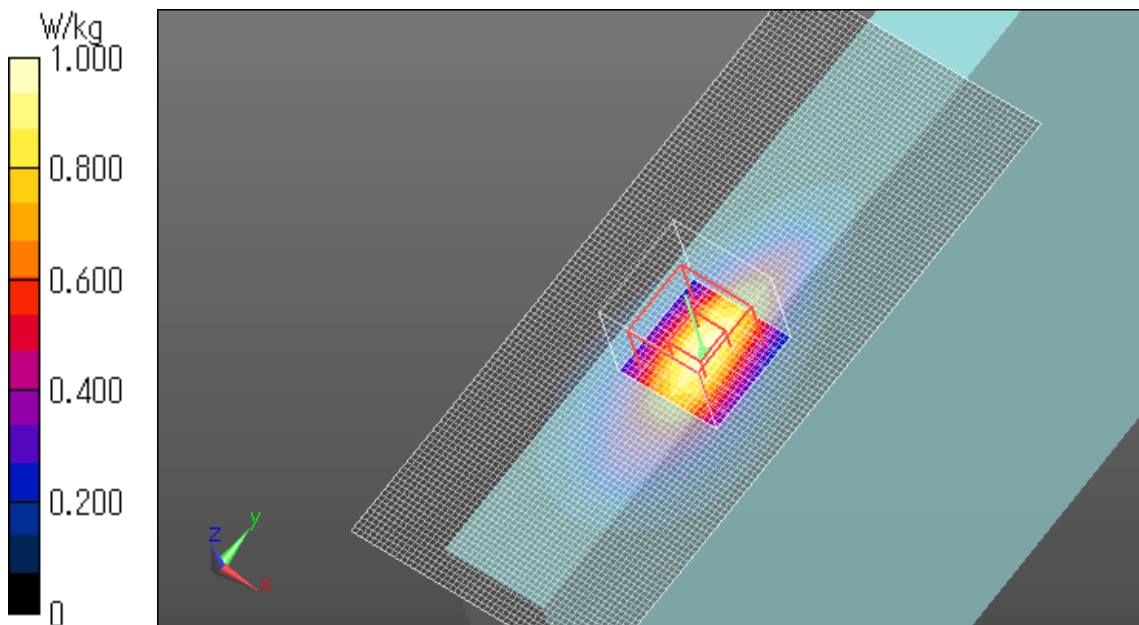
Zoom Scan (7x7x7)/Cube 0: Measurement grid: dx=5mm, dy=5mm, dz=5mm

Reference Value = 32.425 V/m; Power Drift = 0.13 dB

Peak SAR (extrapolated) = 1.27 W/kg

SAR(1 g) = 0.730 W/kg; SAR(10 g) = 0.420 W/kg

Maximum value of SAR (measured) = 1.00 W/kg



GSM850 GPRS 2slot Main Ant Edge1 0mm Reduced power 848.8MHz

Communication System: UID 0, Generic GSM (0); Communication System Band: GSM 850 (824.0 - 849.0 MHz); Frequency: 848.8 MHz; Duty Cycle: 1:4.19952

Medium parameters used (interpolated): $f = 848.8$ MHz; $\sigma = 0.996$ S/m; $\epsilon_r = 54.737$; $\rho = 1000$ kg/m³

Phantom section: Flat Section

Measurement Standard: DASYS5 (IEEE/IEC/ANSI C63.19-2007)

DASY5 Configuration

Probe: EX3DV4 - SN3922; ConvF(10.16, 10.16, 10.16); Calibrated: 2013/06/04;

Sensor-Surface: 2mm (Mechanical Surface Detection)

Electronics: DAE4 Sn1372; Calibrated: 2013/06/03

Phantom: ELI v5.0 TP1207; Type: QDOVA001BB; Serial: TP:1207

Measurement SW: DASYS2, Version 52.8 (7); SEMCAD X Version 14.6.10 (7164)

Area Scan (51x121x1): Interpolated grid: dx=1.500 mm, dy=1.500 mm

Maximum value of SAR (interpolated) = 0.922 W/kg

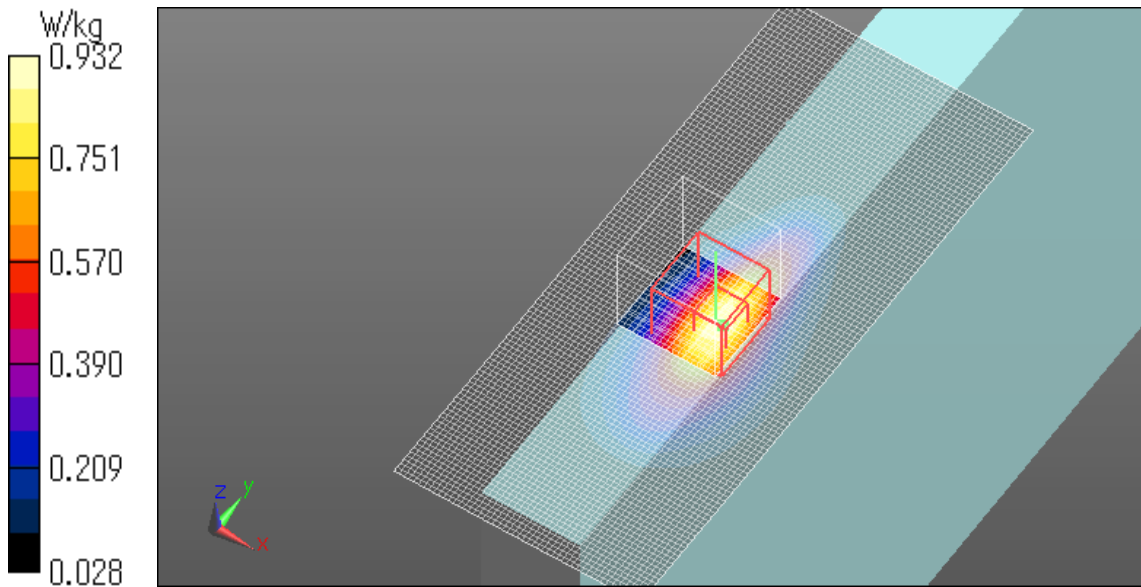
Zoom Scan (7x7x7)/Cube 0: Measurement grid: dx=5mm, dy=5mm, dz=5mm

Reference Value = 25.593 V/m; Power Drift = -0.00 dB

Peak SAR (extrapolated) = 1.20 W/kg

SAR(1 g) = 0.687 W/kg; SAR(10 g) = 0.388 W/kg

Maximum value of SAR (measured) = 0.932 W/kg



GSM850 GPRS 2slot Main Ant Rear 13mm Full power 824.2MHz

Communication System: UID 0, Generic GSM (0); Communication System Band: GSM 850 (824.0 - 849.0 MHz); Frequency: 824.2 MHz; Duty Cycle: 1:4.19952

Medium parameters used (interpolated): $f = 824.2$ MHz; $\sigma = 0.972$ S/m; $\epsilon_r = 55.068$; $\rho = 1000$ kg/m³

Phantom section: Flat Section

Measurement Standard: DASYS5 (IEEE/IEC/ANSI C63.19-2007)

DASY5 Configuration

Probe: EX3DV4 - SN3922; ConvF(10.16, 10.16, 10.16); Calibrated: 2013/06/04;

Sensor-Surface: 2mm (Mechanical Surface Detection)

Electronics: DAE4 Sn1372; Calibrated: 2013/06/03

Phantom: ELI v5.0 TP1207; Type: QDOVA001BB; Serial: TP:1207

Measurement SW: DASYS2, Version 52.8 (7); SEMCAD X Version 14.6.10 (7164)

Area Scan (61x101x1): Interpolated grid: dx=1.500 mm, dy=1.500 mm

Maximum value of SAR (interpolated) = 0.554 W/kg

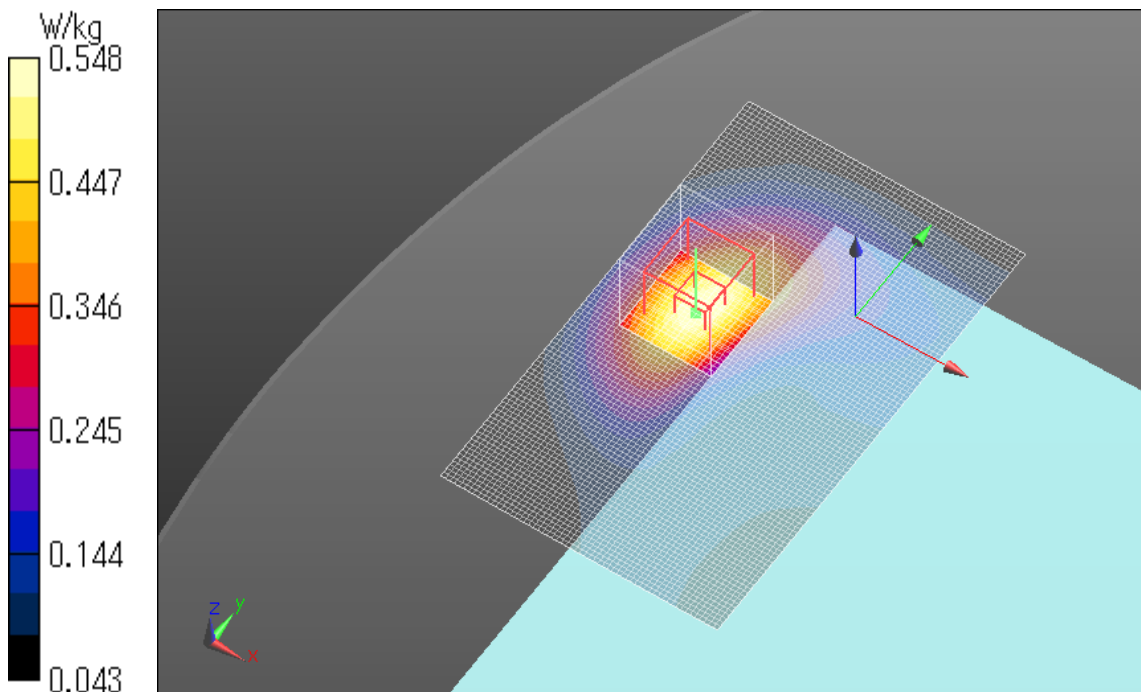
Zoom Scan (7x7x7)/Cube 0: Measurement grid: dx=5mm, dy=5mm, dz=5mm

Reference Value = 23.32 V/m; Power Drift = 0.02 dB

Peak SAR (extrapolated) = 0.626 W/kg

SAR(1 g) = 0.446 W/kg; SAR(10 g) = 0.304 W/kg

Maximum value of SAR (measured) = 0.548 W/kg



GSM850 GPRS 2slot Main Ant Edge1 21mm Full power 824.2MHz

Communication System: UID 0, Generic GSM (0); Communication System Band: GSM 850 (824.0 - 849.0 MHz); Frequency: 824.2 MHz; Duty Cycle: 1:4.19952

Medium parameters used (interpolated): $f = 824.2$ MHz; $\sigma = 0.972$ S/m; $\epsilon_r = 55.068$; $\rho = 1000$ kg/m³

Phantom section: Flat Section

Measurement Standard: DASYS5 (IEEE/IEC/ANSI C63.19-2007)

DASY5 Configuration

Probe: EX3DV4 - SN3922; ConvF(10.16, 10.16, 10.16); Calibrated: 2013/06/04;

Sensor-Surface: 2mm (Mechanical Surface Detection)

Electronics: DAE4 Sn1372; Calibrated: 2013/06/03

Phantom: ELI v5.0 TP1207; Type: QDOVA001BB; Serial: TP:1207

Measurement SW: DASYS2, Version 52.8 (7); SEMCAD X Version 14.6.10 (7164)

Area Scan (51x121x1): Interpolated grid: dx=1.500 mm, dy=1.500 mm

Maximum value of SAR (interpolated) = 0.395 W/kg

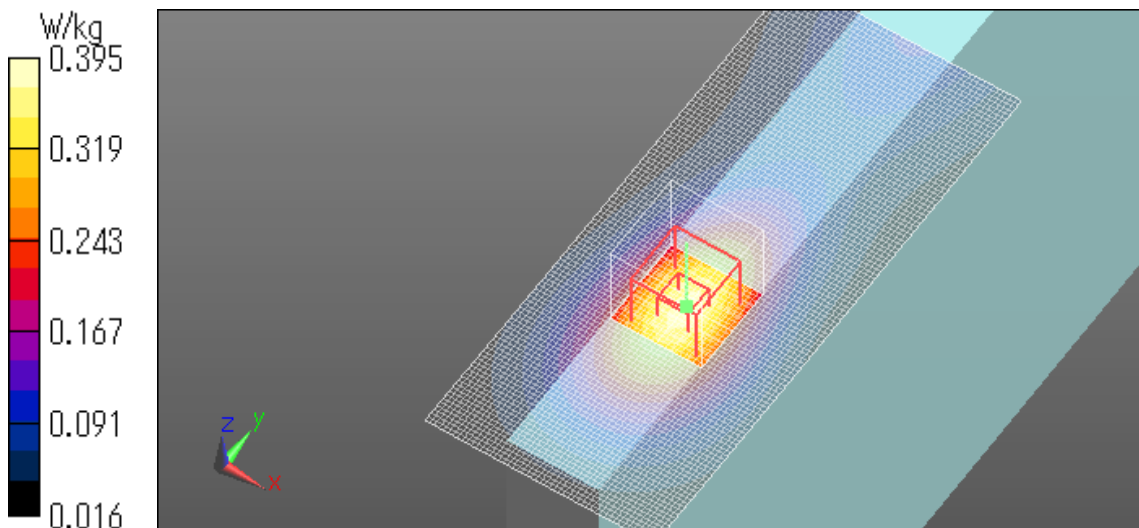
Zoom Scan (7x7x7)/Cube 0: Measurement grid: dx=5mm, dy=5mm, dz=5mm

Reference Value = 20.387 V/m; Power Drift = -0.01 dB

Peak SAR (extrapolated) = 0.440 W/kg

SAR(1 g) = 0.320 W/kg; SAR(10 g) = 0.221 W/kg

Maximum value of SAR (measured) = 0.387 W/kg



GSM850 GPRS 2slot Main Ant Edge2 0mm Full power 824.2MHz

Communication System: UID 0, Generic GSM (0); Communication System Band: GSM 850 (824.0 - 849.0 MHz); Frequency: 824.2 MHz; Duty Cycle: 1:4.19952

Medium parameters used (interpolated): $f = 824.2$ MHz; $\sigma = 0.972$ S/m; $\epsilon_r = 55.068$; $\rho = 1000$ kg/m³

Phantom section: Flat Section

Measurement Standard: DASYS (IEEE/IEC/ANSI C63.19-2007)

DASY5 Configuration

Probe: EX3DV4 - SN3922; ConvF(10.16, 10.16, 10.16); Calibrated: 2013/06/04;

Sensor-Surface: 2mm (Mechanical Surface Detection)

Electronics: DAE4 Sn1372; Calibrated: 2013/06/03

Phantom: ELI v5.0 TP1207; Type: QDOVA001BB; Serial: TP:1207

Measurement SW: DASYS2, Version 52.8 (7); SEMCAD X Version 14.6.10 (7164)

Area Scan (51x121x1): Interpolated grid: dx=1.500 mm, dy=1.500 mm

Maximum value of SAR (interpolated) = 0.110 W/kg

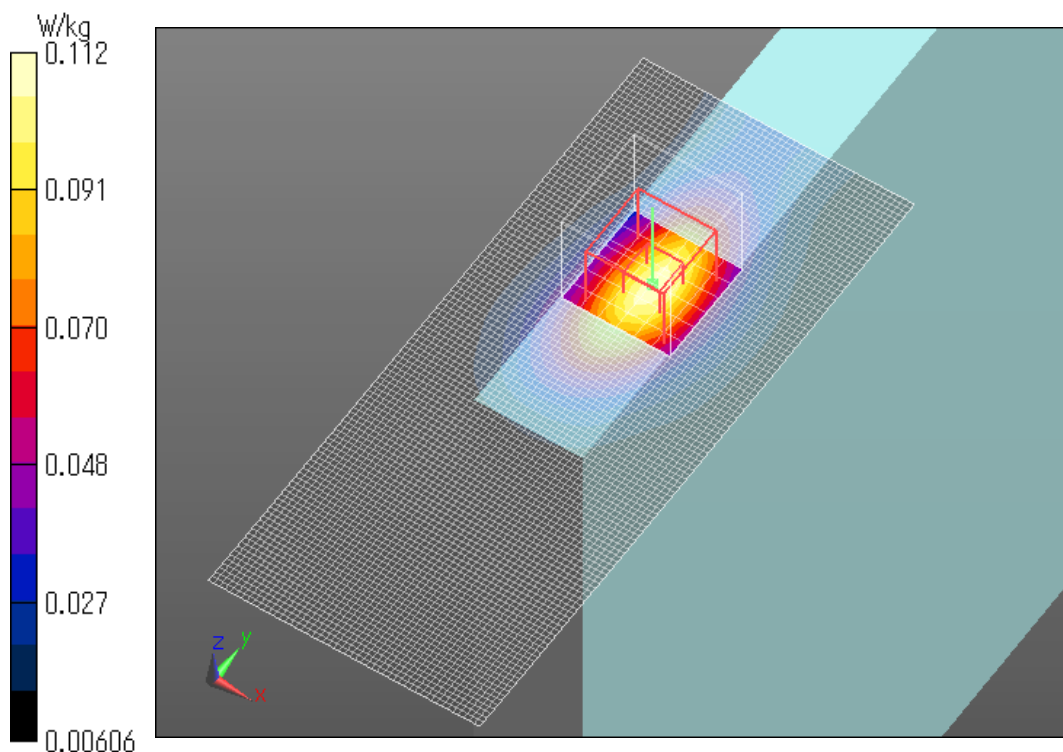
Zoom Scan (7x7x7)/Cube 0: Measurement grid: dx=5mm, dy=5mm, dz=5mm

Reference Value = 10.856 V/m; Power Drift = 0.00 dB

Peak SAR (extrapolated) = 0.140 W/kg

SAR(1 g) = 0.084 W/kg; SAR(10 g) = 0.051 W/kg

Maximum value of SAR (measured) = 0.112 W/kg



GSM850 GPRS 2slot Main Ant Edge3 0mm Full power 824.4MHz

Communication System: UID 0, Generic GSM (0); Communication System Band: GSM 850 (824.0 - 849.0 MHz); Frequency: 824.2 MHz; Duty Cycle: 1:4.19952

Medium parameters used (interpolated): $f = 824.2$ MHz; $\sigma = 0.972$ S/m; $\epsilon_r = 55.068$; $\rho = 1000$ kg/m³

Phantom section: Flat Section

Measurement Standard: DASYS5 (IEEE/IEC/ANSI C63.19-2007)

DASY5 Configuration

Probe: EX3DV4 - SN3922; ConvF(10.16, 10.16, 10.16); Calibrated: 2013/06/04;

Sensor-Surface: 2mm (Mechanical Surface Detection)

Electronics: DAE4 Sn1372; Calibrated: 2013/06/03

Phantom: ELI v5.0 TP1207; Type: QDOVA001BB; Serial: TP:1207

Measurement SW: DASYS2, Version 52.8 (7); SEMCAD X Version 14.6.10 (7164)

Area Scan (51x121x1): Interpolated grid: dx=1.500 mm, dy=1.500 mm

Maximum value of SAR (interpolated) = 0.0227 W/kg

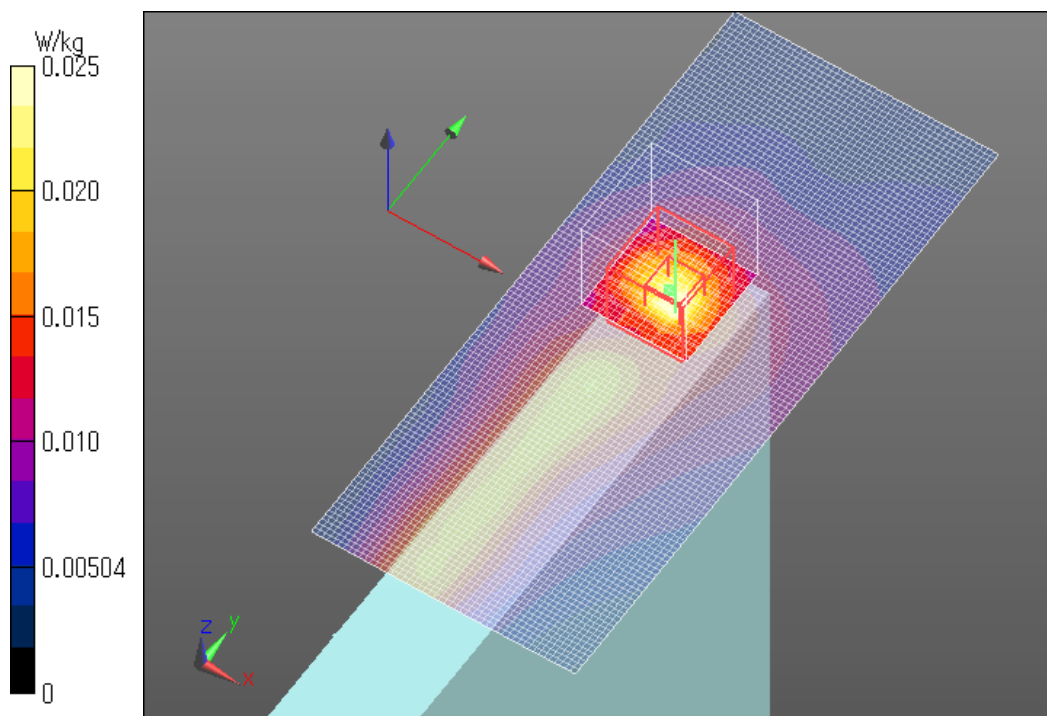
Zoom Scan (7x7x7)/Cube 0: Measurement grid: dx=5mm, dy=5mm, dz=5mm

Reference Value = 5.064 V/m; Power Drift = -0.01 dB

Peak SAR (extrapolated) = 0.0360 W/kg

SAR(1 g) = 0.018 W/kg; SAR(10 g) = 0.00994 W/kg

Maximum value of SAR (measured) = 0.0252 W/kg



GSM850 GPRS 2slot Main Ant Edge4 0mm Full power 824.2MHz

Communication System: UID 0, Generic GSM (0); Communication System Band: GSM 850 (824.0 - 849.0 MHz); Frequency: 824.2 MHz; Duty Cycle: 1:4.19952

Medium parameters used (interpolated): $f = 824.2$ MHz; $\sigma = 0.972$ S/m; $\epsilon_r = 55.068$; $\rho = 1000$ kg/m³

Phantom section: Flat Section

Measurement Standard: DASY5 (IEEE/IEC/ANSI C63.19-2007)

DASY5 Configuration

Probe: EX3DV4 - SN3922; ConvF(10.16, 10.16, 10.16); Calibrated: 2013/06/04;

Sensor-Surface: 2mm (Mechanical Surface Detection)

Electronics: DAE4 Sn1372; Calibrated: 2013/06/03

Phantom: ELI v5.0 TP1207; Type: QDOVA001BB; Serial: TP:1207

Measurement SW: DASY52, Version 52.8 (7); SEMCAD X Version 14.6.10 (7164)

Area Scan (51x161x1): Interpolated grid: dx=1.500 mm, dy=1.500 mm

Maximum value of SAR (interpolated) = 0.158 W/kg

Zoom Scan (7x7x7)/Cube 0: Measurement grid: dx=5mm, dy=5mm, dz=5mm

Reference Value = 12.38 V/m; Power Drift = 0.06 dB

Peak SAR (extrapolated) = 0.250 W/kg

SAR(1 g) = 0.131 W/kg; SAR(10 g) = 0.087 W/kg

Maximum value of SAR (measured) = 0.168 W/kg

