

## 15.15 SAR test plots for LTE Band 25

### LTE Band 25 Edge1 0mm 1RB Reduced Power 1860MHz

Communication System: UID 0, LTE (0); Communication System Band: Band 25; Frequency: 1860 MHz; Duty Cycle: 1:1

Medium parameters used:  $f = 1860$  MHz;  $\sigma = 1.521$  S/m;  $\epsilon_r = 53.204$ ;  $\rho = 1000$  kg/m<sup>3</sup>

Phantom section: Flat Section

Measurement Standard: DASYS (IEEE/IEC/ANSI C63.19-2007)

DASY5 Configuration

Probe: EX3DV4 - SN3917; ConvF(7.62, 7.62, 7.62); Calibrated: 2013/05/14;

Sensor-Surface: 2mm (Mechanical Surface Detection)

Electronics: DAE4 Sn1369; Calibrated: 2013/05/13

Phantom: ELI v5.0 SN1203; Type: QDOVA002AA;

Measurement SW: DASYS2, Version 52.8 (7);

**Area Scan 2 (51x101x1):** Interpolated grid:  $dx=1.500$  mm,  $dy=1.500$  mm

Maximum value of SAR (interpolated) = 1.38 W/kg

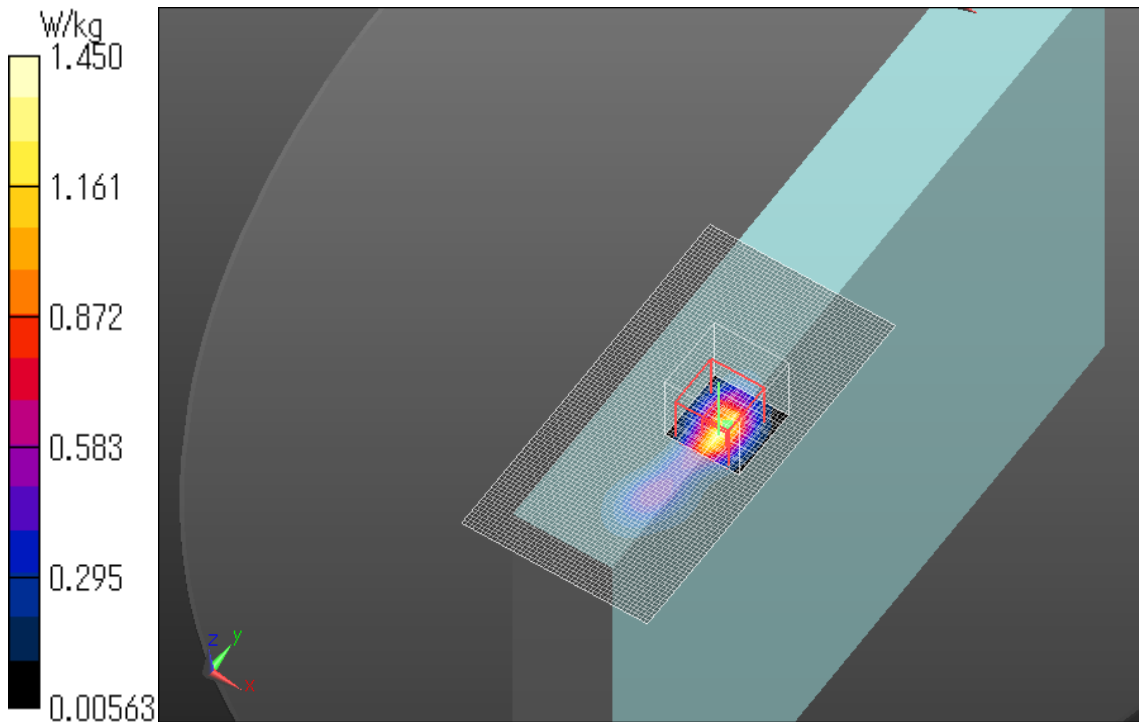
**Zoom Scan (7x7x7)/Cube 0:** Measurement grid:  $dx=5$ mm,  $dy=5$ mm,  $dz=5$ mm

Reference Value = 2.468 V/m; Power Drift = -0.06 dB

Peak SAR (extrapolated) = 2.15 W/kg

**SAR(1 g) = 0.814 W/kg; SAR(10 g) = 0.344 W/kg**

Maximum value of SAR (measured) = 1.45 W/kg



Plot No.1

**LTE Band 25 Edge1 0mm 1RB Reduced Power 1882.5MHz**

Communication System: UID 0, LTE (0); Communication System Band: Band 25; Frequency: 1882.5 MHz; Duty Cycle: 1:1

Medium parameters used (interpolated):  $f = 1882.5$  MHz;  $\sigma = 1.546$  S/m;  $\epsilon_r = 53.138$ ;  $\rho = 1000$  kg/m<sup>3</sup>

Phantom section: Flat Section

Measurement Standard: DASY5 (IEEE/IEC/ANSI C63.19-2007)

DASY5 Configuration

Probe: EX3DV4 - SN3917; ConvF(7.62, 7.62, 7.62); Calibrated: 2013/05/14;

Sensor-Surface: 2mm (Mechanical Surface Detection (Locations From Previous Scan Used)),

Sensor-Surface: 2mm (Mechanical Surface Detection)

Electronics: DAE4 Sn1369; Calibrated: 2013/05/13

Phantom: ELI v5.0 SN1203; Type: QDOVA002AA;

Measurement SW: DASY52, Version 52.8 (7);

**Area Scan 2 (51x101x1):** Interpolated grid: dx=1.500 mm, dy=1.500 mm

Maximum value of SAR (interpolated) = 1.55 W/kg

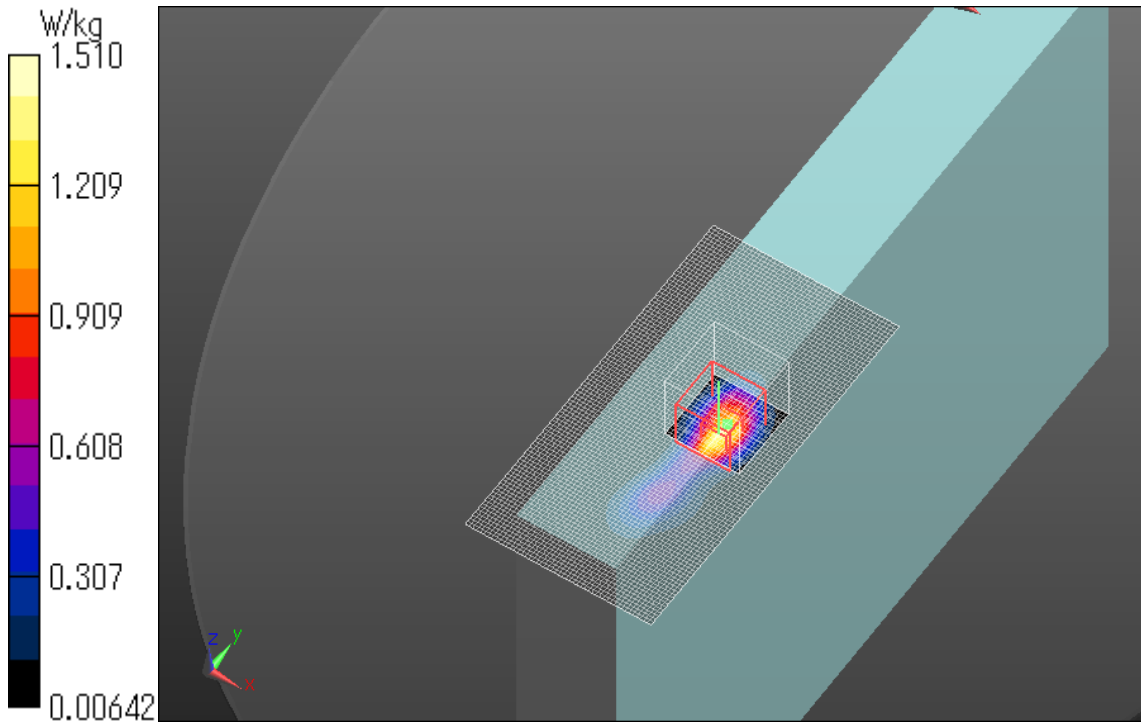
**Zoom Scan (7x7x7)/Cube 0:** Measurement grid: dx=5mm, dy=5mm, dz=5mm

Reference Value = 2.069 V/m; Power Drift = 0.18 dB

Peak SAR (extrapolated) = 2.24 W/kg

**SAR(1 g) = 0.886 W/kg; SAR(10 g) = 0.374 W/kg**

Maximum value of SAR (measured) = 1.51 W/kg



**Plot No.2**

**LTE Band 25 Edge1 0mm 1RB Reduced Power 1905MHz**

Communication System: UID 0, LTE (0); Communication System Band: Band 25; Frequency: 1905 MHz; Duty Cycle: 1:1

Medium parameters used (interpolated):  $f = 1905$  MHz;  $\sigma = 1.571$  S/m;  $\epsilon_r = 53.057$ ;  $\rho = 1000$  kg/m<sup>3</sup>

Phantom section: Flat Section

Measurement Standard: DASYS (IEEE/IEC/ANSI C63.19-2007)

DASY5 Configuration

Probe: EX3DV4 - SN3917; ConvF(7.62, 7.62, 7.62); Calibrated: 2013/05/14;

Sensor-Surface: 2mm (Mechanical Surface Detection)

Electronics: DAE4 Sn1369; Calibrated: 2013/05/13

Phantom: ELI v5.0 SN1203; Type: QDOVA002AA;

Measurement SW: DASYS2, Version 52.8 (7);

**Area Scan 2 (51x101x1):** Interpolated grid: dx=1.500 mm, dy=1.500 mm

Maximum value of SAR (interpolated) = 1.72 W/kg

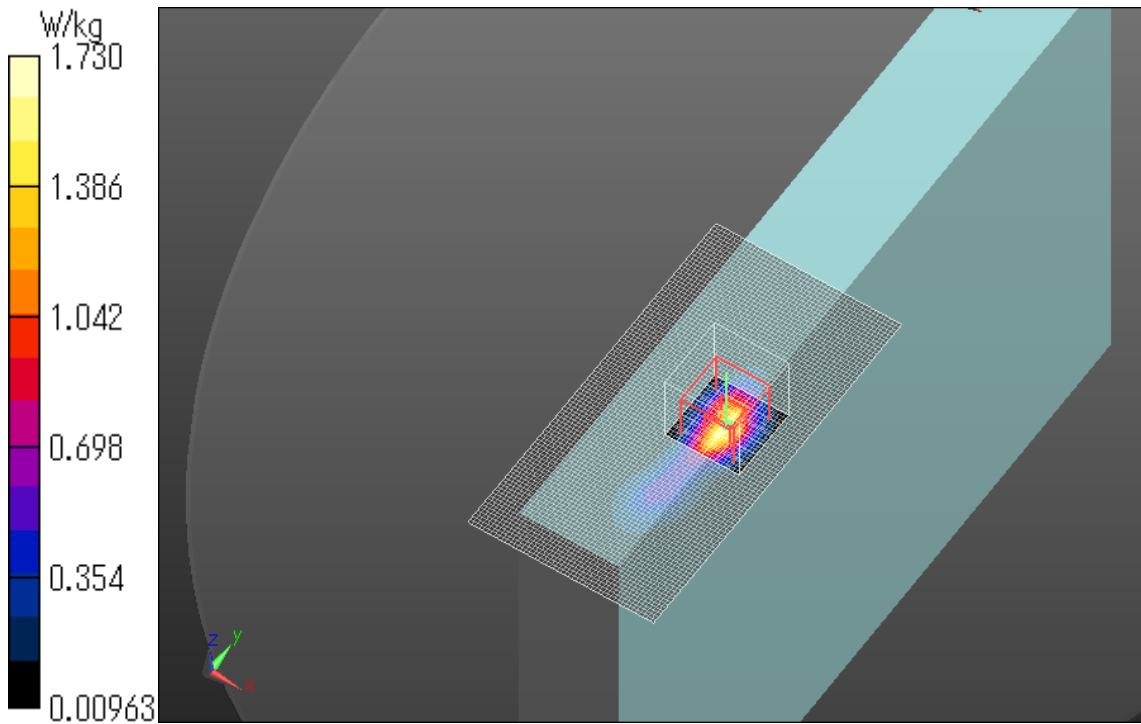
**Zoom Scan (7x7x7)/Cube 0:** Measurement grid: dx=5mm, dy=5mm, dz=5mm

Reference Value = 1.066 V/m; Power Drift = 0.10 dB

Peak SAR (extrapolated) = 2.58 W/kg

**SAR(1 g) = 1.000 W/kg; SAR(10 g) = 0.422 W/kg**

Maximum value of SAR (measured) = 1.73 W/kg



**Plot No.3**

**LTE Band 25 Edge1 0mm 1RB Reduced Power 1905MHz**

Communication System: UID 0, LTE (0); Communication System Band: Band 25; Frequency: 1905 MHz; Duty Cycle: 1:1

Medium parameters used (interpolated):  $f = 1905$  MHz;  $\sigma = 1.571$  S/m;  $\epsilon_r = 53.057$ ;  $\rho = 1000$  kg/m<sup>3</sup>

Phantom section: Flat Section

Measurement Standard: DASYS5 (IEEE/IEC/ANSI C63.19-2007)

DASY5 Configuration

Probe: EX3DV4 - SN3917; ConvF(7.62, 7.62, 7.62); Calibrated: 2013/05/14;

Sensor-Surface: 2mm (Mechanical Surface Detection)

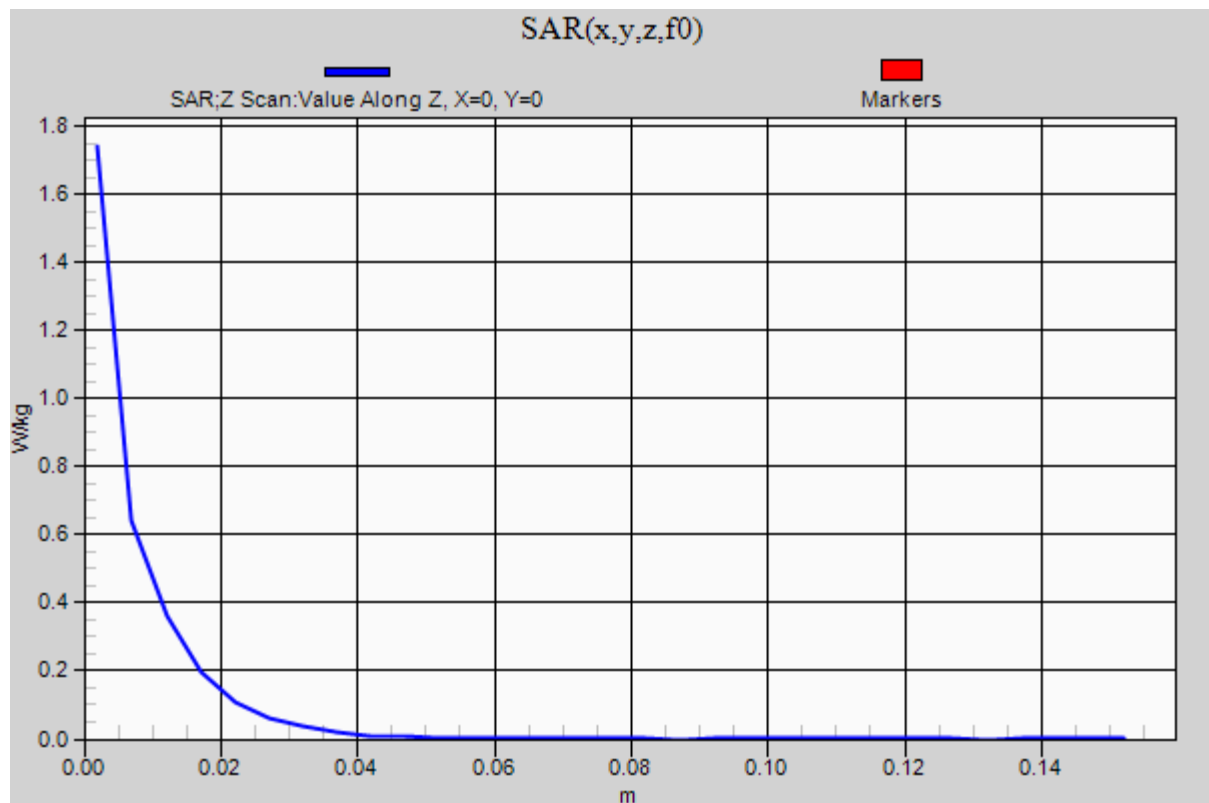
Electronics: DAE4 Sn1369; Calibrated: 2013/05/13

Phantom: ELI v5.0 SN1203; Type: QDOVA002AA;

Measurement SW: DASYS2, Version 52.8 (7);

**Z Scan (1x1x31):** Measurement grid: dx=20mm, dy=20mm, dz=5mm

Maximum value of SAR (measured) = 1.74 W/kg



**LTE Band 25 Edge1 0mm 50%RB Reduced Power 1905MHz**

Communication System: UID 0, LTE (0); Communication System Band: Band 25; Frequency: 1905 MHz; Duty Cycle: 1:1

Medium parameters used (interpolated):  $f = 1905$  MHz;  $\sigma = 1.571$  S/m;  $\epsilon_r = 53.057$ ;  $\rho = 1000$  kg/m<sup>3</sup>

Phantom section: Flat Section

Measurement Standard: DASYS (IEEE/IEC/ANSI C63.19-2007)

DASY5 Configuration

Probe: EX3DV4 - SN3917; ConvF(7.62, 7.62, 7.62); Calibrated: 2013/05/14;

Sensor-Surface: 2mm (Mechanical Surface Detection (Locations From Previous Scan Used)),

Sensor-Surface: 2mm (Mechanical Surface Detection)

Electronics: DAE4 Sn1369; Calibrated: 2013/05/13

Phantom: ELI v5.0 SN1203; Type: QDOVA002AA;

Measurement SW: DASYS2, Version 52.8 (7);

**Area Scan 2 (51x101x1):** Interpolated grid: dx=1.500 mm, dy=1.500 mm

Maximum value of SAR (interpolated) = 1.69 W/kg

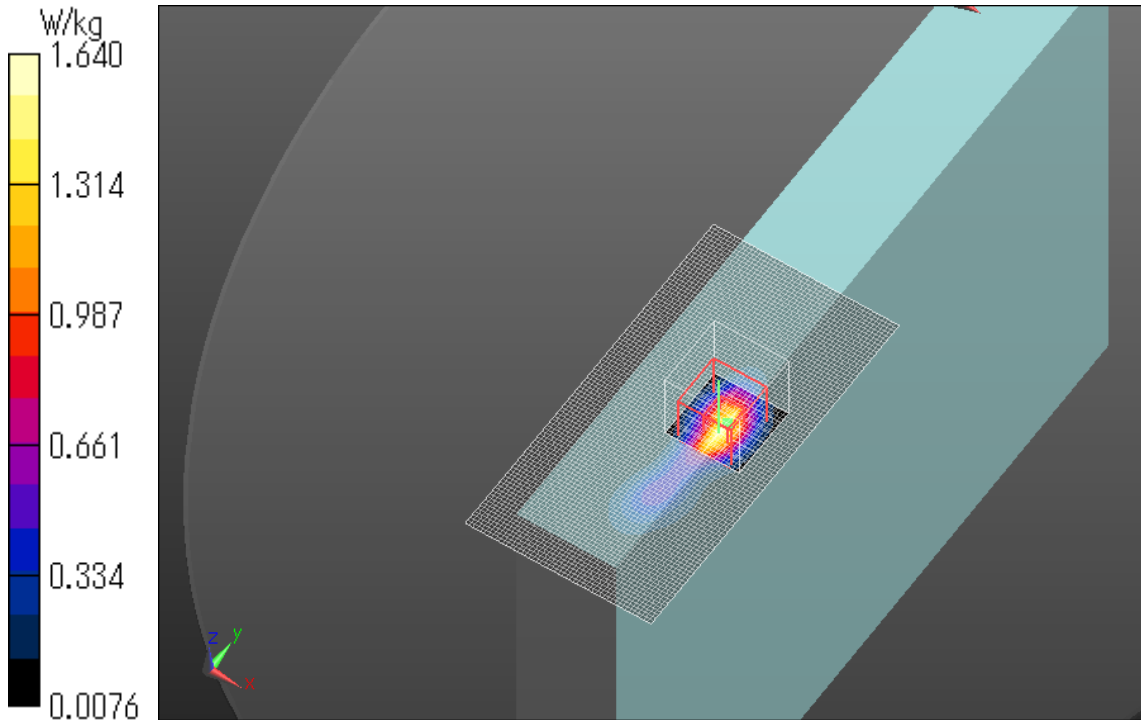
**Zoom Scan (7x7x7)/Cube 0:** Measurement grid: dx=5mm, dy=5mm, dz=5mm

Reference Value = 1.218 V/m; Power Drift = -0.11 dB

Peak SAR (extrapolated) = 2.41 W/kg

**SAR(1 g) = 0.962 W/kg; SAR(10 g) = 0.407 W/kg**

Maximum value of SAR (measured) = 1.64 W/kg



**Plot No.4**

**LTE Band 25 Edge1 0mm 50%RB Reduced Power 1860MHz**

Communication System: UID 0, LTE (0); Communication System Band: Band 25; Frequency: 1860 MHz; Duty Cycle: 1:1

Medium parameters used:  $f = 1860$  MHz;  $\sigma = 1.521$  S/m;  $\epsilon_r = 53.204$ ;  $\rho = 1000$  kg/m<sup>3</sup>

Phantom section: Flat Section

Measurement Standard: DASYS5 (IEEE/IEC/ANSI C63.19-2007)

DASY5 Configuration

Probe: EX3DV4 - SN3917; ConvF(7.62, 7.62, 7.62); Calibrated: 2013/05/14;

Sensor-Surface: 2mm (Mechanical Surface Detection)

Electronics: DAE4 Sn1369; Calibrated: 2013/05/13

Phantom: ELI v5.0 SN1203; Type: QDOVA002AA;

Measurement SW: DASYS2, Version 52.8 (7);

**Area Scan 2 (51x101x1):** Interpolated grid: dx=1.500 mm, dy=1.500 mm

Maximum value of SAR (interpolated) = 1.29 W/kg

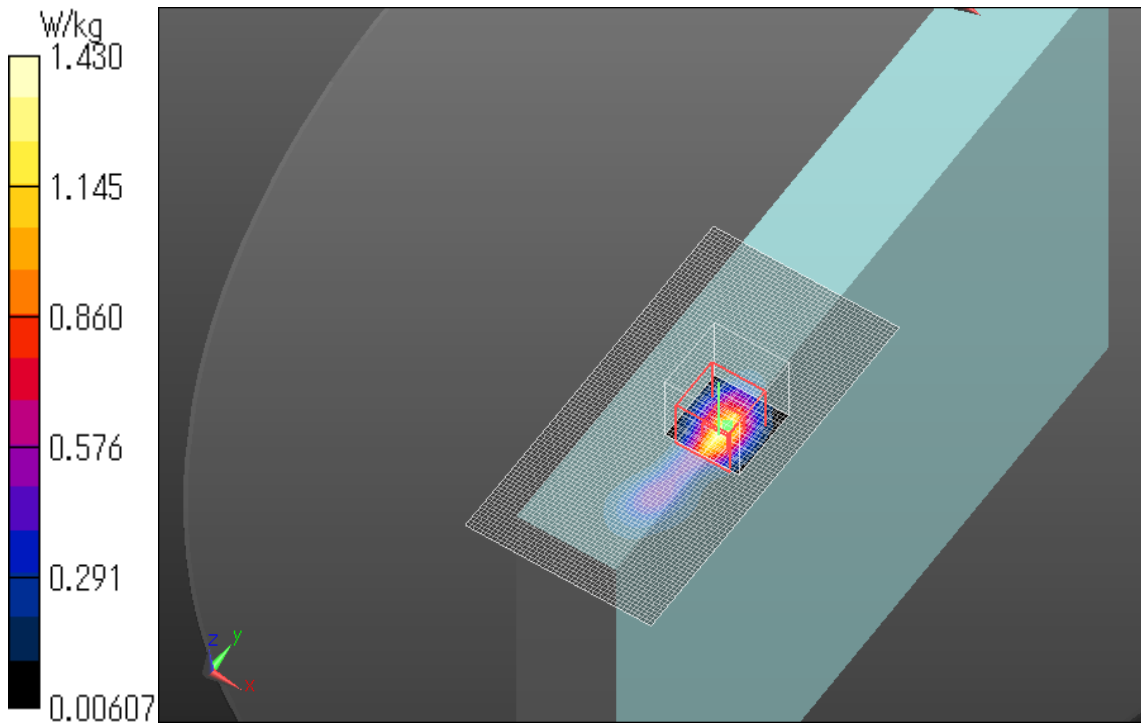
**Zoom Scan (7x7x7)/Cube 0:** Measurement grid: dx=5mm, dy=5mm, dz=5mm

Reference Value = 2.107 V/m; Power Drift = 0.12 dB

Peak SAR (extrapolated) = 2.25 W/kg

**SAR(1 g) = 0.817 W/kg; SAR(10 g) = 0.341 W/kg**

Maximum value of SAR (measured) = 1.43 W/kg



**Plot No.5**

**LTE Band 25 Edge1 0mm 50%RB Reduced Power 1882.5MHz**

Communication System: UID 0, LTE (0); Communication System Band: Band 25; Frequency: 1882.5 MHz; Duty Cycle: 1:1

Medium parameters used (interpolated):  $f = 1882.5$  MHz;  $\sigma = 1.546$  S/m;  $\epsilon_r = 53.138$ ;  $\rho = 1000$  kg/m<sup>3</sup>

Phantom section: Flat Section

Measurement Standard: DASYS5 (IEEE/IEC/ANSI C63.19-2007)

DASY5 Configuration

Probe: EX3DV4 - SN3917; ConvF(7.62, 7.62, 7.62); Calibrated: 2013/05/14;

Sensor-Surface: 2mm (Mechanical Surface Detection)

Electronics: DAE4 Sn1369; Calibrated: 2013/05/13

Phantom: ELI v5.0 SN1203; Type: QDOVA002AA;

Measurement SW: DASYS2, Version 52.8 (7);

**Area Scan 2 (51x101x1):** Interpolated grid: dx=1.500 mm, dy=1.500 mm

Maximum value of SAR (interpolated) = 1.55 W/kg

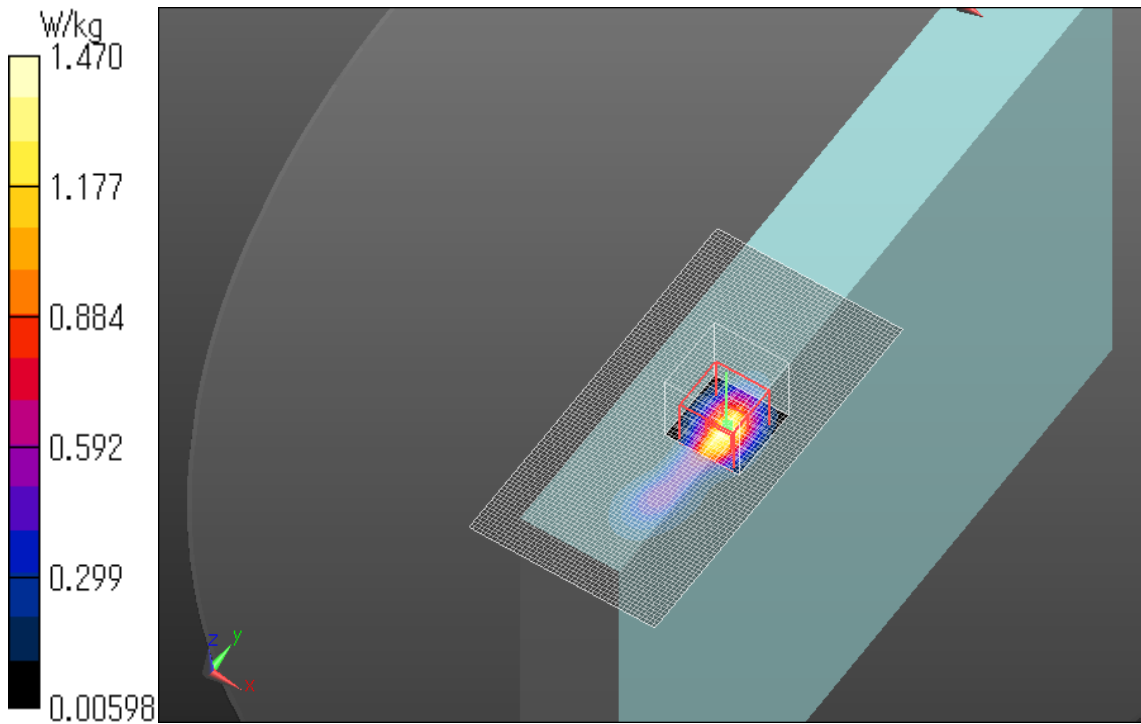
**Zoom Scan (7x7x7)/Cube 0:** Measurement grid: dx=5mm, dy=5mm, dz=5mm

Reference Value = 1.671 V/m; Power Drift = 0.15 dB

Peak SAR (extrapolated) = 2.24 W/kg

**SAR(1 g) = 0.900 W/kg; SAR(10 g) = 0.382 W/kg**

Maximum value of SAR (measured) = 1.47 W/kg



**Plot No.6**

**LTE Band 25 Edge1 0mm 100%RB Reduced Power 1905MHz**

Communication System: UID 0, LTE (0); Communication System Band: Band 25; Frequency: 1905 MHz; Duty Cycle: 1:1

Medium parameters used (interpolated):  $f = 1905$  MHz;  $\sigma = 1.571$  S/m;  $\epsilon_r = 53.057$ ;  $\rho = 1000$  kg/m<sup>3</sup>

Phantom section: Flat Section

Measurement Standard: DASYS5 (IEEE/IEC/ANSI C63.19-2007)

DASY5 Configuration

Probe: EX3DV4 - SN3917; ConvF(7.62, 7.62, 7.62); Calibrated: 2013/05/14;

Sensor-Surface: 2mm (Mechanical Surface Detection)

Electronics: DAE4 Sn1369; Calibrated: 2013/05/13

Phantom: ELI v5.0 SN1203; Type: QDOVA002AA;

Measurement SW: DASYS2, Version 52.8 (7);

**Area Scan 2 (51x101x1):** Interpolated grid: dx=1.500 mm, dy=1.500 mm

Maximum value of SAR (interpolated) = 1.69 W/kg

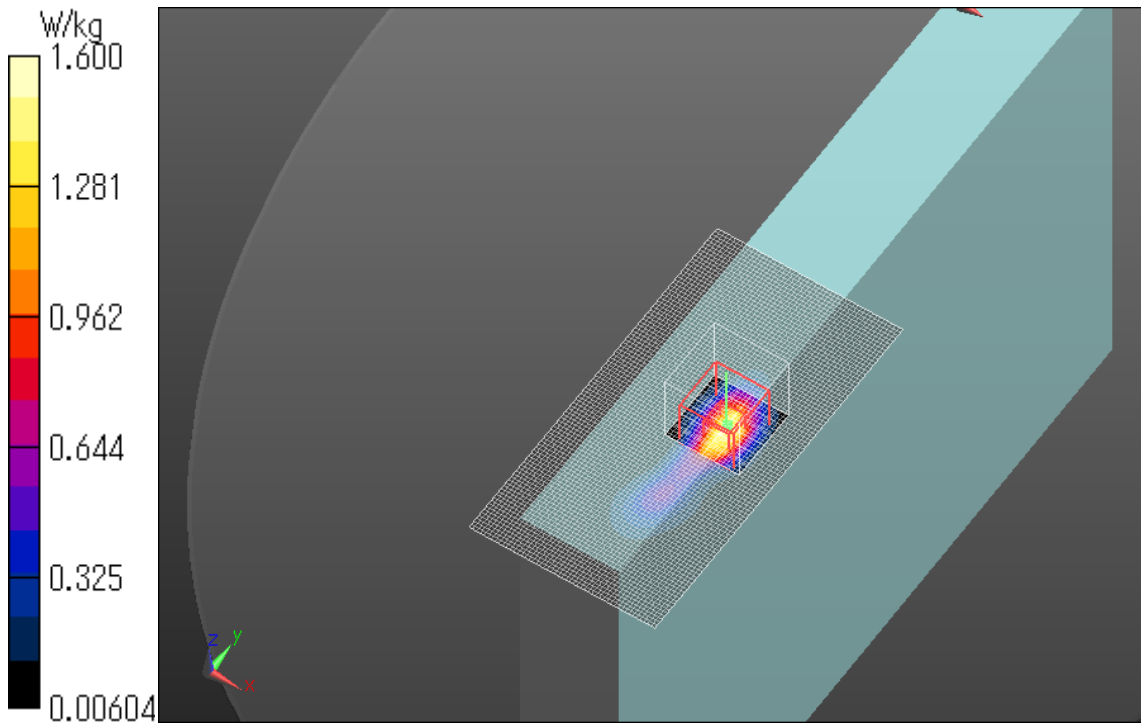
**Zoom Scan (7x7x7)/Cube 0:** Measurement grid: dx=5mm, dy=5mm, dz=5mm

Reference Value = 1.172 V/m; Power Drift = 0.13 dB

Peak SAR (extrapolated) = 2.45 W/kg

**SAR(1 g) = 0.985 W/kg; SAR(10 g) = 0.416 W/kg**

Maximum value of SAR (measured) = 1.60 W/kg



**LTE Band 25 Rear 0mm 1RB Full Power 1905MHz**

Communication System: UID 0, LTE (0); Communication System Band: Band 25; Frequency: 1905 MHz; Duty Cycle: 1:1

Medium parameters used (interpolated):  $f = 1905$  MHz;  $\sigma = 1.582$  S/m;  $\epsilon_r = 55.135$ ;  $\rho = 1000$  kg/m<sup>3</sup>

Phantom section: Flat Section

Measurement Standard: DASY5 (IEEE/IEC/ANSI C63.19-2007)

DASY5 Configuration

Probe: EX3DV4 - SN3917; ConvF(7.62, 7.62, 7.62); Calibrated: 2013/05/14;

Sensor-Surface: 2mm (Mechanical Surface Detection)

Electronics: DAE4 Sn1369; Calibrated: 2013/05/13

Phantom: ELI v5.0 SN1203; Type: QDOVA002AA;

Measurement SW: DASY52, Version 52.8 (7);

**Area Scan 2 2 (81x111x1):** Interpolated grid: dx=1.500 mm, dy=1.500 mm

Maximum value of SAR (interpolated) = 0.190 W/kg

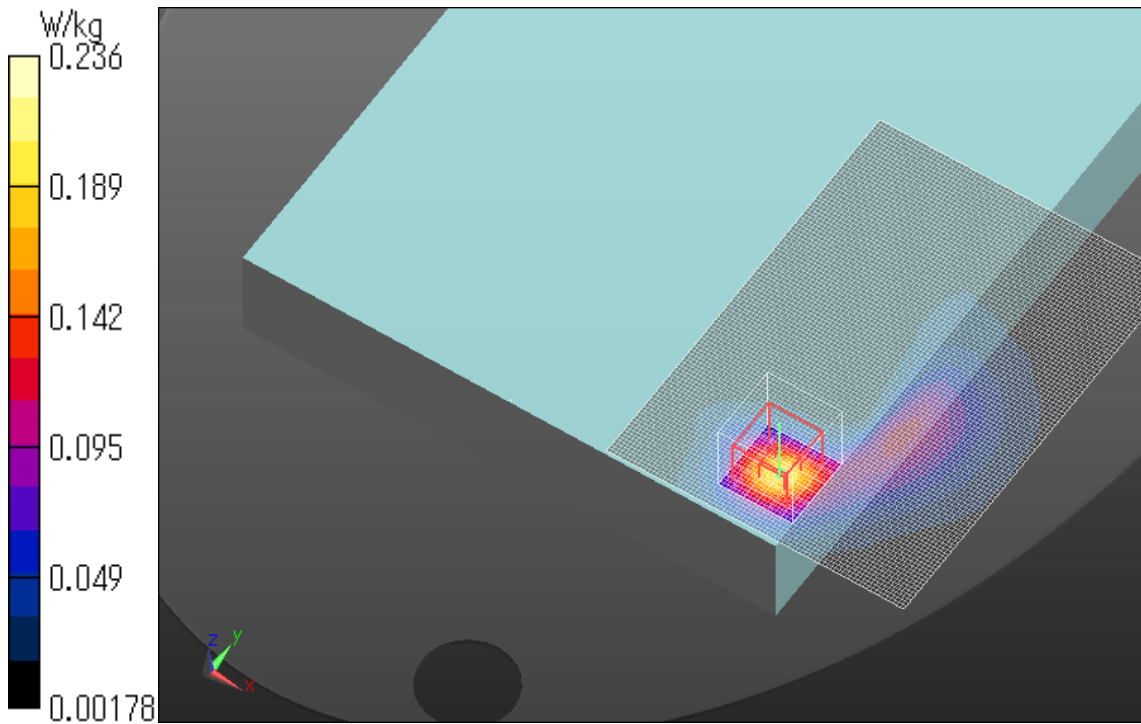
**Zoom Scan (7x7x7)/Cube 0:** Measurement grid: dx=5mm, dy=5mm, dz=5mm

Reference Value = 11.011 V/m; Power Drift = 0.14 dB

Peak SAR (extrapolated) = 0.304 W/kg

**SAR(1 g) = 0.158 W/kg; SAR(10 g) = 0.081 W/kg**

Maximum value of SAR (measured) = 0.236 W/kg



**Plot No.8**

**LTE Band 25 Rear 0mm 50%RB Full Power 1860MHz**

Communication System: UID 0, LTE (0); Communication System Band: Band 25; Frequency: 1860 MHz; Duty Cycle: 1:1

Medium parameters used:  $f = 1860$  MHz;  $\sigma = 1.539$  S/m;  $\epsilon_r = 55.22$ ;  $\rho = 1000$  kg/m<sup>3</sup>

Phantom section: Flat Section

Measurement Standard: DASY5 (IEEE/IEC/ANSI C63.19-2007)

DASY5 Configuration

Probe: EX3DV4 - SN3917; ConvF(7.62, 7.62, 7.62); Calibrated: 2013/05/14;

Sensor-Surface: 2mm (Mechanical Surface Detection)

Electronics: DAE4 Sn1369; Calibrated: 2013/05/13

Phantom: ELI v5.0 SN1203; Type: QDOVA002AA;

Measurement SW: DASY52, Version 52.8 (7);

**Area Scan 2 2 (81x111x1):** Interpolated grid: dx=1.500 mm, dy=1.500 mm

Maximum value of SAR (interpolated) = 0.176 W/kg

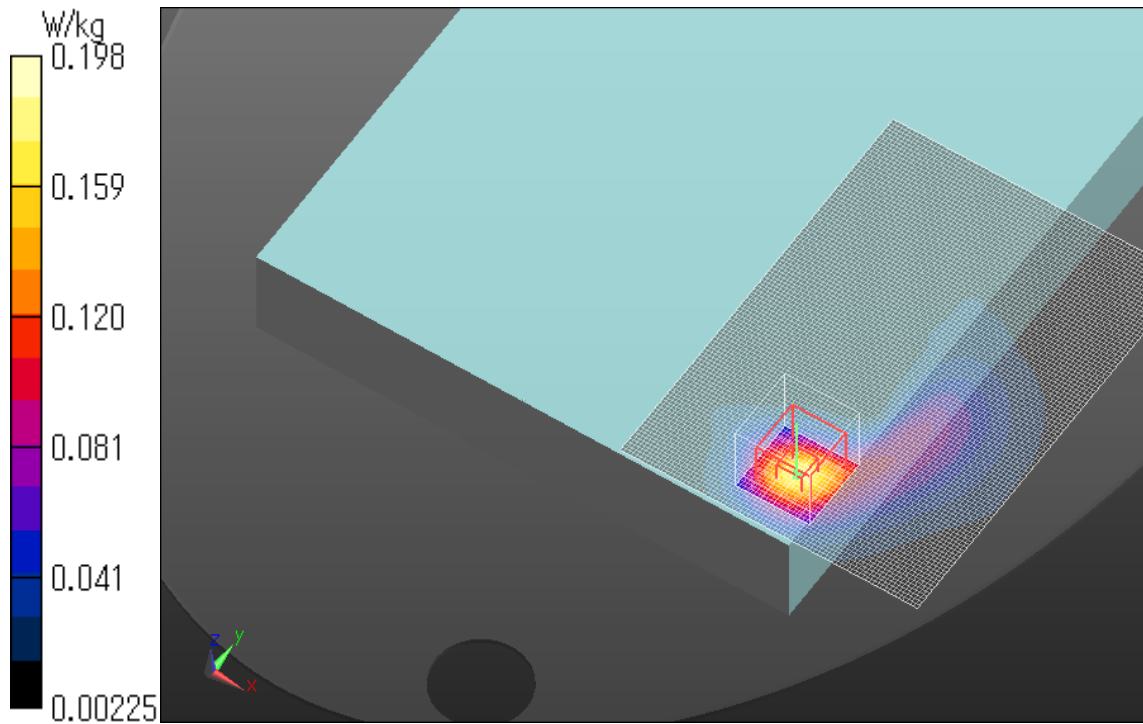
**Zoom Scan (7x7x7)/Cube 0:** Measurement grid: dx=5mm, dy=5mm, dz=5mm

Reference Value = 11.640 V/m; Power Drift = -0.02 dB

Peak SAR (extrapolated) = 0.253 W/kg

**SAR(1 g) = 0.136 W/kg; SAR(10 g) = 0.072 W/kg**

Maximum value of SAR (measured) = 0.198 W/kg



**Plot No.9**

**LTE Band 25 Edge1 16mm 1RB Full Power 1905MHz**

Communication System: UID 0, LTE (0); Communication System Band: Band 25; Frequency: 1905 MHz; Duty Cycle: 1:1

Medium parameters used (interpolated):  $f = 1905$  MHz;  $\sigma = 1.582$  S/m;  $\epsilon_r = 55.135$ ;  $\rho = 1000$  kg/m<sup>3</sup>

Phantom section: Flat Section

Measurement Standard: DASYS5 (IEEE/IEC/ANSI C63.19-2007)

DASY5 Configuration

Probe: EX3DV4 - SN3917; ConvF(7.62, 7.62, 7.62); Calibrated: 2013/05/14;

Sensor-Surface: 2mm (Mechanical Surface Detection)

Electronics: DAE4 Sn1369; Calibrated: 2013/05/13

Phantom: ELI v5.0 SN1203; Type: QDOVA002AA;

Measurement SW: DASYS2, Version 52.8 (7);

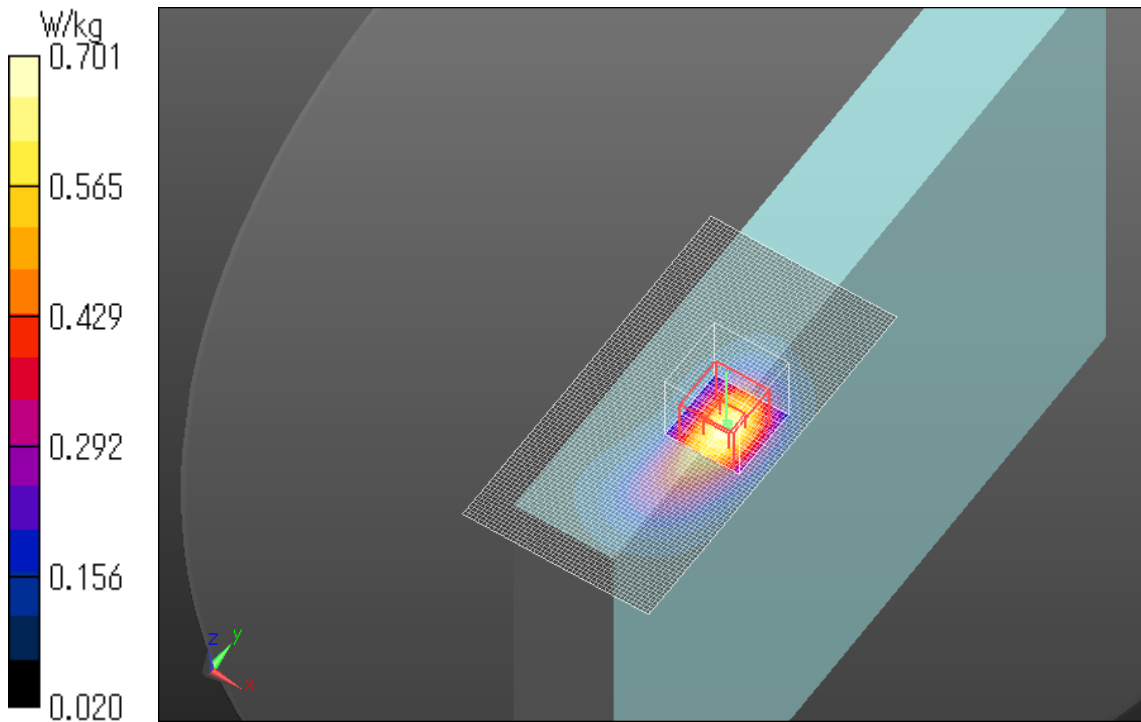
**Flat/Touch Position 2/Area Scan 2 (51x101x1):** Interpolated grid: dx=1.500 mm, dy=1.500 mm  
Maximum value of SAR (interpolated) = 0.711 W/kg

**Flat/Touch Position 2/Zoom Scan (7x7x7)/Cube 0:** Measurement grid: dx=5mm, dy=5mm, dz=5mm  
Reference Value = 3.994 V/m; Power Drift = 0.19 dB

Peak SAR (extrapolated) = 0.871 W/kg

**SAR(1 g) = 0.521 W/kg; SAR(10 g) = 0.293 W/kg**

Maximum value of SAR (measured) = 0.701 W/kg



**Plot No.10**

**LTE Band 25 Edge1 16mm 50%RB Full Power 1860MHz**

Communication System: UID 0, LTE (0); Communication System Band: Band 25; Frequency: 1860 MHz; Duty Cycle: 1:1

Medium parameters used:  $f = 1860$  MHz;  $\sigma = 1.539$  S/m;  $\epsilon_r = 55.22$ ;  $\rho = 1000$  kg/m<sup>3</sup>

Phantom section: Flat Section

Measurement Standard: DASY5 (IEEE/IEC/ANSI C63.19-2007)

DASY5 Configuration

Probe: EX3DV4 - SN3917; ConvF(7.62, 7.62, 7.62); Calibrated: 2013/05/14;

Sensor-Surface: 2mm (Mechanical Surface Detection (Locations From Previous Scan Used)),

Sensor-Surface: 2mm (Mechanical Surface Detection)

Electronics: DAE4 Sn1369; Calibrated: 2013/05/13

Phantom: ELI v5.0 SN1203; Type: QDOVA002AA;

Measurement SW: DASY52, Version 52.8 (7);

**Area Scan 2 (51x101x1):** Interpolated grid: dx=1.500 mm, dy=1.500 mm

Maximum value of SAR (interpolated) = 0.425 W/kg

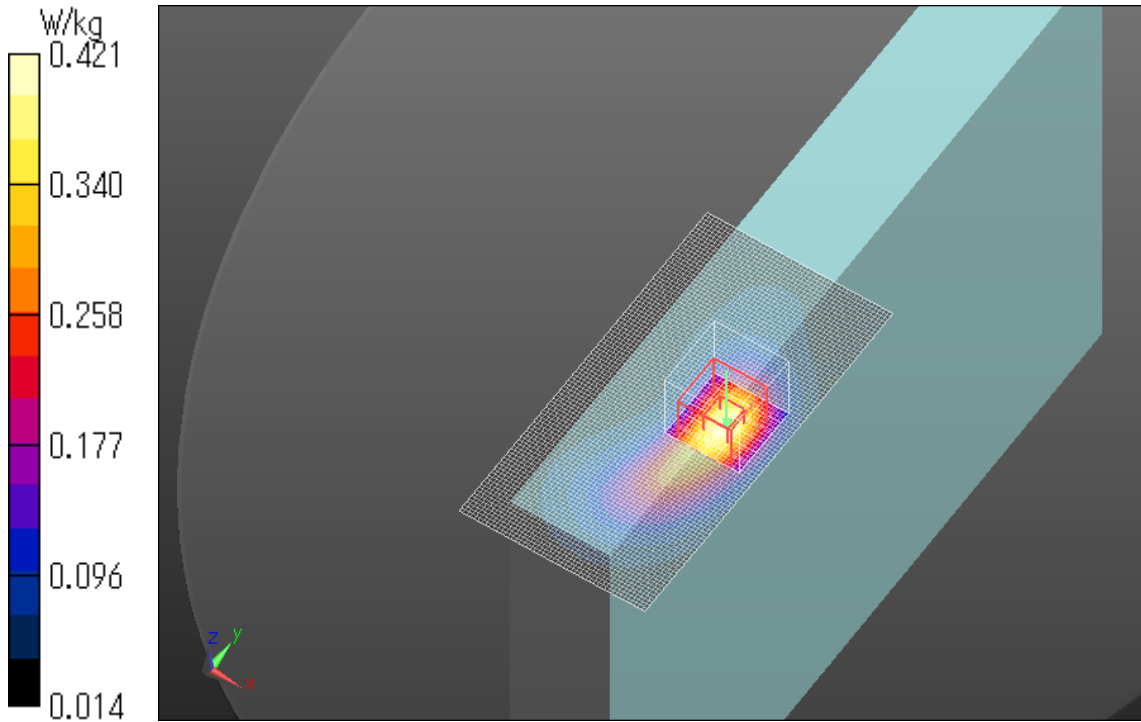
**Zoom Scan (7x7x7)/Cube 0:** Measurement grid: dx=5mm, dy=5mm, dz=5mm

Reference Value = 3.216 V/m; Power Drift = -0.13 dB

Peak SAR (extrapolated) = 0.514 W/kg

**SAR(1 g) = 0.314 W/kg; SAR(10 g) = 0.180 W/kg**

Maximum value of SAR (measured) = 0.421 W/kg



**Plot No.11**

**LTE Band 25 Edge4 0mm 1RB Full Power 1905MHz**

Communication System: UID 0, LTE (0); Communication System Band: Band 25; Frequency: 1905 MHz; Duty Cycle: 1:1

Medium parameters used (interpolated):  $f = 1905$  MHz;  $\sigma = 1.582$  S/m;  $\epsilon_r = 55.135$ ;  $\rho = 1000$  kg/m<sup>3</sup>

Phantom section: Flat Section

Measurement Standard: DASY5 (IEEE/IEC/ANSI C63.19-2007)

DASY5 Configuration

Probe: EX3DV4 - SN3917; ConvF(7.62, 7.62, 7.62); Calibrated: 2013/05/14;

Sensor-Surface: 2mm (Mechanical Surface Detection (Locations From Previous Scan Used)),

Sensor-Surface: 2mm (Mechanical Surface Detection)

Electronics: DAE4 Sn1369; Calibrated: 2013/05/13

Phantom: ELI v5.0 SN1203; Type: QDOVA002AA;

Measurement SW: DASY52, Version 52.8 (7);

**Area Scan 2 (61x161x1):** Interpolated grid: dx=1.500 mm, dy=1.500 mm

Maximum value of SAR (interpolated) = 0.283 W/kg

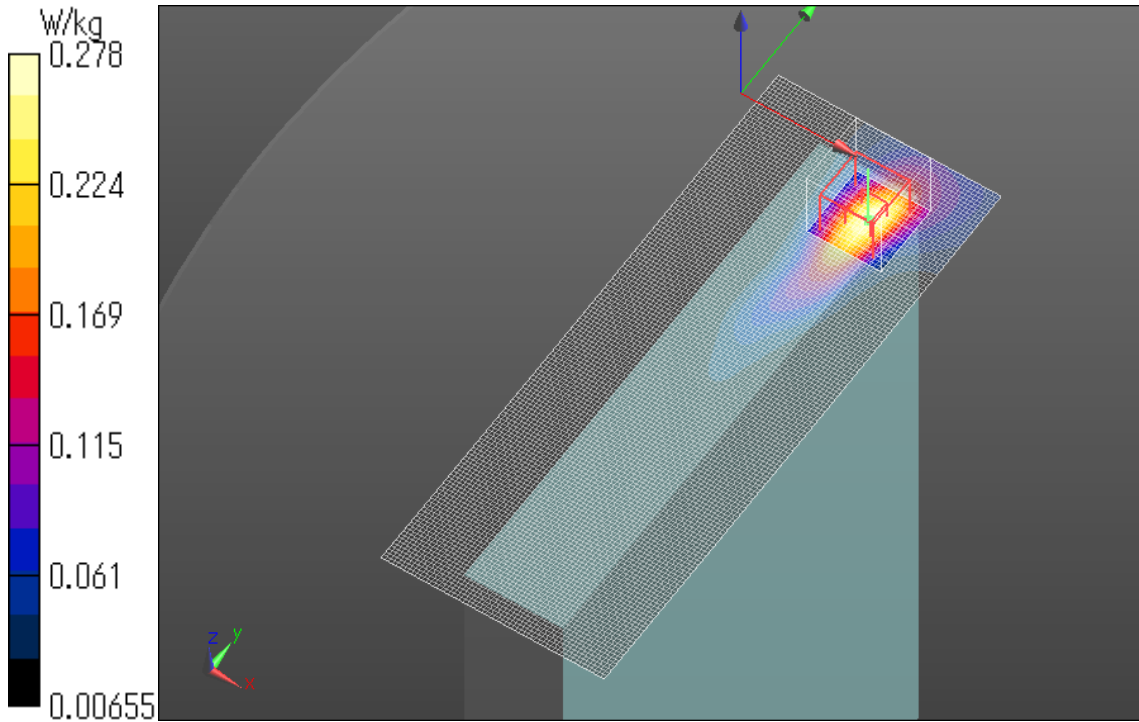
**Zoom Scan (7x7x7)/Cube 0:** Measurement grid: dx=5mm, dy=5mm, dz=5mm

Reference Value = 2.013 V/m; Power Drift = 0.11 dB

Peak SAR (extrapolated) = 0.359 W/kg

**SAR(1 g) = 0.193 W/kg; SAR(10 g) = 0.102 W/kg**

Maximum value of SAR (measured) = 0.278 W/kg



**Plot No.12**

**LTE Band 25 Edge4 0mm 50%RB Full Power 1860MHz**

Communication System: UID 0, LTE (0); Communication System Band: Band 25; Frequency: 1860 MHz; Duty Cycle: 1:1

Medium parameters used:  $f = 1860$  MHz;  $\sigma = 1.539$  S/m;  $\epsilon_r = 55.22$ ;  $\rho = 1000$  kg/m<sup>3</sup>

Phantom section: Flat Section

Measurement Standard: DASYS5 (IEEE/IEC/ANSI C63.19-2007)

DASY5 Configuration

Probe: EX3DV4 - SN3917; ConvF(7.62, 7.62, 7.62); Calibrated: 2013/05/14;

Sensor-Surface: 2mm (Mechanical Surface Detection)

Electronics: DAE4 Sn1369; Calibrated: 2013/05/13

Phantom: ELI v5.0 SN1203; Type: QDOVA002AA;

Measurement SW: DASYS2, Version 52.8 (7);

**Area Scan 2 (61x161x1):** Interpolated grid:  $dx=1.500$  mm,  $dy=1.500$  mm

Maximum value of SAR (interpolated) = 0.351 W/kg

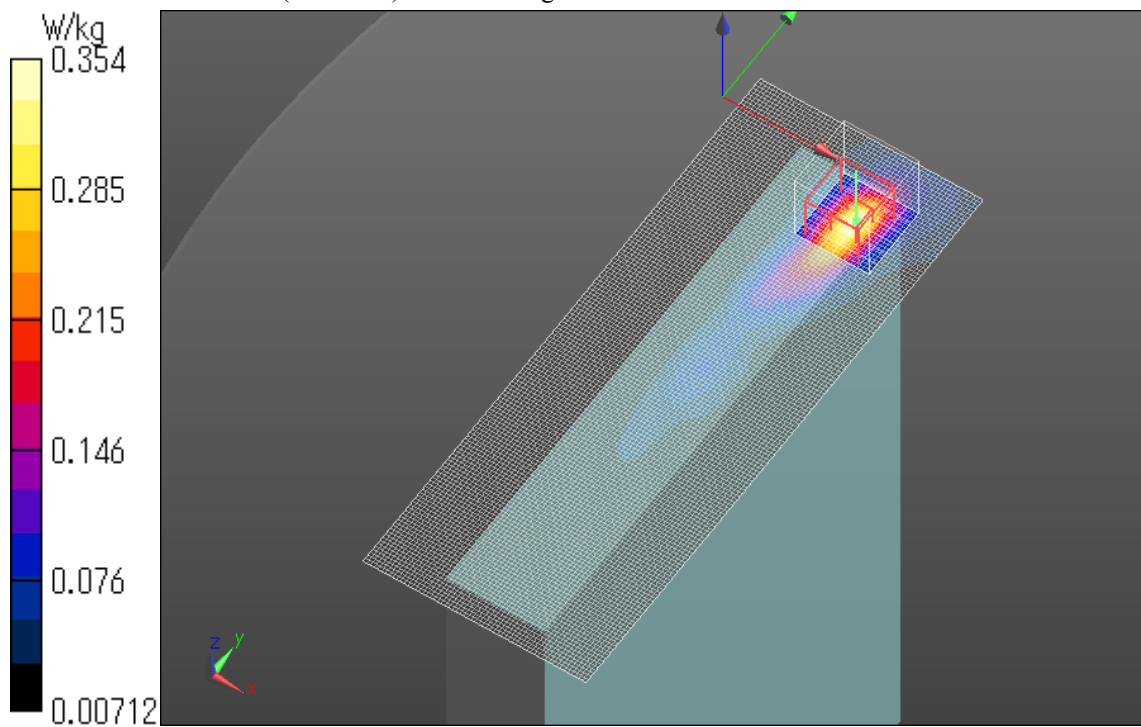
**Zoom Scan (7x7x7)/Cube 0:** Measurement grid:  $dx=5$ mm,  $dy=5$ mm,  $dz=5$ mm

Reference Value = 3.749 V/m; Power Drift = -0.16 dB

Peak SAR (extrapolated) = 0.472 W/kg

**SAR(1 g) = 0.232 W/kg; SAR(10 g) = 0.116 W/kg**

Maximum value of SAR (measured) = 0.354 W/kg



**Plot No.13**