

15.14 SAR test plots for LTE Band 17

LTE Band 17 Edge1 0mm 1RB Reduced Power 711MHz

Communication System: UID 0, LTE (0); Communication System Band: Band 17; Frequency: 711 MHz; Duty Cycle: 1:1

Medium parameters used (interpolated): $f = 711$ MHz; $\sigma = 0.915$ S/m; $\epsilon_r = 56.104$; $\rho = 1000$ kg/m³

Phantom section: Flat Section

Measurement Standard: DASYS5 (IEEE/IEC/ANSI C63.19-2007)

DASY5 Configuration

Probe: EX3DV4 - SN3917; ConvF(9.99, 9.99, 9.99); Calibrated: 2013/05/14;

Sensor-Surface: 2mm (Mechanical Surface Detection)

Electronics: DAE4 Sn1369; Calibrated: 2013/05/13

Phantom: ELI v5.0 SN1203; Type: QDOVA002AA;

Measurement SW: DASYS2, Version 52.8 (7);

Area Scan 2 (51x101x1): Interpolated grid: $dx=1.500$ mm, $dy=1.500$ mm

Maximum value of SAR (interpolated) = 1.49 W/kg

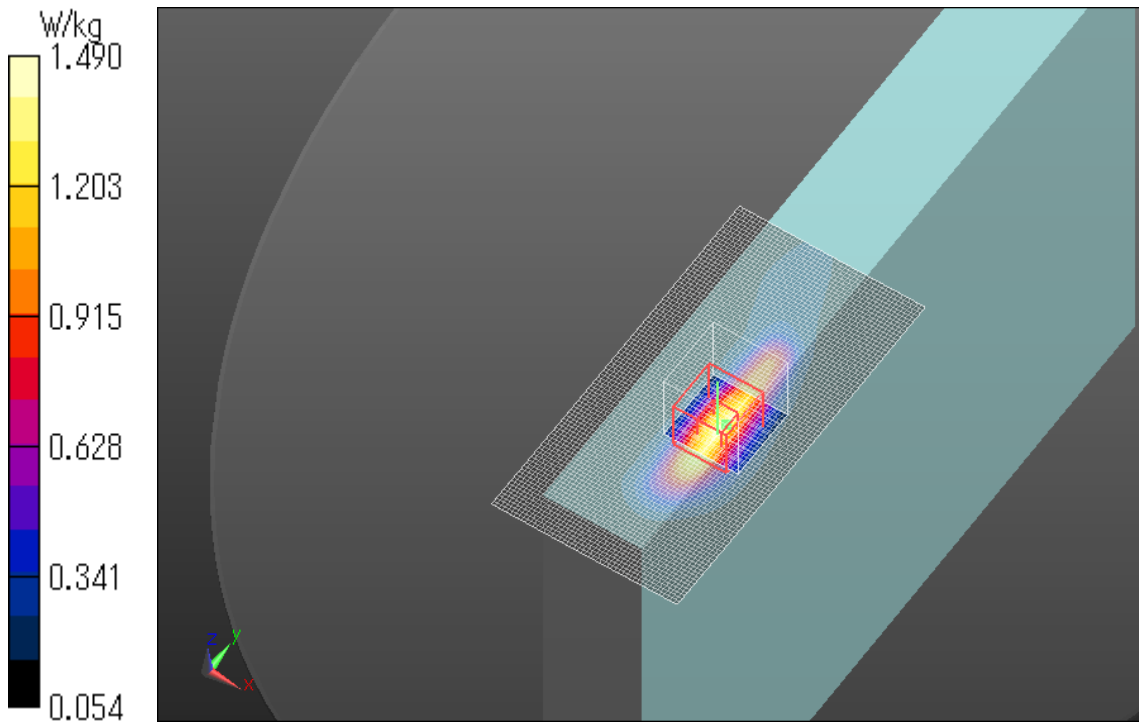
Zoom Scan (7x7x7)/Cube 0: Measurement grid: $dx=5$ mm, $dy=5$ mm, $dz=5$ mm

Reference Value = 8.073 V/m; Power Drift = -0.08 dB

Peak SAR (extrapolated) = 2.02 W/kg

SAR(1 g) = 0.985 W/kg; SAR(10 g) = 0.522 W/kg

Maximum value of SAR (measured) = 1.49 W/kg



Plot No.1

LTE Band 17 Edge1 0mm 1RB Reduced Power 709MHz

Communication System: UID 0, LTE (0); Communication System Band: Band 17; Frequency: 709 MHz; Duty Cycle: 1:1

Medium parameters used (interpolated): $f = 709$ MHz; $\sigma = 0.913$ S/m; $\epsilon_r = 56.125$; $\rho = 1000$ kg/m³

Phantom section: Flat Section

Measurement Standard: DASY5 (IEEE/IEC/ANSI C63.19-2007)

DASY5 Configuration

Probe: EX3DV4 - SN3917; ConvF(9.99, 9.99, 9.99); Calibrated: 2013/05/14;

Sensor-Surface: 2mm (Mechanical Surface Detection (Locations From Previous Scan Used)),

Sensor-Surface: 2mm (Mechanical Surface Detection)

Electronics: DAE4 Sn1369; Calibrated: 2013/05/13

Phantom: ELI v5.0 SN1203; Type: QDOVA002AA;

Measurement SW: DASY52, Version 52.8 (7);

Area Scan 2 (51x101x1): Interpolated grid: dx=1.500 mm, dy=1.500 mm

Maximum value of SAR (interpolated) = 1.52 W/kg

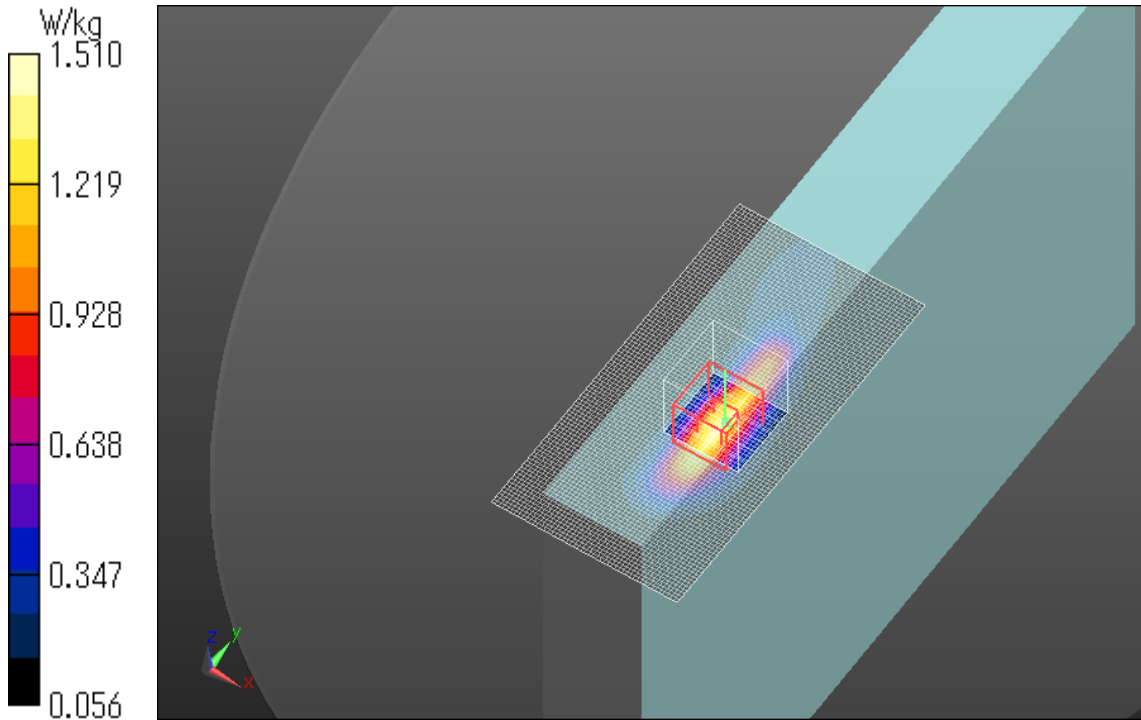
Zoom Scan (7x7x7)/Cube 0: Measurement grid: dx=5mm, dy=5mm, dz=5mm

Reference Value = 8.542 V/m; Power Drift = -0.13 dB

Peak SAR (extrapolated) = 2.08 W/kg

SAR(1 g) = 1.000 W/kg; SAR(10 g) = 0.529 W/kg

Maximum value of SAR (measured) = 1.51 W/kg



Plot No.2

LTE Band 17 Edge1 0mm 1RB Reduced Power 710MHz

Communication System: UID 0, LTE (0); Communication System Band: Band 17; Frequency: 710 MHz; Duty Cycle: 1:1

Medium parameters used: $f = 710$ MHz; $\sigma = 0.914$ S/m; $\epsilon_r = 56.114$; $\rho = 1000$ kg/m³

Phantom section: Flat Section

Measurement Standard: DASY5 (IEEE/IEC/ANSI C63.19-2007)

DASY5 Configuration

Probe: EX3DV4 - SN3917; ConvF(9.99, 9.99, 9.99); Calibrated: 2013/05/14;

Sensor-Surface: 2mm (Mechanical Surface Detection (Locations From Previous Scan Used)),

Sensor-Surface: 2mm (Mechanical Surface Detection)

Electronics: DAE4 Sn1369; Calibrated: 2013/05/13

Phantom: ELI v5.0 SN1203; Type: QDOVA002AA;

Measurement SW: DASY52, Version 52.8 (7);

Area Scan 2 (51x101x1): Interpolated grid: dx=1.500 mm, dy=1.500 mm

Maximum value of SAR (interpolated) = 1.53 W/kg

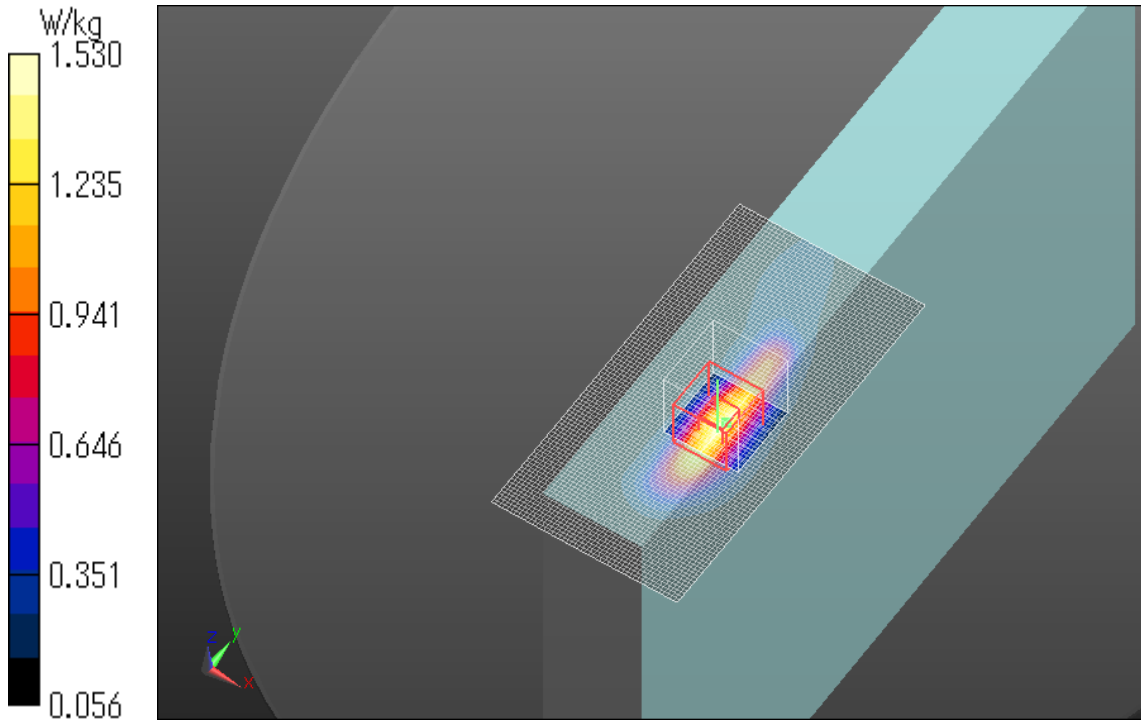
Zoom Scan (7x7x7)/Cube 0: Measurement grid: dx=5mm, dy=5mm, dz=5mm

Reference Value = 8.459 V/m; Power Drift = -0.15 dB

Peak SAR (extrapolated) = 2.11 W/kg

SAR(1 g) = 1.02 W/kg; SAR(10 g) = 0.538 W/kg

Maximum value of SAR (measured) = 1.53 W/kg



Plot No.3

LTE Band 17 Edge1 0mm 1RB Reduced Power 710MHz

Communication System: UID 0, LTE (0); Communication System Band: Band 17; Frequency: 710 MHz; Duty Cycle: 1:1

Medium parameters used: $f = 710 \text{ MHz}$; $\sigma = 0.914 \text{ S/m}$; $\epsilon_r = 56.114$; $\rho = 1000 \text{ kg/m}^3$

Phantom section: Flat Section

Measurement Standard: DASYS (IEEE/IEC/ANSI C63.19-2007)

DASY5 Configuration

Probe: EX3DV4 - SN3917; ConvF(9.99, 9.99, 9.99); Calibrated: 2013/05/14;

Sensor-Surface: 2mm (Mechanical Surface Detection)

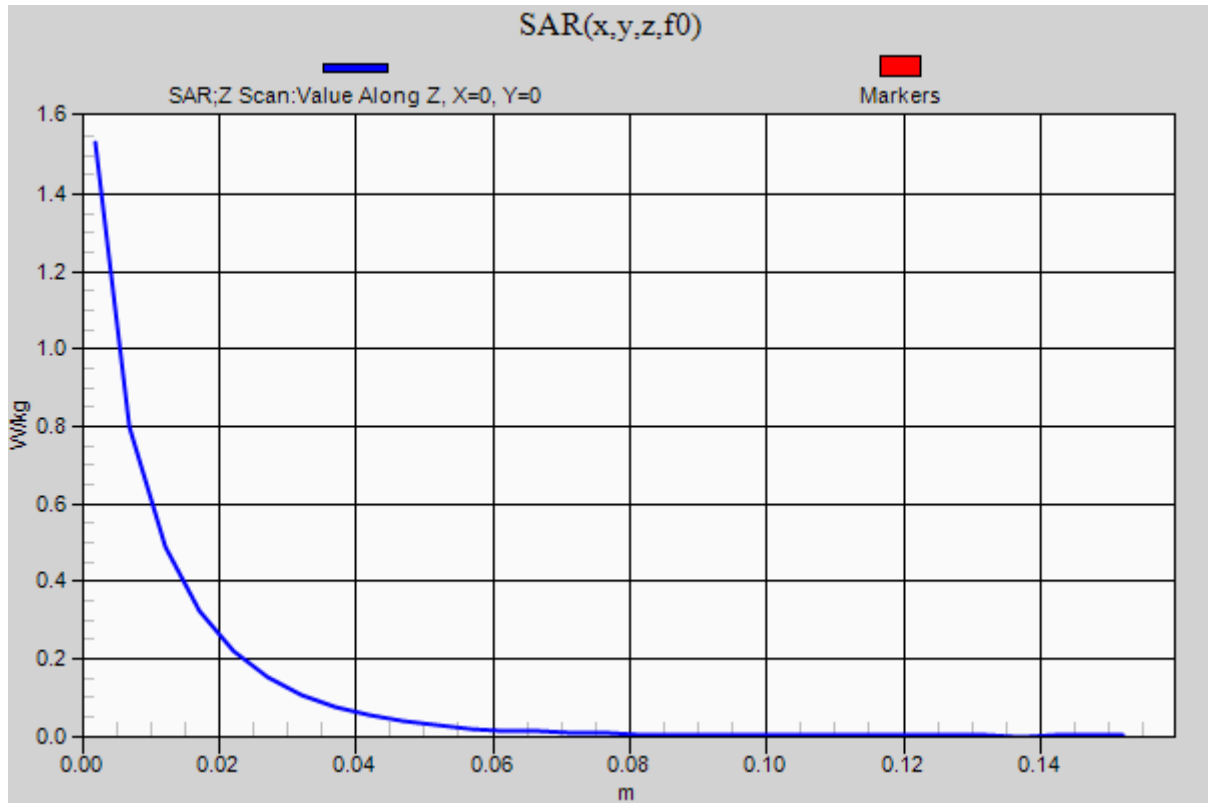
Electronics: DAE4 Sn1369; Calibrated: 2013/05/13

Phantom: ELI v5.0 SN1203; Type: QDOVA002AA;

Measurement SW: DASYS2, Version 52.8 (7);

Z Scan (1x1x31): Measurement grid: $dx=20\text{mm}$, $dy=20\text{mm}$, $dz=5\text{mm}$

Maximum value of SAR (measured) = 1.53 W/kg



LTE Band 17 Edge1 0mm 25RB Reduced Power 710MHz

Communication System: UID 0, LTE (0); Communication System Band: Band 17; Frequency: 710 MHz; Duty Cycle: 1:1

Medium parameters used: $f = 710$ MHz; $\sigma = 0.914$ S/m; $\epsilon_r = 56.114$; $\rho = 1000$ kg/m³

Phantom section: Flat Section

Measurement Standard: DASY5 (IEEE/IEC/ANSI C63.19-2007)

DASY5 Configuration

Probe: EX3DV4 - SN3917; ConvF(9.99, 9.99, 9.99); Calibrated: 2013/05/14;

Sensor-Surface: 2mm (Mechanical Surface Detection (Locations From Previous Scan Used)),

Sensor-Surface: 2mm (Mechanical Surface Detection)

Electronics: DAE4 Sn1369; Calibrated: 2013/05/13

Phantom: ELI v5.0 SN1203; Type: QDOVA002AA;

Measurement SW: DASY52, Version 52.8 (7);

Area Scan 2 (51x101x1): Interpolated grid: dx=1.500 mm, dy=1.500 mm

Maximum value of SAR (interpolated) = 1.49 W/kg

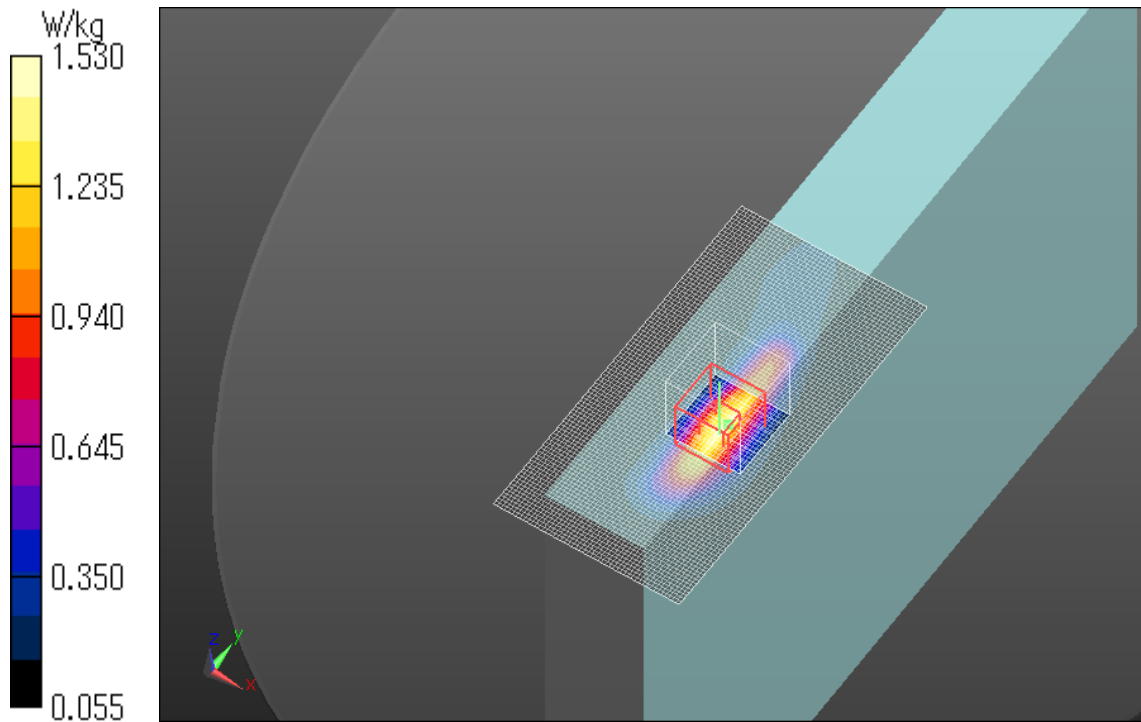
Zoom Scan (7x7x7)/Cube 0: Measurement grid: dx=5mm, dy=5mm, dz=5mm

Reference Value = 8.392 V/m; Power Drift = 0.01 dB

Peak SAR (extrapolated) = 2.13 W/kg

SAR(1 g) = 1.01 W/kg; SAR(10 g) = 0.530 W/kg

Maximum value of SAR (measured) = 1.53 W/kg



Plot No.4

LTE Band 17 Edge1 0mm 25RB Reduced Power 709MHz

Communication System: UID 0, LTE (0); Communication System Band: Band 17; Frequency: 709 MHz; Duty Cycle: 1:1

Medium parameters used (interpolated): $f = 709$ MHz; $\sigma = 0.913$ S/m; $\epsilon_r = 56.125$; $\rho = 1000$ kg/m³

Phantom section: Flat Section

Measurement Standard: DASY5 (IEEE/IEC/ANSI C63.19-2007)

DASY5 Configuration

Probe: EX3DV4 - SN3917; ConvF(9.99, 9.99, 9.99); Calibrated: 2013/05/14;

Sensor-Surface: 2mm (Mechanical Surface Detection (Locations From Previous Scan Used)),

Sensor-Surface: 2mm (Mechanical Surface Detection)

Electronics: DAE4 Sn1369; Calibrated: 2013/05/13

Phantom: ELI v5.0 SN1203; Type: QDOVA002AA;

Measurement SW: DASY52, Version 52.8 (7);

Area Scan 2 (51x101x1): Interpolated grid: dx=1.500 mm, dy=1.500 mm

Maximum value of SAR (interpolated) = 1.46 W/kg

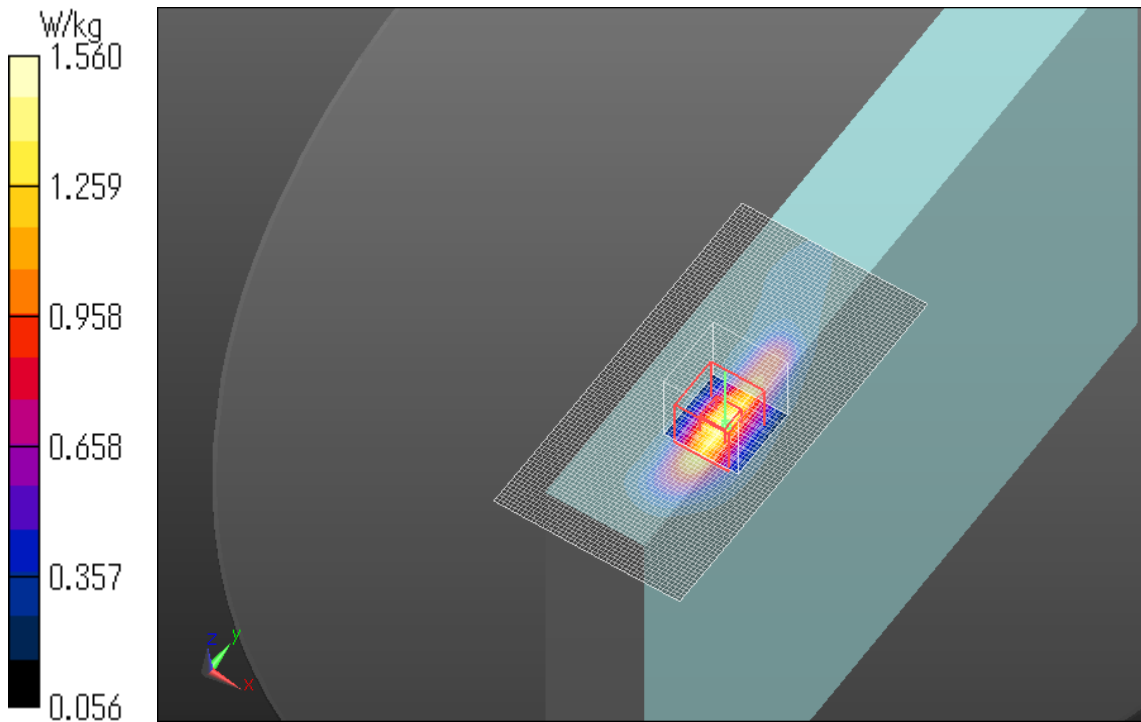
Zoom Scan (7x7x7)/Cube 0: Measurement grid: dx=5mm, dy=5mm, dz=5mm

Reference Value = 8.210 V/m; Power Drift = -0.17 dB

Peak SAR (extrapolated) = 2.21 W/kg

SAR(1 g) = 0.999 W/kg; SAR(10 g) = 0.519 W/kg

Maximum value of SAR (measured) = 1.56 W/kg



Plot No.5

LTE Band 17 Edge1 0mm 25RB Reduced Power 711MHz

Communication System: UID 0, LTE (0); Communication System Band: Band 17; Frequency: 711 MHz; Duty Cycle: 1:1

Medium parameters used (interpolated): $f = 711$ MHz; $\sigma = 0.915$ S/m; $\epsilon_r = 56.104$; $\rho = 1000$ kg/m³

Phantom section: Flat Section

Measurement Standard: DASYS5 (IEEE/IEC/ANSI C63.19-2007)

DASY5 Configuration

Probe: EX3DV4 - SN3917; ConvF(9.99, 9.99, 9.99); Calibrated: 2013/05/14;

Sensor-Surface: 2mm (Mechanical Surface Detection (Locations From Previous Scan Used)),

Sensor-Surface: 2mm (Mechanical Surface Detection)

Electronics: DAE4 Sn1369; Calibrated: 2013/05/13

Phantom: ELI v5.0 SN1203; Type: QDOVA002AA;

Measurement SW: DASYS2, Version 52.8 (7);

Area Scan 2 (51x101x1): Interpolated grid: dx=1.500 mm, dy=1.500 mm

Maximum value of SAR (interpolated) = 1.43 W/kg

Zoom Scan (7x7x7)/Cube 0: Measurement grid: dx=5mm, dy=5mm, dz=5mm

Reference Value = 7.778 V/m; Power Drift = 0.14 dB

Peak SAR (extrapolated) = 2.04 W/kg

SAR(1 g) = 0.963 W/kg; SAR(10 g) = 0.504 W/kg

Maximum value of SAR (measured) = 1.47 W/kg

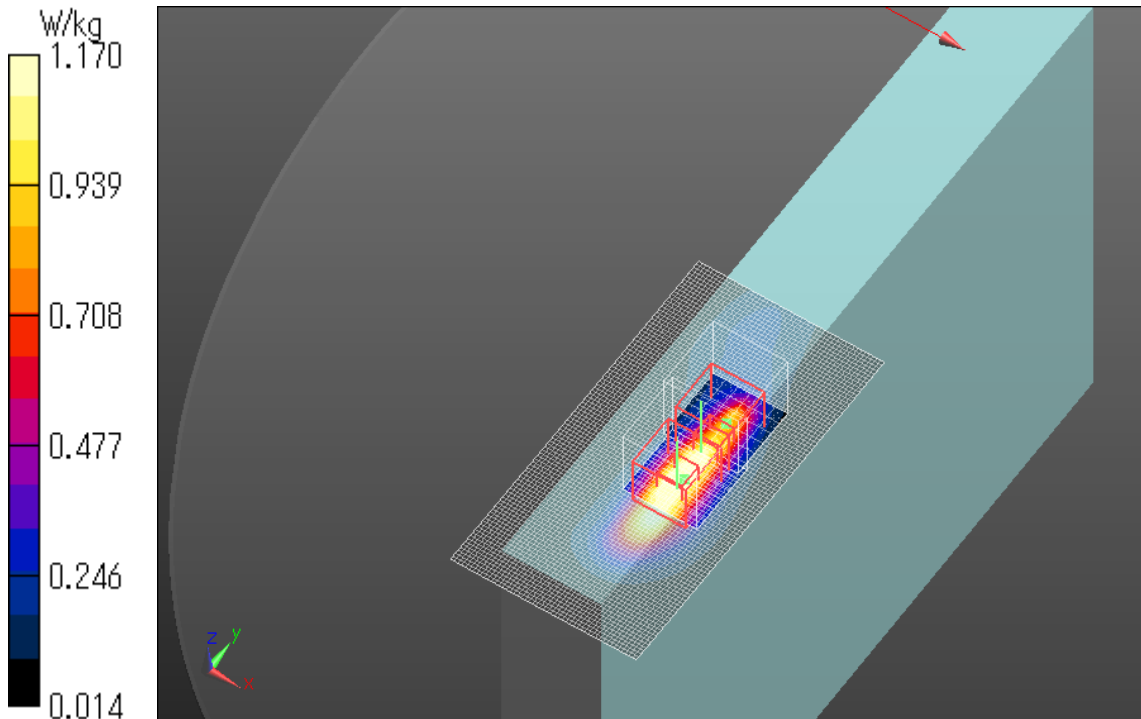
Zoom Scan 2 (7x7x7)/Cube 0: Measurement grid: dx=5mm, dy=5mm, dz=5mm

Reference Value = 7.778 V/m; Power Drift = 0.14 dB

Peak SAR (extrapolated) = 1.63 W/kg

SAR(1 g) = 0.701 W/kg; SAR(10 g) = 0.323 W/kg

Maximum value of SAR (measured) = 1.17 W/kg



Plot No.6

LTE Band 17 Edge1 0mm 50RB Reduced Power 711MHz

Communication System: UID 0, LTE (0); Communication System Band: Band 17; Frequency: 711 MHz; Duty Cycle: 1:1

Medium parameters used (interpolated): $f = 711 \text{ MHz}$; $\sigma = 0.915 \text{ S/m}$; $\epsilon_r = 56.104$; $\rho = 1000 \text{ kg/m}^3$

Phantom section: Flat Section

Measurement Standard: DASYS (IEEE/IEC/ANSI C63.19-2007)

DASY5 Configuration

Probe: EX3DV4 - SN3917; ConvF(9.99, 9.99, 9.99); Calibrated: 2013/05/14;

Sensor-Surface: 2mm (Mechanical Surface Detection (Locations From Previous Scan Used)),

Sensor-Surface: 2mm (Mechanical Surface Detection)

Electronics: DAE4 Sn1369; Calibrated: 2013/05/13

Phantom: ELI v5.0 SN1203; Type: QDOVA002AA;

Measurement SW: DASYS2, Version 52.8 (7);

Area Scan 2 (51x101x1): Interpolated grid: $dx=1.500 \text{ mm}$, $dy=1.500 \text{ mm}$

Maximum value of SAR (interpolated) = 1.41 W/kg

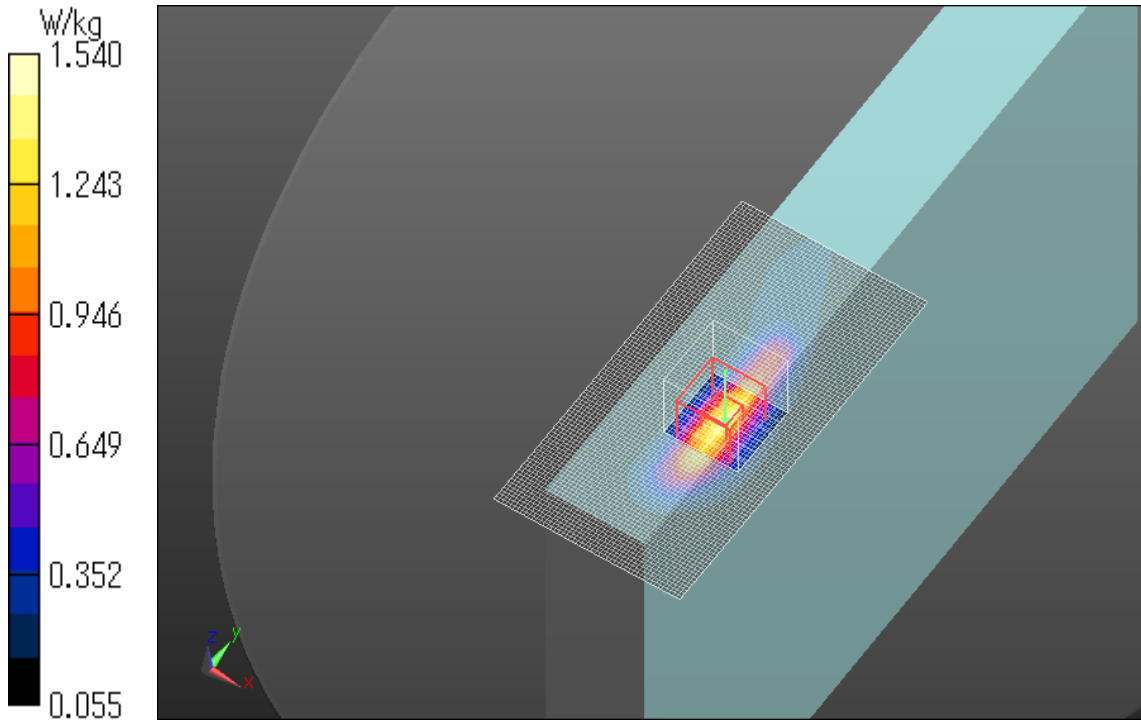
Zoom Scan (7x7x7)/Cube 0: Measurement grid: $dx=5\text{mm}$, $dy=5\text{mm}$, $dz=5\text{mm}$

Reference Value = 8.186 V/m ; Power Drift = -0.20 dB

Peak SAR (extrapolated) = 2.08 W/kg

SAR(1 g) = 0.965 W/kg ; SAR(10 g) = 0.506 W/kg

Maximum value of SAR (measured) = 1.54 W/kg



Plot No.7

LTE Band 17 Rear 0mm 1RB Full Power 709MHz

Communication System: UID 0, LTE (0); Communication System Band: Band 17; Frequency: 709 MHz; Duty Cycle: 1:1

Medium parameters used (interpolated): $f = 709$ MHz; $\sigma = 0.913$ S/m; $\epsilon_r = 56.125$; $\rho = 1000$ kg/m³

Phantom section: Flat Section

Measurement Standard: DASYS5 (IEEE/IEC/ANSI C63.19-2007)

DASY5 Configuration

Probe: EX3DV4 - SN3917; ConvF(9.99, 9.99, 9.99); Calibrated: 2013/05/14;

Sensor-Surface: 2mm (Mechanical Surface Detection)

Electronics: DAE4 Sn1369; Calibrated: 2013/05/13

Phantom: ELI v5.0 SN1203; Type: QDOVA002AA;

Measurement SW: DASYS2, Version 52.8 (7);

Area Scan 2 2 (81x111x1): Interpolated grid: dx=1.500 mm, dy=1.500 mm

Maximum value of SAR (interpolated) = 0.380 W/kg

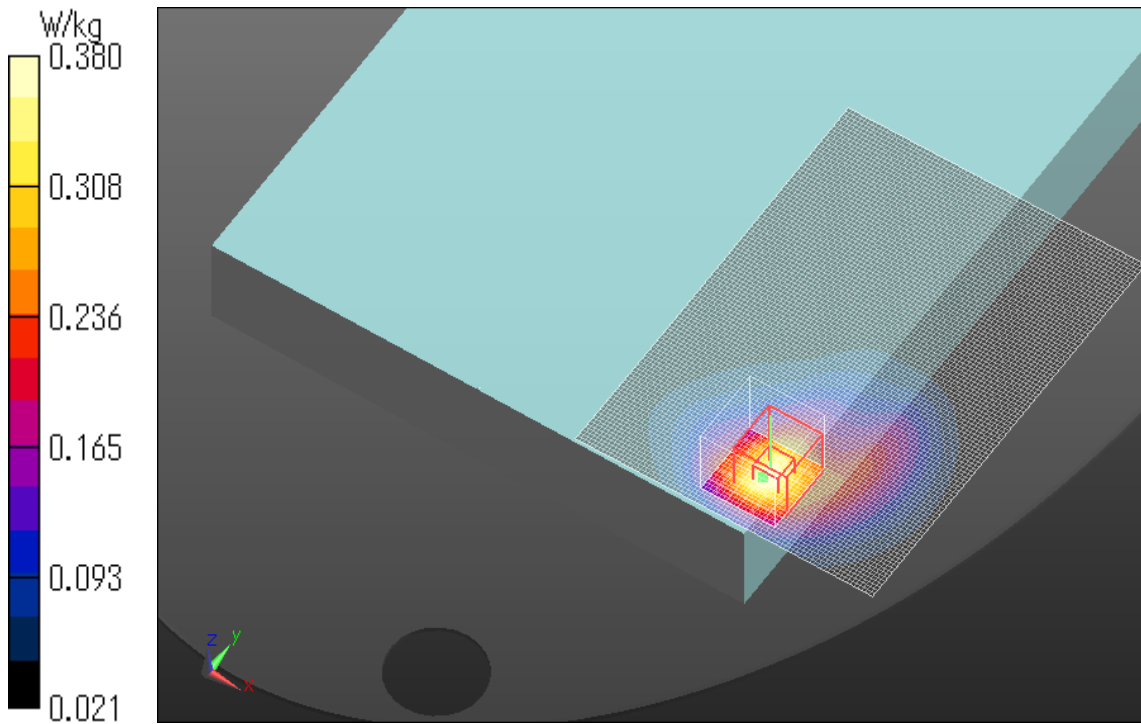
Zoom Scan (7x7x7)/Cube 0: Measurement grid: dx=5mm, dy=5mm, dz=5mm

Reference Value = 20.942 V/m; Power Drift = -0.04 dB

Peak SAR (extrapolated) = 0.500 W/kg

SAR(1 g) = 0.283 W/kg; SAR(10 g) = 0.170 W/kg

Maximum value of SAR (measured) = 0.380 W/kg



Plot No.8

LTE Band 17 Rear 0mm 25RB Full Power 710MHz

Communication System: UID 0, LTE (0); Communication System Band: Band 17; Frequency: 710 MHz; Duty Cycle: 1:1

Medium parameters used: $f = 710$ MHz; $\sigma = 0.914$ S/m; $\epsilon_r = 56.114$; $\rho = 1000$ kg/m³

Phantom section: Flat Section

Measurement Standard: DASYS5 (IEEE/IEC/ANSI C63.19-2007)

DASY5 Configuration

Probe: EX3DV4 - SN3917; ConvF(9.99, 9.99, 9.99); Calibrated: 2013/05/14;

Sensor-Surface: 2mm (Mechanical Surface Detection (Locations From Previous Scan Used)),

Sensor-Surface: 2mm (Mechanical Surface Detection)

Electronics: DAE4 Sn1369; Calibrated: 2013/05/13

Phantom: ELI v5.0 SN1203; Type: QDOVA002AA;

Measurement SW: DASYS2, Version 52.8 (7);

Area Scan 2 2 (81x111x1): Interpolated grid: dx=1.500 mm, dy=1.500 mm

Maximum value of SAR (interpolated) = 0.282 W/kg

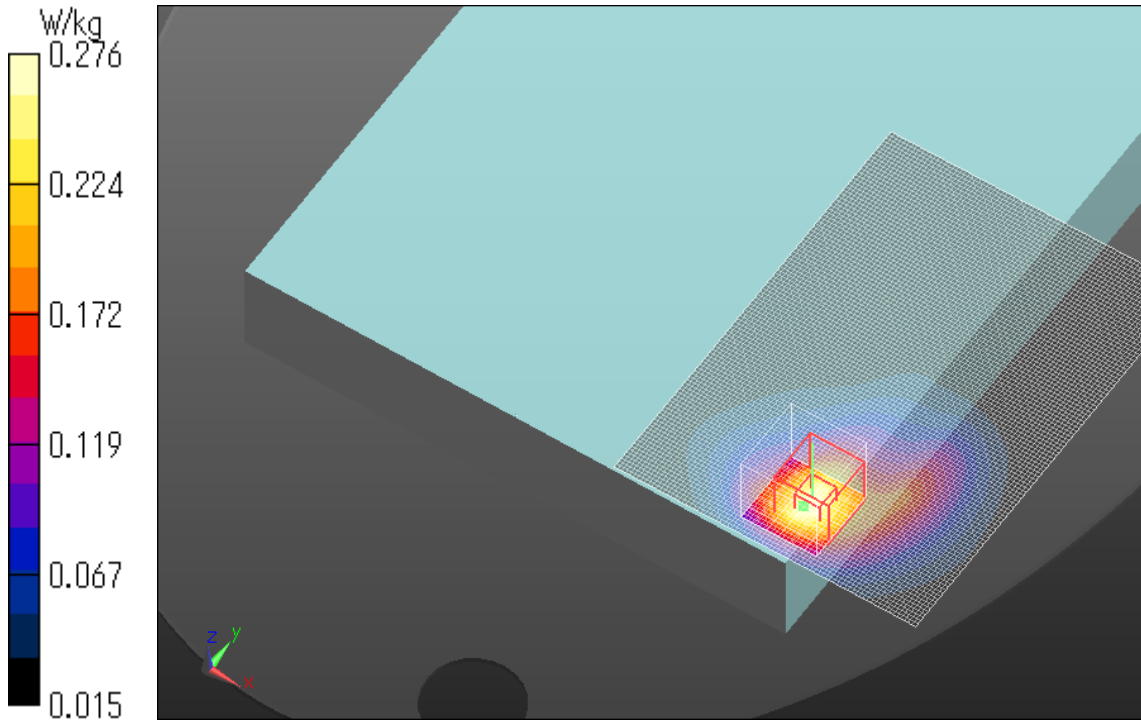
Zoom Scan (7x7x7)/Cube 0: Measurement grid: dx=5mm, dy=5mm, dz=5mm

Reference Value = 18.122 V/m; Power Drift = -0.07 dB

Peak SAR (extrapolated) = 0.356 W/kg

SAR(1 g) = 0.206 W/kg; SAR(10 g) = 0.125 W/kg

Maximum value of SAR (measured) = 0.276 W/kg



Plot No.9

LTE Band 17 Edge1 16mm 1RB Full Power 709MHz

Communication System: UID 0, LTE (0); Communication System Band: Band 17; Frequency: 709 MHz; Duty Cycle: 1:1

Medium parameters used (interpolated): $f = 709$ MHz; $\sigma = 0.913$ S/m; $\epsilon_r = 56.125$; $\rho = 1000$ kg/m³

Phantom section: Flat Section

Measurement Standard: DASYS5 (IEEE/IEC/ANSI C63.19-2007)

DASY5 Configuration

Probe: EX3DV4 - SN3917; ConvF(9.99, 9.99, 9.99); Calibrated: 2013/05/14;

Sensor-Surface: 2mm (Mechanical Surface Detection)

Electronics: DAE4 Sn1369; Calibrated: 2013/05/13

Phantom: ELI v5.0 SN1203; Type: QDOVA002AA;

Measurement SW: DASYS2, Version 52.8 (7);

Area Scan 2 (51x101x1): Interpolated grid: dx=1.500 mm, dy=1.500 mm

Maximum value of SAR (interpolated) = 0.275 W/kg

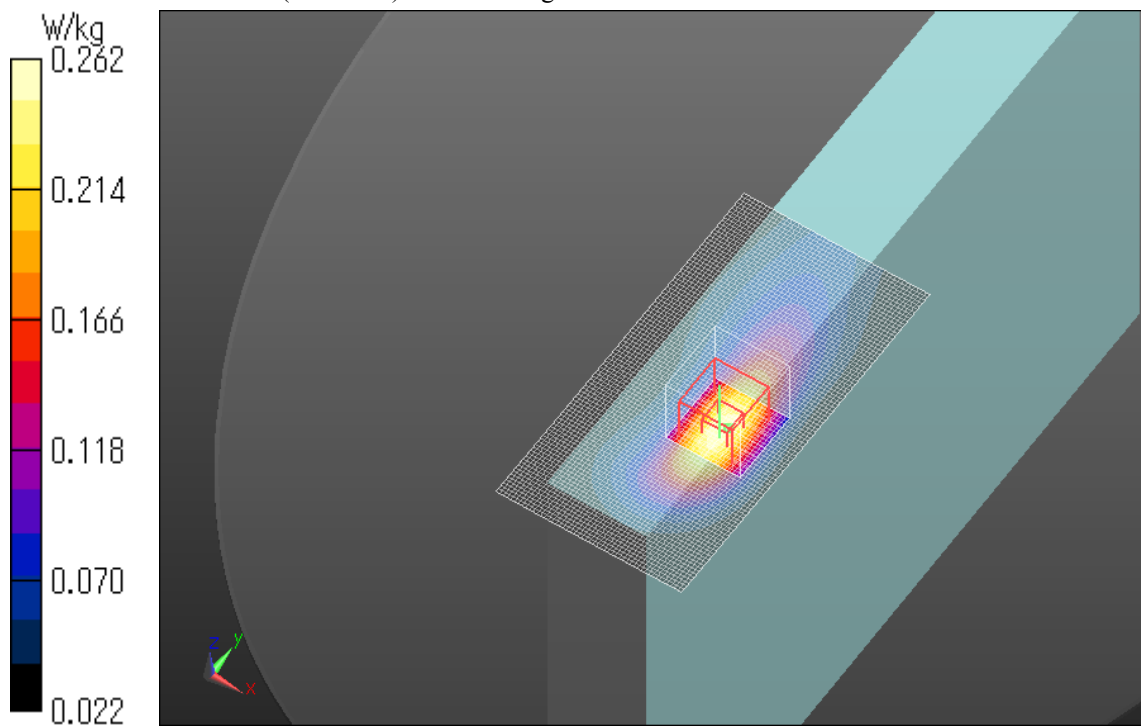
Zoom Scan (7x7x7)/Cube 0: Measurement grid: dx=5mm, dy=5mm, dz=5mm

Reference Value = 7.045 V/m; Power Drift = 0.01 dB

Peak SAR (extrapolated) = 0.307 W/kg

SAR(1 g) = 0.209 W/kg; SAR(10 g) = 0.135 W/kg

Maximum value of SAR (measured) = 0.262 W/kg



Plot No.10

LTE Band 17 Edge1 16mm 25RB Full Power 710MHz

Communication System: UID 0, LTE (0); Communication System Band: Band 17; Frequency: 710 MHz; Duty Cycle: 1:1

Medium parameters used: $f = 710$ MHz; $\sigma = 0.914$ S/m; $\epsilon_r = 56.114$; $\rho = 1000$ kg/m³

Phantom section: Flat Section

Measurement Standard: DASY5 (IEEE/IEC/ANSI C63.19-2007)

DASY5 Configuration

Probe: EX3DV4 - SN3917; ConvF(9.99, 9.99, 9.99); Calibrated: 2013/05/14;

Sensor-Surface: 2mm (Mechanical Surface Detection (Locations From Previous Scan Used)),

Sensor-Surface: 2mm (Mechanical Surface Detection)

Electronics: DAE4 Sn1369; Calibrated: 2013/05/13

Phantom: ELI v5.0 SN1203; Type: QDOVA002AA;

Measurement SW: DASY52, Version 52.8 (7);

Area Scan 2 (51x101x1): Interpolated grid: dx=1.500 mm, dy=1.500 mm

Maximum value of SAR (interpolated) = 0.225 W/kg

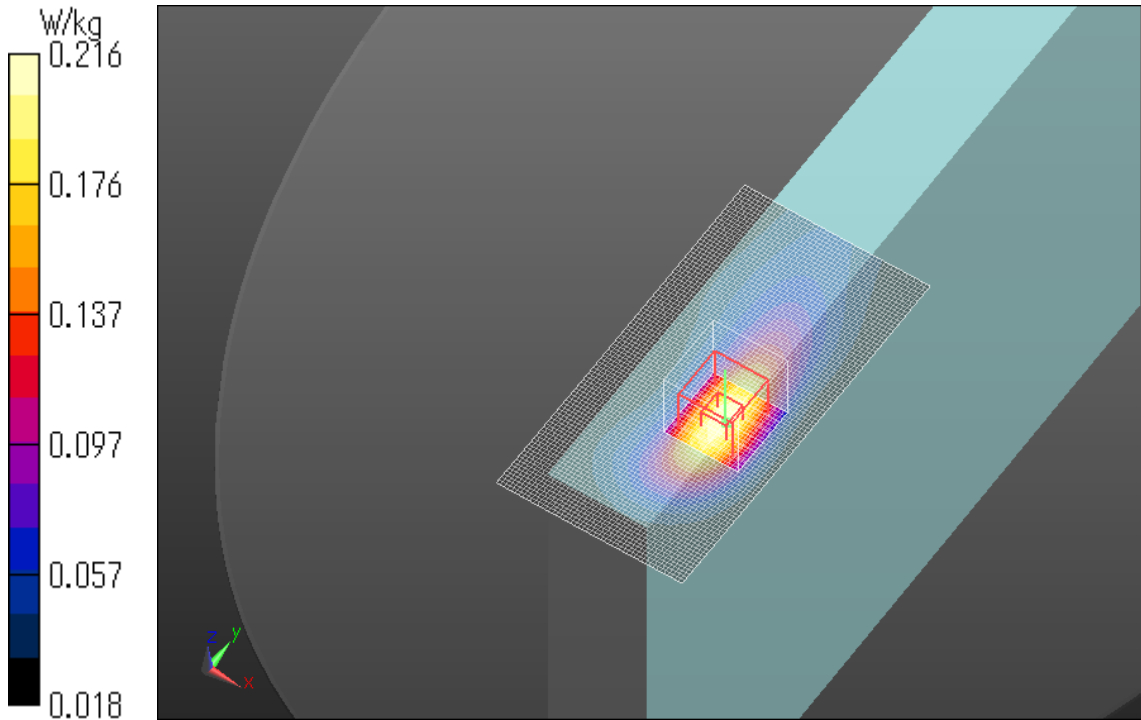
Zoom Scan (7x7x7)/Cube 0: Measurement grid: dx=5mm, dy=5mm, dz=5mm

Reference Value = 6.282 V/m; Power Drift = -0.05 dB

Peak SAR (extrapolated) = 0.254 W/kg

SAR(1 g) = 0.172 W/kg; SAR(10 g) = 0.112 W/kg

Maximum value of SAR (measured) = 0.216 W/kg



Plot No.11

LTE Band 17 Edge4 0mm 1RB Full Power 709MHz

Communication System: UID 0, LTE (0); Communication System Band: Band 17; Frequency: 709 MHz; Duty Cycle: 1:1

Medium parameters used (interpolated): $f = 709$ MHz; $\sigma = 0.913$ S/m; $\epsilon_r = 56.125$; $\rho = 1000$ kg/m³

Phantom section: Flat Section

Measurement Standard: DASYS5 (IEEE/IEC/ANSI C63.19-2007)

DASY5 Configuration

Probe: EX3DV4 - SN3917; ConvF(9.99, 9.99, 9.99); Calibrated: 2013/05/14;

Sensor-Surface: 2mm (Mechanical Surface Detection)

Electronics: DAE4 Sn1369; Calibrated: 2013/05/13

Phantom: ELI v5.0 SN1203; Type: QDOVA002AA;

Measurement SW: DASYS2, Version 52.8 (7);

Area Scan 2 (61x161x1): Interpolated grid: dx=1.500 mm, dy=1.500 mm

Maximum value of SAR (interpolated) = 0.260 W/kg

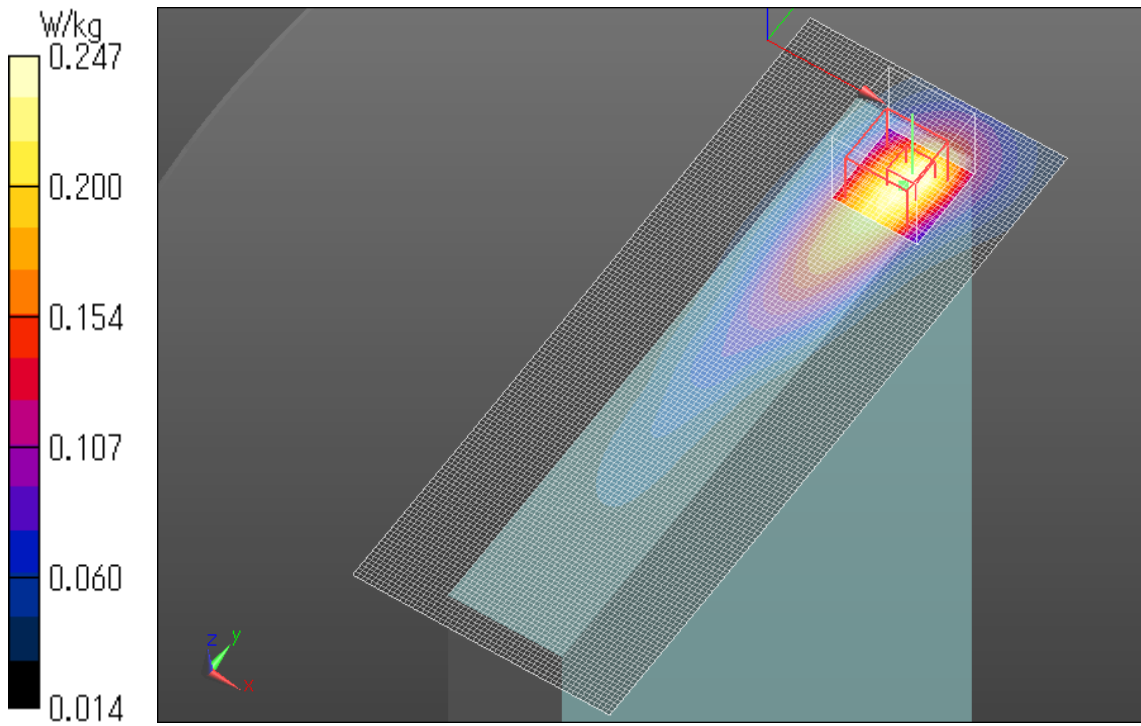
Zoom Scan (7x7x7)/Cube 0: Measurement grid: dx=5mm, dy=5mm, dz=5mm

Reference Value = 4.316 V/m; Power Drift = -0.05 dB

Peak SAR (extrapolated) = 0.331 W/kg

SAR(1 g) = 0.183 W/kg; SAR(10 g) = 0.111 W/kg

Maximum value of SAR (measured) = 0.247 W/kg



Plot No.12

LTE Band 17 Edge4 0mm 25RB Full Power 710MHz

Communication System: UID 0, LTE (0); Communication System Band: Band 17; Frequency: 710 MHz; Duty Cycle: 1:1

Medium parameters used: $f = 710$ MHz; $\sigma = 0.914$ S/m; $\epsilon_r = 56.114$; $\rho = 1000$ kg/m³

Phantom section: Flat Section

Measurement Standard: DASY5 (IEEE/IEC/ANSI C63.19-2007)

DASY5 Configuration

Probe: EX3DV4 - SN3917; ConvF(9.99, 9.99, 9.99); Calibrated: 2013/05/14;

Sensor-Surface: 2mm (Mechanical Surface Detection)

Electronics: DAE4 Sn1369; Calibrated: 2013/05/13

Phantom: ELI v5.0 SN1203; Type: QDOVA002AA;

Measurement SW: DASY52, Version 52.8 (7);

Area Scan 2 (61x161x1): Interpolated grid: dx=1.500 mm, dy=1.500 mm

Maximum value of SAR (interpolated) = 0.204 W/kg

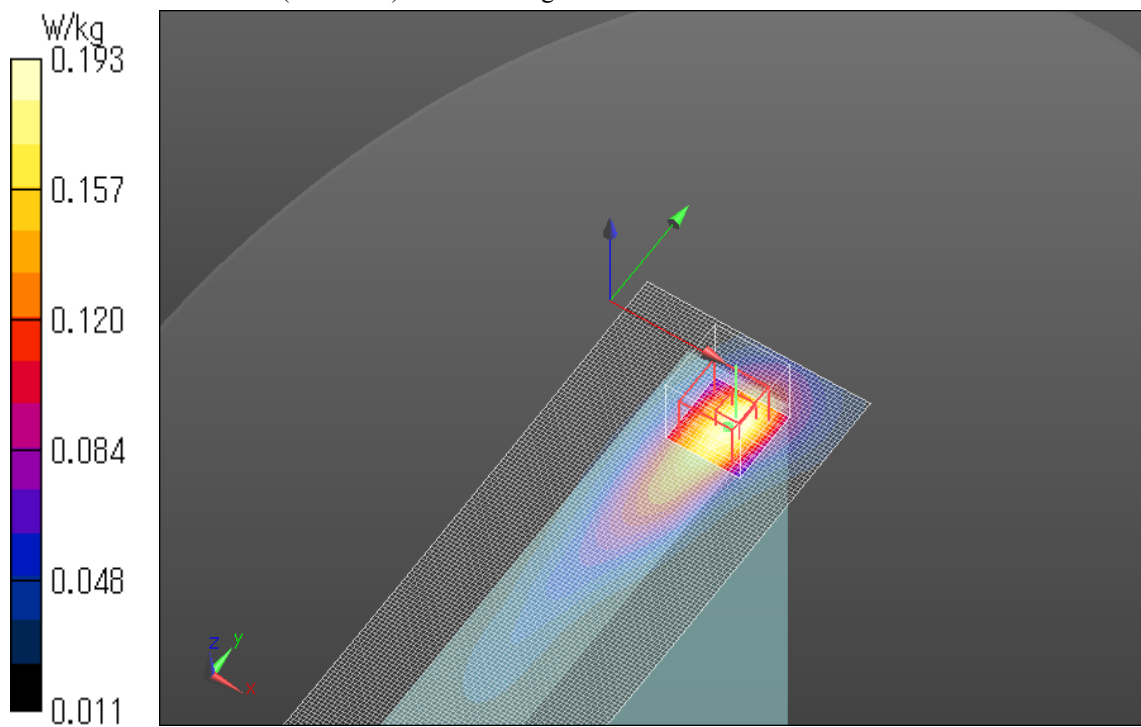
Zoom Scan (7x7x7)/Cube 0: Measurement grid: dx=5mm, dy=5mm, dz=5mm

Reference Value = 3.677 V/m; Power Drift = 0.19 dB

Peak SAR (extrapolated) = 0.263 W/kg

SAR(1 g) = 0.143 W/kg; SAR(10 g) = 0.086 W/kg

Maximum value of SAR (measured) = 0.193 W/kg



Plot No.13