

15.9 SAR test plots for CDMA Band10

CDMA Band10 Edge1 0mm Reduced Power 817.25MHz

Communication System: UID 0, CDMA2000 (0); Communication System Band: Secondary 800;
Frequency: 817.25 MHz; Duty Cycle: 1:1

Medium parameters used (interpolated): $f = 817.25$ MHz; $\sigma = 0.922$ S/m; $\epsilon_r = 57.484$; $\rho = 1000$ kg/m³

Phantom section: Flat Section

Measurement Standard: DASYS (IEEE/IEC/ANSI C63.19-2007)

DASY5 Configuration

Probe: EX3DV4 - SN3922; ConvF(10.16, 10.16, 10.16); Calibrated: 2013/06/04;

Sensor-Surface: 2mm (Mechanical Surface Detection (Locations From Previous Scan Used)),

Sensor-Surface: 2mm (Mechanical Surface Detection)

Electronics: DAE4 Sn1372; Calibrated: 2013/06/03

Phantom: ELI v5.0 TP1207; Type: QDOVA002AA;

Measurement SW: DASYS2, Version 52.8 (7);

Area Scan (41x121x1): Interpolated grid: dx=1.500 mm, dy=1.500 mm

Maximum value of SAR (interpolated) = 1.20 W/kg

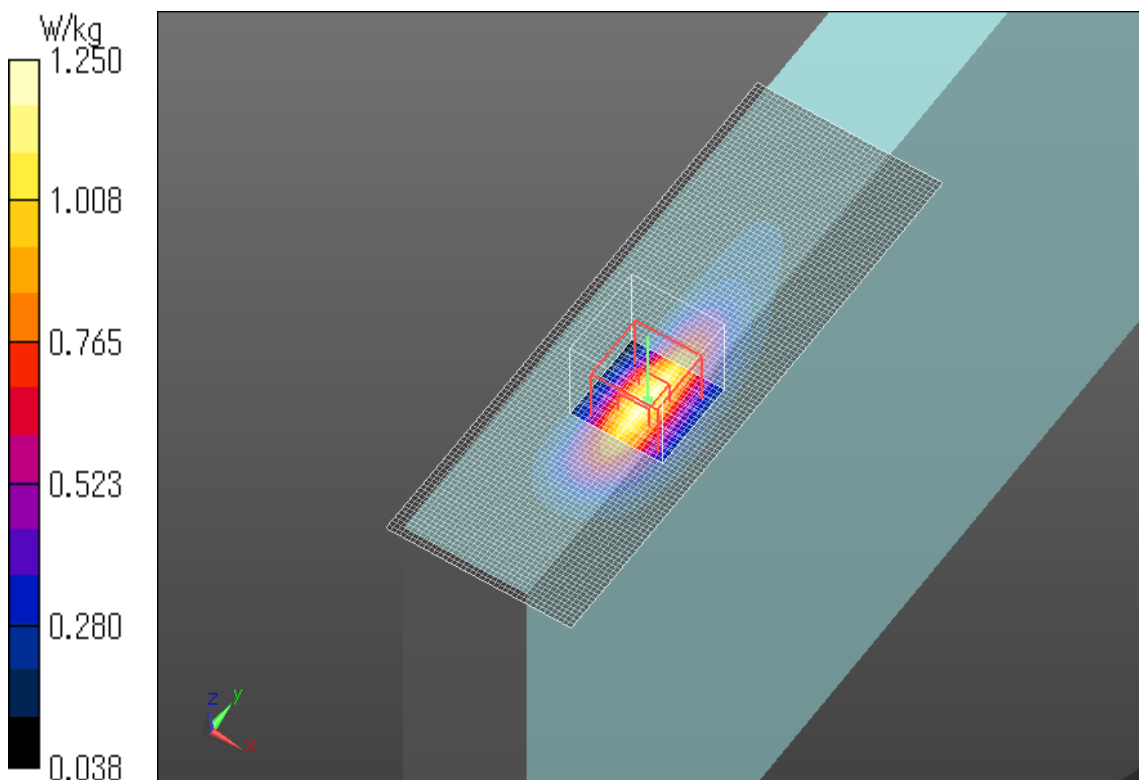
Zoom Scan (7x7x7)/Cube 0: Measurement grid: dx=5mm, dy=5mm, dz=5mm

Reference Value = 37.561 V/m; Power Drift = 0.04 dB

Peak SAR (extrapolated) = 1.65 W/kg

SAR(1 g) = 0.840 W/kg; SAR(10 g) = 0.450 W/kg

Maximum value of SAR (measured) = 1.25 W/kg



Plot No.1

CDMA Band10 Edge1 0mm Reduced Power 820MHz

Communication System: UID 0, CDMA2000 (0); Communication System Band: Secondary 800;
Frequency: 820 MHz; Duty Cycle: 1:1

Medium parameters used: $f = 820 \text{ MHz}$; $\sigma = 0.925 \text{ S/m}$; $\epsilon_r = 57.463$; $\rho = 1000 \text{ kg/m}^3$

Phantom section: Flat Section

Measurement Standard: DASY5 (IEEE/IEC/ANSI C63.19-2007)

DASY5 Configuration

Probe: EX3DV4 - SN3922; ConvF(10.16, 10.16, 10.16); Calibrated: 2013/06/04;

Sensor-Surface: 2mm (Mechanical Surface Detection)

Electronics: DAE4 Sn1372; Calibrated: 2013/06/03

Phantom: ELI v5.0 TP1207; Type: QDOVA002AA;

Measurement SW: DASY52, Version 52.8 (7);

Area Scan (41x121x1): Interpolated grid: $dx=1.500 \text{ mm}$, $dy=1.500 \text{ mm}$

Maximum value of SAR (interpolated) = 1.27 W/kg

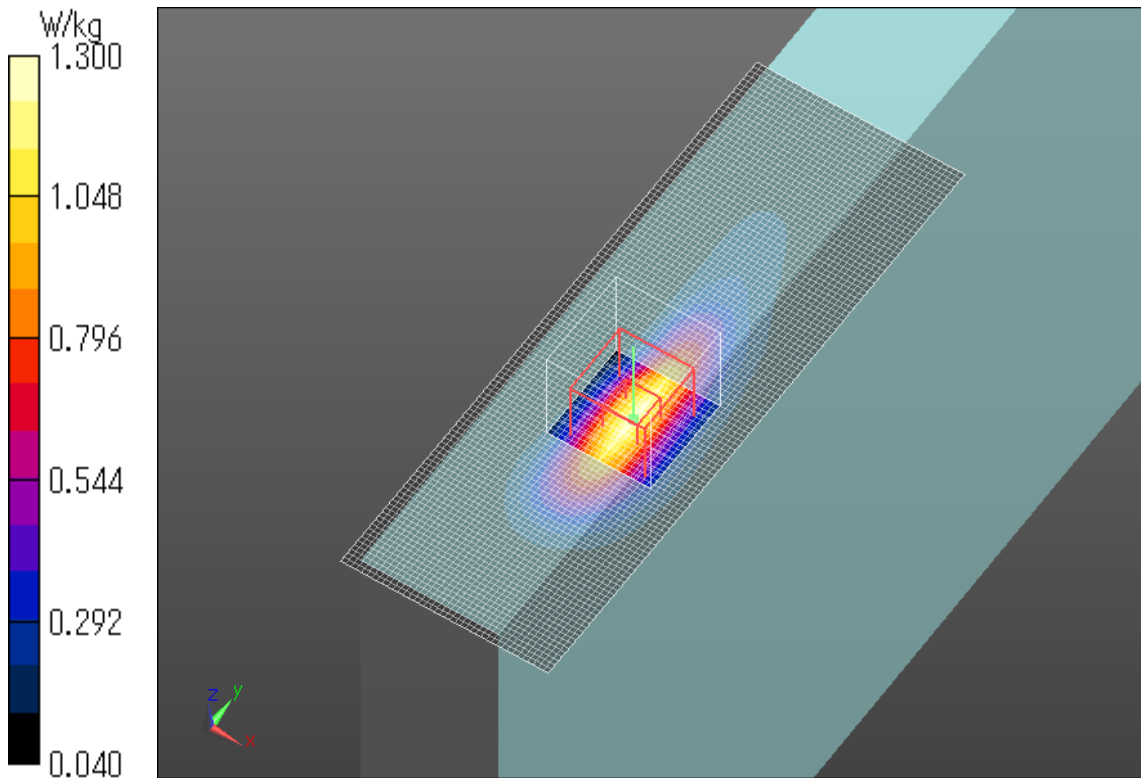
Zoom Scan (7x7x7)/Cube 0: Measurement grid: $dx=5\text{mm}$, $dy=5\text{mm}$, $dz=5\text{mm}$

Reference Value = 38.392 V/m; Power Drift = -0.00 dB

Peak SAR (extrapolated) = 1.73 W/kg

SAR(1 g) = 0.868 W/kg; SAR(10 g) = 0.464 W/kg

Maximum value of SAR (measured) = 1.30 W/kg



Plot No.2

CDMA Band10 Edge1 0mm Reduced Power 822.75MHz

Communication System: UID 0, CDMA2000 (0); Communication System Band: Secondary 800;
Frequency: 822.75 MHz; Duty Cycle: 1:1

Medium parameters used (interpolated): $f = 822.75$ MHz; $\sigma = 0.928$ S/m; $\epsilon_r = 57.442$; $\rho = 1000$ kg/m³

Phantom section: Flat Section

Measurement Standard: DASYS5 (IEEE/IEC/ANSI C63.19-2007)

DASY5 Configuration

Probe: EX3DV4 - SN3922; ConvF(10.16, 10.16, 10.16); Calibrated: 2013/06/04;

Sensor-Surface: 2mm (Mechanical Surface Detection (Locations From Previous Scan Used)),

Sensor-Surface: 2mm (Mechanical Surface Detection)

Electronics: DAE4 Sn1372; Calibrated: 2013/06/03

Phantom: ELI v5.0 TP1207; Type: QDOVA002AA;

Measurement SW: DASYS2, Version 52.8 (7);

Area Scan (41x121x1): Interpolated grid: dx=1.500 mm, dy=1.500 mm

Maximum value of SAR (interpolated) = 1.31 W/kg

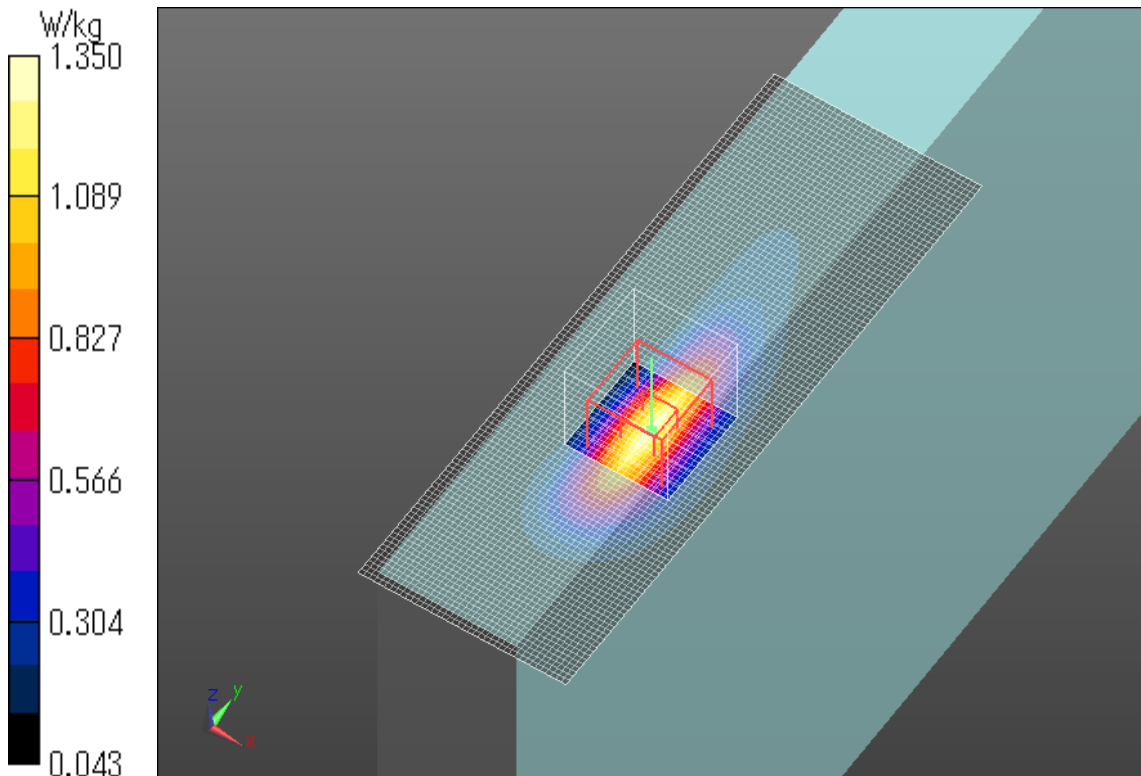
Zoom Scan (7x7x7)/Cube 0: Measurement grid: dx=5mm, dy=5mm, dz=5mm

Reference Value = 38.887 V/m; Power Drift = 0.03 dB

Peak SAR (extrapolated) = 1.78 W/kg

SAR(1 g) = 0.901 W/kg; SAR(10 g) = 0.482 W/kg

Maximum value of SAR (measured) = 1.35 W/kg



Plot No.3

CDMA Band10 Edge1 0mm Reduced Power 822.75MHz

Communication System: UID 0, CDMA2000 (0); Communication System Band: Secondary 800;

Frequency: 822.75 MHz; Duty Cycle: 1:1

Medium parameters used (interpolated): $f = 822.75$ MHz; $\sigma = 0.928$ S/m; $\epsilon_r = 57.442$; $\rho = 1000$ kg/m³

Phantom section: Flat Section

Measurement Standard: DASYS (IEEE/IEC/ANSI C63.19-2007)

DASY5 Configuration

Probe: EX3DV4 - SN3922; ConvF(10.16, 10.16, 10.16); Calibrated: 2013/06/04;

Sensor-Surface: 2mm (Mechanical Surface Detection)

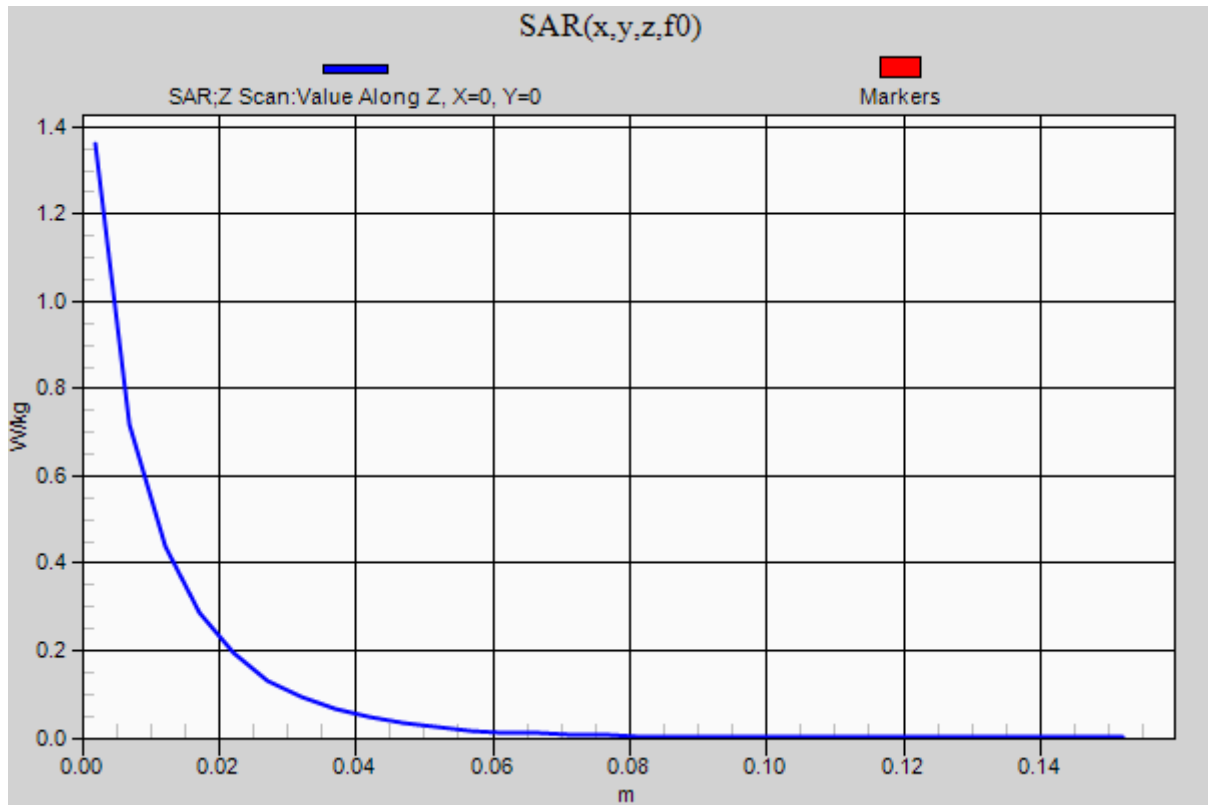
Electronics: DAE4 Sn1372; Calibrated: 2013/06/03

Phantom: ELI v5.0 TP1207; Type: QDOVA002AA;

Measurement SW: DASYS2, Version 52.8 (7);

Z Scan (1x1x31): Measurement grid: dx=20mm, dy=20mm, dz=5mm

Maximum value of SAR (measured) = 1.36 W/kg



CDMA Band10 Edge1 0mm Reduced Power 820MHz

Communication System: UID 0, CDMA2000 (0); Communication System Band: Secondary 800;

Frequency: 820 MHz; Duty Cycle: 1:1

Medium parameters used: $f = 820$ MHz; $\sigma = 0.925$ S/m; $\epsilon_r = 57.463$; $\rho = 1000$ kg/m³

Phantom section: Flat Section

Measurement Standard: DASY5 (IEEE/IEC/ANSI C63.19-2007)

DASY5 Configuration

Probe: EX3DV4 - SN3922; ConvF(10.16, 10.16, 10.16); Calibrated: 2013/06/04;

Sensor-Surface: 2mm (Mechanical Surface Detection)

Electronics: DAE4 Sn1372; Calibrated: 2013/06/03

Phantom: ELI v5.0 TP1207; Type: QDOVA002AA;

Measurement SW: DASY52, Version 52.8 (7);

Area Scan (41x121x1): Interpolated grid: dx=1.500 mm, dy=1.500 mm

Maximum value of SAR (interpolated) = 0.982 W/kg

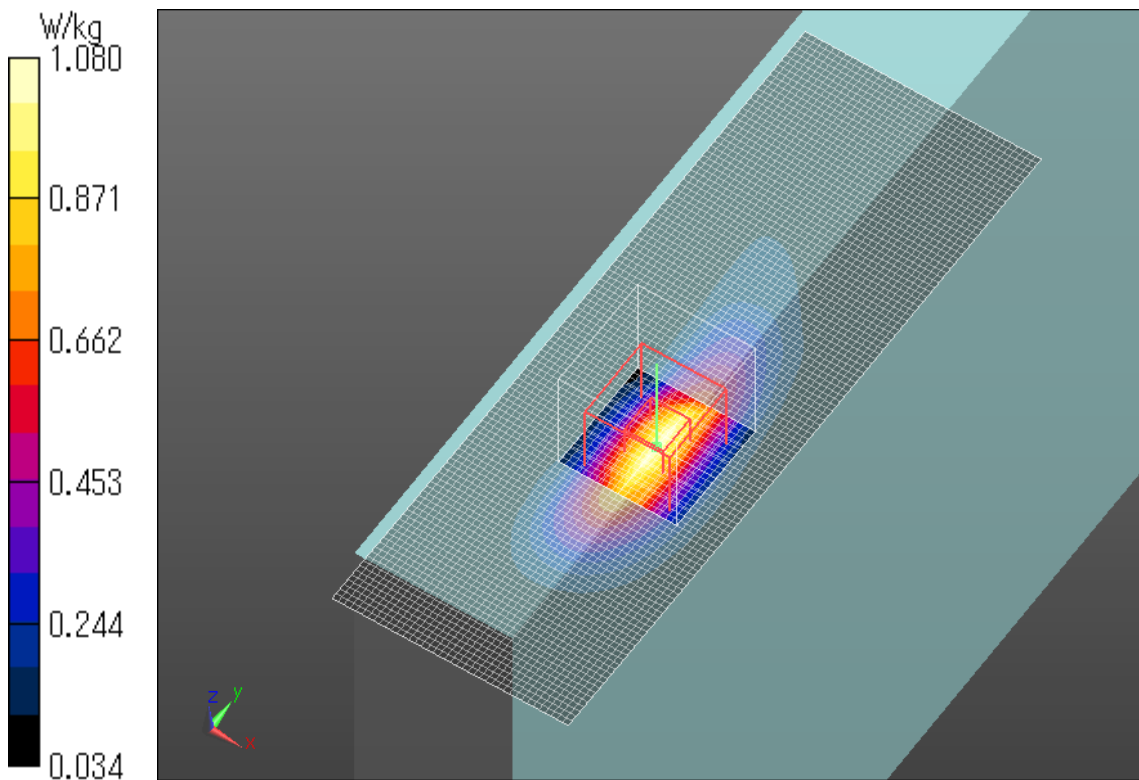
Zoom Scan (7x7x7)/Cube 0: Measurement grid: dx=5mm, dy=5mm, dz=5mm

Reference Value = 35.108 V/m; Power Drift = 0.05 dB

Peak SAR (extrapolated) = 1.44 W/kg

SAR(1 g) = 0.704 W/kg; SAR(10 g) = 0.372 W/kg

Maximum value of SAR (measured) = 1.08 W/kg



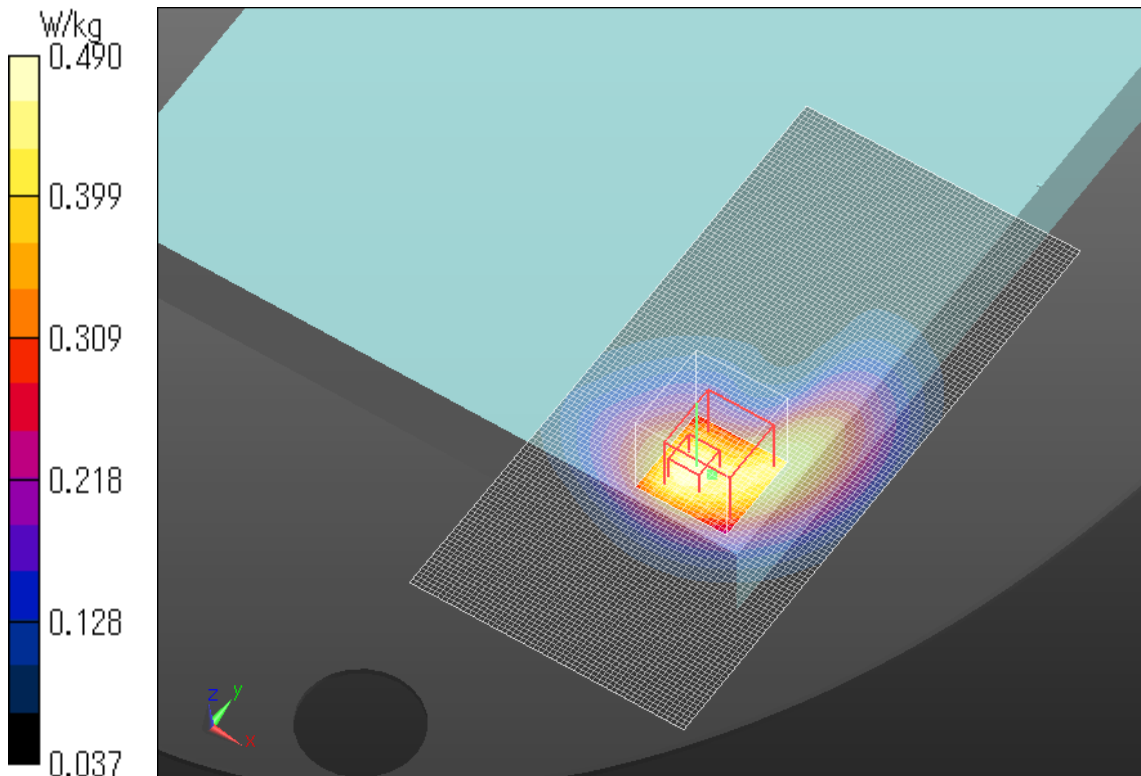
Plot No.4

CDMA Band10 Rear 0mm Full Power 820MHz

Communication System: UID 0, CDMA2000 (0); Communication System Band: Secondary 800;
Frequency: 820 MHz; Duty Cycle: 1:1
Medium parameters used: $f = 820 \text{ MHz}$; $\sigma = 0.925 \text{ S/m}$; $\epsilon_r = 57.463$; $\rho = 1000 \text{ kg/m}^3$
Phantom section: Flat Section
Measurement Standard: DASY5 (IEEE/IEC/ANSI C63.19-2007)
DASY5 Configuration
Probe: EX3DV4 - SN3922; ConvF(10.16, 10.16, 10.16); Calibrated: 2013/06/04;
Sensor-Surface: 2mm (Mechanical Surface Detection)
Electronics: DAE4 Sn1372; Calibrated: 2013/06/03
Phantom: ELI v5.0 TP1207; Type: QDOVA002AA;
Measurement SW: DASY52, Version 52.8 (7);

Area Scan (61x131x1): Interpolated grid: $dx=1.500 \text{ mm}$, $dy=1.500 \text{ mm}$
Maximum value of SAR (interpolated) = 0.503 W/kg

Zoom Scan (7x7x7)/Cube 0: Measurement grid: $dx=5\text{mm}$, $dy=5\text{mm}$, $dz=5\text{mm}$
Reference Value = 1.001 V/m ; Power Drift = 0.16 dB
Peak SAR (extrapolated) = 0.603 W/kg
SAR(1 g) = 0.378 W/kg ; SAR(10 g) = 0.248 W/kg
Maximum value of SAR (measured) = 0.490 W/kg



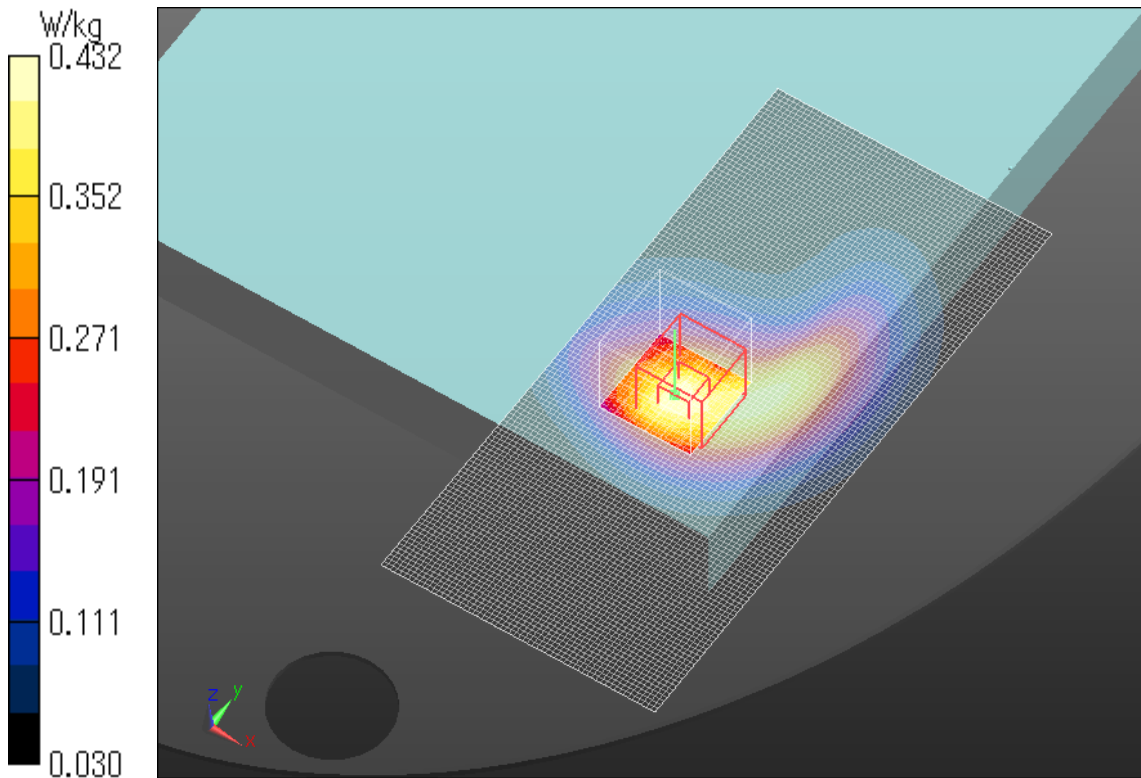
Plot No.5

CDMA Band10 Rear 0mm Full Power 820MHz

Communication System: UID 0, CDMA2000 (0); Communication System Band: Secondary 800;
Frequency: 820 MHz; Duty Cycle: 1:1
Medium parameters used: $f = 820 \text{ MHz}$; $\sigma = 0.925 \text{ S/m}$; $\epsilon_r = 57.463$; $\rho = 1000 \text{ kg/m}^3$
Phantom section: Flat Section
Measurement Standard: DASY5 (IEEE/IEC/ANSI C63.19-2007)
DASY5 Configuration
Probe: EX3DV4 - SN3922; ConvF(10.16, 10.16, 10.16); Calibrated: 2013/06/04;
Sensor-Surface: 2mm (Mechanical Surface Detection)
Electronics: DAE4 Sn1372; Calibrated: 2013/06/03
Phantom: ELI v5.0 TP1207; Type: QDOVA002AA;
Measurement SW: DASY52, Version 52.8 (7);

Area Scan (61x131x1): Interpolated grid: $dx=1.500 \text{ mm}$, $dy=1.500 \text{ mm}$
Maximum value of SAR (interpolated) = 0.433 W/kg

Zoom Scan (7x7x7)/Cube 0: Measurement grid: $dx=5\text{mm}$, $dy=5\text{mm}$, $dz=5\text{mm}$
Reference Value = 1.975 V/m ; Power Drift = 0.17 dB
Peak SAR (extrapolated) = 0.523 W/kg
SAR(1 g) = 0.336 W/kg ; SAR(10 g) = 0.220 W/kg
Maximum value of SAR (measured) = 0.432 W/kg



Plot No.6

CDMA Band10 Edge1 16mm Full Power 820MHz

Communication System: UID 0, CDMA2000 (0); Communication System Band: Secondary 800;
Frequency: 820 MHz; Duty Cycle: 1:1

Medium parameters used: $f = 820 \text{ MHz}$; $\sigma = 0.925 \text{ S/m}$; $\epsilon_r = 57.463$; $\rho = 1000 \text{ kg/m}^3$

Phantom section: Flat Section

Measurement Standard: DASY5 (IEEE/IEC/ANSI C63.19-2007)

DASY5 Configuration

Probe: EX3DV4 - SN3922; ConvF(10.16, 10.16, 10.16); Calibrated: 2013/06/04;

Sensor-Surface: 2mm (Mechanical Surface Detection)

Electronics: DAE4 Sn1372; Calibrated: 2013/06/03

Phantom: ELI v5.0 TP1207; Type: QDOVA002AA;

Measurement SW: DASY52, Version 52.8 (7);

Area Scan (41x121x1): Interpolated grid: $dx=1.500 \text{ mm}$, $dy=1.500 \text{ mm}$

Maximum value of SAR (interpolated) = 0.558 W/kg

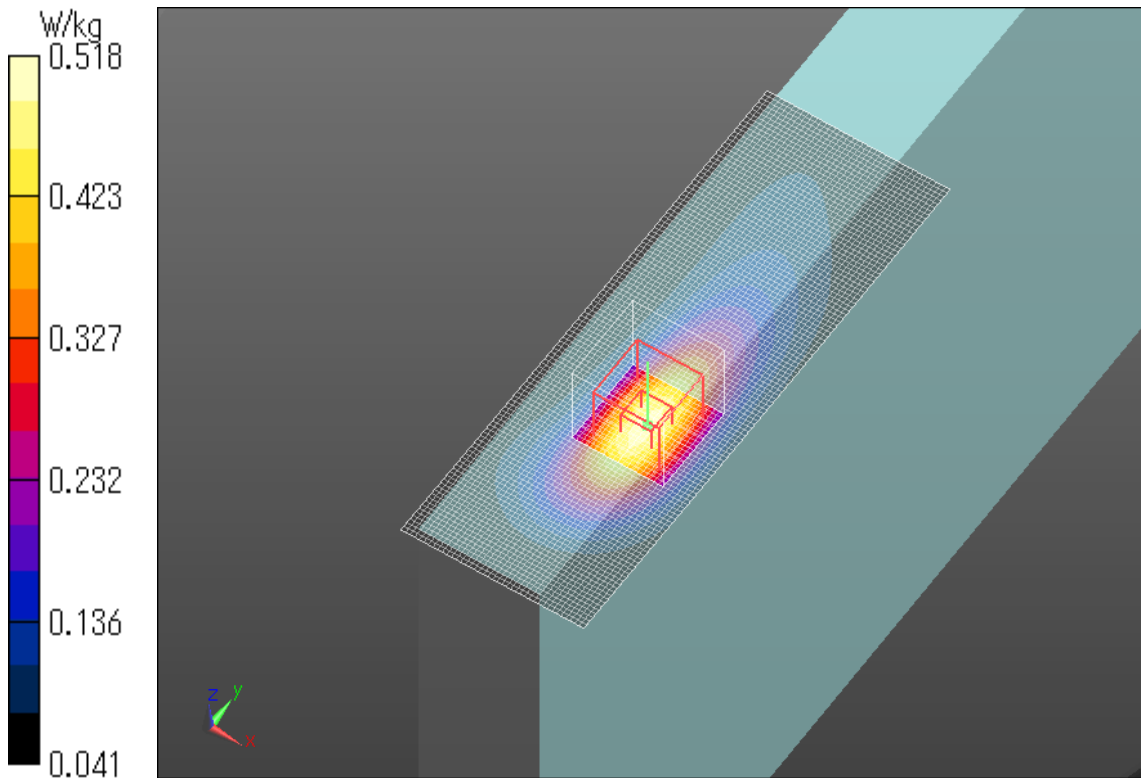
Zoom Scan (7x7x7)/Cube 0: Measurement grid: $dx=5\text{mm}$, $dy=5\text{mm}$, $dz=5\text{mm}$

Reference Value = 24.214 V/m; Power Drift = -0.01 dB

Peak SAR (extrapolated) = 0.601 W/kg

SAR(1 g) = 0.409 W/kg; SAR(10 g) = 0.266 W/kg

Maximum value of SAR (measured) = 0.518 W/kg



Plot No.7

CDMA Band10 Edge1 16mm Full Power 820MHz

Communication System: UID 0, CDMA2000 (0); Communication System Band: Secondary 800;
Frequency: 820 MHz; Duty Cycle: 1:1

Medium parameters used: $f = 820 \text{ MHz}$; $\sigma = 0.925 \text{ S/m}$; $\epsilon_r = 57.463$; $\rho = 1000 \text{ kg/m}^3$

Phantom section: Flat Section

Measurement Standard: DASY5 (IEEE/IEC/ANSI C63.19-2007)

DASY5 Configuration

Probe: EX3DV4 - SN3922; ConvF(10.16, 10.16, 10.16); Calibrated: 2013/06/04;

Sensor-Surface: 2mm (Mechanical Surface Detection)

Electronics: DAE4 Sn1372; Calibrated: 2013/06/03

Phantom: ELI v5.0 TP1207; Type: QDOVA002AA;

Measurement SW: DASY52, Version 52.8 (7);

Area Scan (41x121x1): Interpolated grid: $dx=1.500 \text{ mm}$, $dy=1.500 \text{ mm}$

Maximum value of SAR (interpolated) = 0.593 W/kg

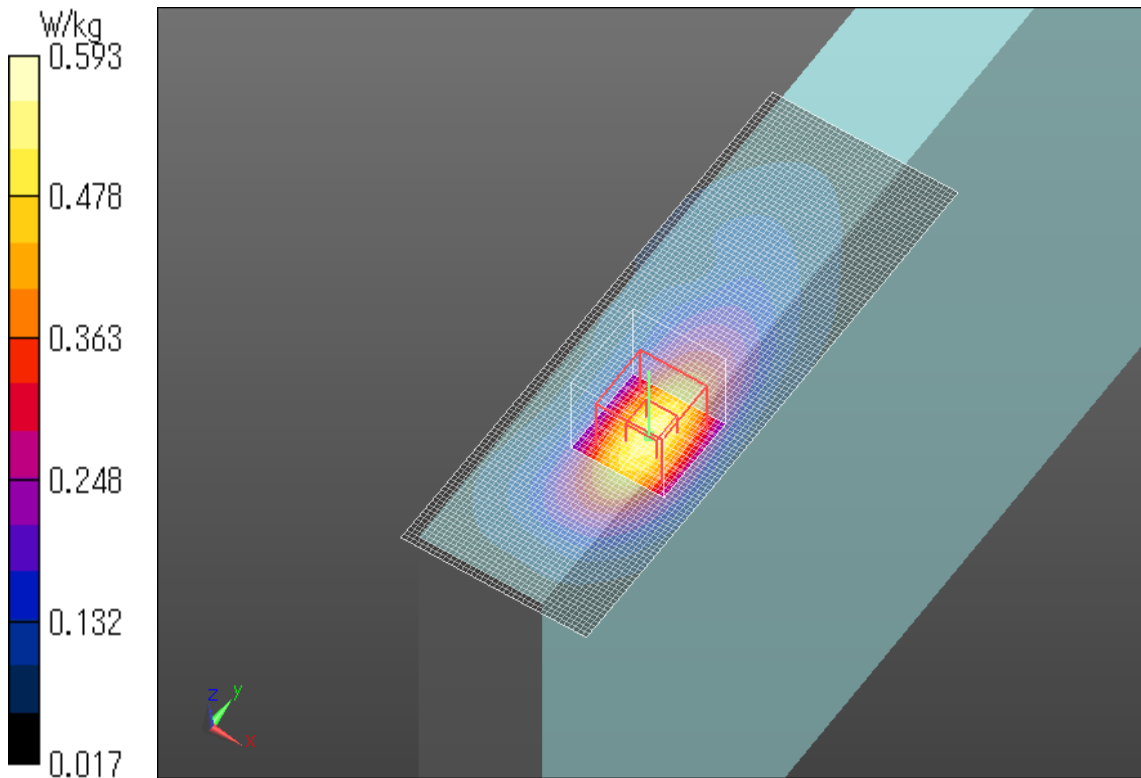
Zoom Scan (7x7x7)/Cube 0: Measurement grid: $dx=5\text{mm}$, $dy=5\text{mm}$, $dz=5\text{mm}$

Reference Value = 25.129 V/m ; Power Drift = 0.03 dB

Peak SAR (extrapolated) = 0.642 W/kg

SAR(1 g) = 0.445 W/kg ; SAR(10 g) = 0.290 W/kg

Maximum value of SAR (measured) = 0.557 W/kg



Plot No.8

CDMA Band10 Edge4 0mm Full Power 820MHz

Communication System: UID 0, CDMA2000 (0); Communication System Band: Secondary 800;
Frequency: 820 MHz; Duty Cycle: 1:1

Medium parameters used: $f = 820 \text{ MHz}$; $\sigma = 0.925 \text{ S/m}$; $\epsilon_r = 57.463$; $\rho = 1000 \text{ kg/m}^3$

Phantom section: Flat Section

Measurement Standard: DASY5 (IEEE/IEC/ANSI C63.19-2007)

DASY5 Configuration

Probe: EX3DV4 - SN3922; ConvF(10.16, 10.16, 10.16); Calibrated: 2013/06/04;

Sensor-Surface: 2mm (Mechanical Surface Detection)

Electronics: DAE4 Sn1372; Calibrated: 2013/06/03

Phantom: ELI v5.0 TP1207; Type: QDOVA002AA;

Measurement SW: DASY52, Version 52.8 (7);

Area Scan (41x101x1): Interpolated grid: $dx=1.500 \text{ mm}$, $dy=1.500 \text{ mm}$

Maximum value of SAR (interpolated) = 0.283 W/kg

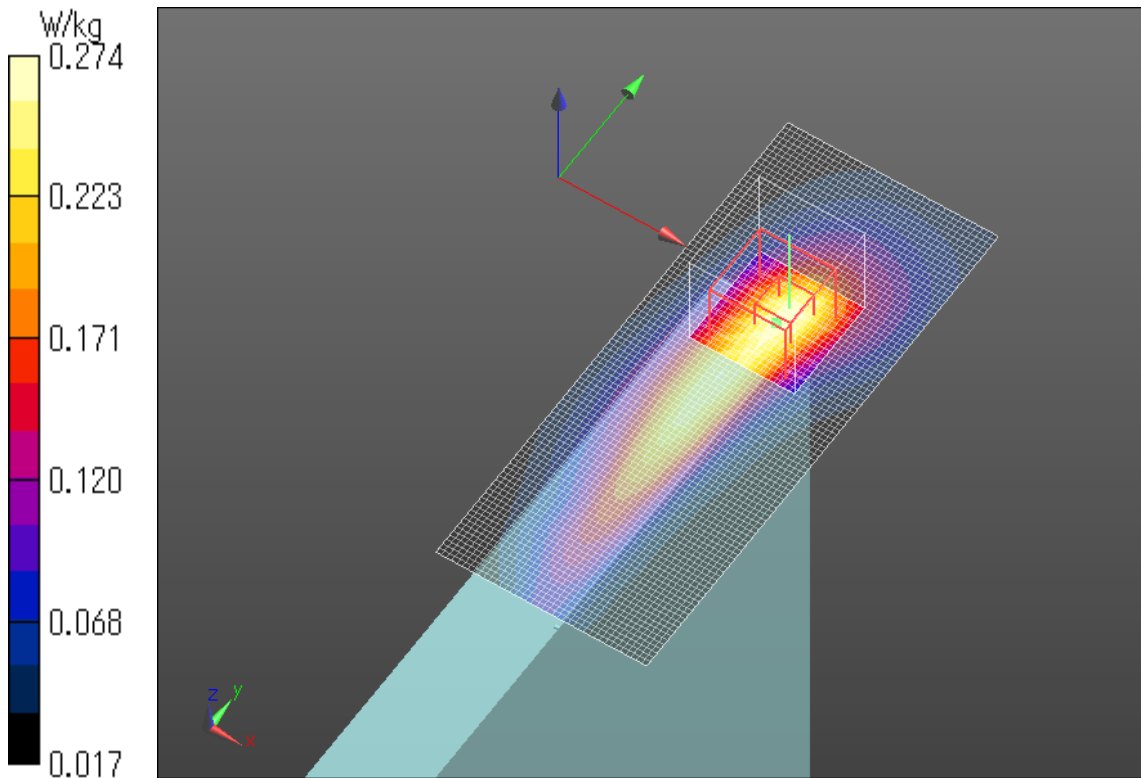
Zoom Scan (7x7x7)/Cube 0: Measurement grid: $dx=5\text{mm}$, $dy=5\text{mm}$, $dz=5\text{mm}$

Reference Value = 9.203 V/m ; Power Drift = 0.12 dB

Peak SAR (extrapolated) = 0.354 W/kg

SAR(1 g) = 0.199 W/kg ; SAR(10 g) = 0.120 W/kg

Maximum value of SAR (measured) = 0.274 W/kg



Plot No.9

CDMA Band10 Edge4 0mm Full Power 820MHz

Communication System: UID 0, CDMA2000 (0); Communication System Band: Secondary 800;
Frequency: 820 MHz; Duty Cycle: 1:1

Medium parameters used: $f = 820 \text{ MHz}$; $\sigma = 0.925 \text{ S/m}$; $\epsilon_r = 57.463$; $\rho = 1000 \text{ kg/m}^3$

Phantom section: Flat Section

Measurement Standard: DASY5 (IEEE/IEC/ANSI C63.19-2007)

DASY5 Configuration

Probe: EX3DV4 - SN3922; ConvF(10.16, 10.16, 10.16); Calibrated: 2013/06/04;

Sensor-Surface: 2mm (Mechanical Surface Detection)

Electronics: DAE4 Sn1372; Calibrated: 2013/06/03

Phantom: ELI v5.0 TP1207; Type: QDOVA002AA;

Measurement SW: DASY52, Version 52.8 (7);

Area Scan (41x101x1): Interpolated grid: $dx=1.500 \text{ mm}$, $dy=1.500 \text{ mm}$

Maximum value of SAR (interpolated) = 0.297 W/kg


Zoom Scan (7x7x7)/Cube 0: Measurement grid: $dx=5\text{mm}$, $dy=5\text{mm}$, $dz=5\text{mm}$

Reference Value = 7.923 V/m ; Power Drift = -0.12 dB

Peak SAR (extrapolated) = 0.379 W/kg

SAR(1 g) = 0.214 W/kg ; SAR(10 g) = 0.127 W/kg

Maximum value of SAR (measured) = 0.300 W/kg



Plot No.10