

## 15.6 SAR test plots for WCDMA Band II

### WCDMA Band II Edge1 0mm Reduced Power 1852.4MHz

Communication System: UID 0, WCDMA (0); Communication System Band: Band II; Frequency: 1852.4 MHz; Duty Cycle: 1:1

Medium parameters used (interpolated):  $f = 1852.4$  MHz;  $\sigma = 1.528$  S/m;  $\epsilon_r = 52.584$ ;  $\rho = 1000$  kg/m<sup>3</sup>

Phantom section: Flat Section

Measurement Standard: DASYS (IEEE/IEC/ANSI C63.19-2007)

DASY5 Configuration

Probe: EX3DV4 - SN3922; ConvF(7.76, 7.76, 7.76); Calibrated: 2013/06/04;

Sensor-Surface: 2mm (Mechanical Surface Detection (Locations From Previous Scan Used)),

Sensor-Surface: 2mm (Mechanical Surface Detection)

Electronics: DAE4 Sn1372; Calibrated: 2013/06/03

Phantom: ELI v5.0 TP1207; Type: QDOVA002AA;

Measurement SW: DASYS2, Version 52.8 (7);

**WCDMA/Edge1 2 2 2 2/Area Scan 2 (51x121x1):** Interpolated grid: dx=1.500 mm, dy=1.500 mm

[Info: Interpolated medium parameters used for SAR evaluation.](#)

Maximum value of SAR (interpolated) = 1.12 W/kg

**WCDMA/Edge1 2 2 2 2/Zoom Scan (7x7x7)/Cube 0:** Measurement grid: dx=5mm, dy=5mm, dz=5mm

Reference Value = 29.372 V/m; Power Drift = 0.00 dB

Peak SAR (extrapolated) = 1.96 W/kg

**SAR(1 g) = 0.764 W/kg; SAR(10 g) = 0.328 W/kg**

[Info: Interpolated medium parameters used for SAR evaluation.](#)

Maximum value of SAR (measured) = 1.29 W/kg

**WCDMA/Edge1 2 2 2 2/Zoom Scan 2 (7x7x7)/Cube 0:** Measurement grid: dx=5mm, dy=5mm, dz=5mm

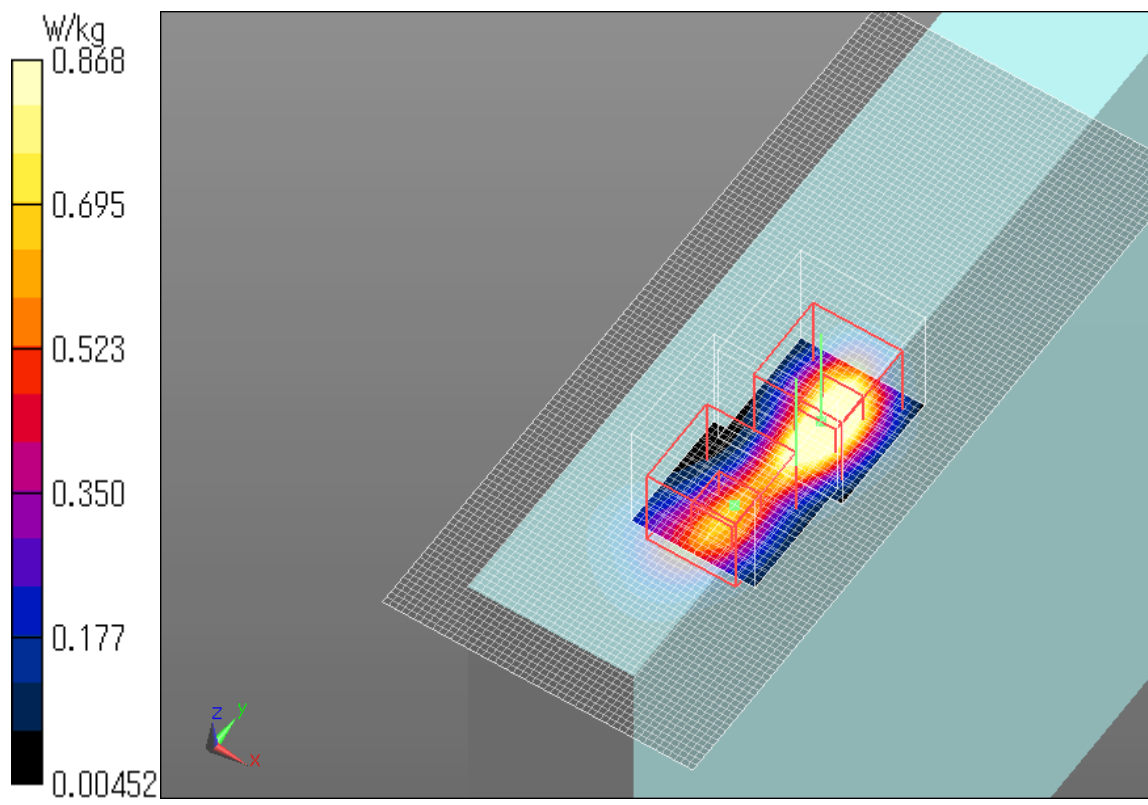
Reference Value = 29.372 V/m; Power Drift = -0.05 dB

Peak SAR (extrapolated) = 1.27 W/kg

**SAR(1 g) = 0.450 W/kg; SAR(10 g) = 0.204 W/kg**

[Info: Interpolated medium parameters used for SAR evaluation.](#)

Maximum value of SAR (measured) = 0.868 W/kg



**Plot No.1**

**WCDMA Band II Edge1 0mm Reduced Power 1880MHz**

Communication System: UID 0, WCDMA (0); Communication System Band: Band II; Frequency: 1880 MHz; Duty Cycle: 1:1

Medium parameters used:  $f = 1880$  MHz;  $\sigma = 1.564$  S/m;  $\epsilon_r = 52.759$ ;  $\rho = 1000$  kg/m<sup>3</sup>

Phantom section: Flat Section

Measurement Standard: DASYS5 (IEEE/IEC/ANSI C63.19-2007)

DASY5 Configuration

Probe: EX3DV4 - SN3922; ConvF(7.76, 7.76, 7.76); Calibrated: 2013/06/04;

Sensor-Surface: 2mm (Mechanical Surface Detection)

Electronics: DAE4 Sn1372; Calibrated: 2013/06/03

Phantom: ELI v5.0 TP1207; Type: QDOVA002AA;

Measurement SW: DASYS2, Version 52.8 (7);

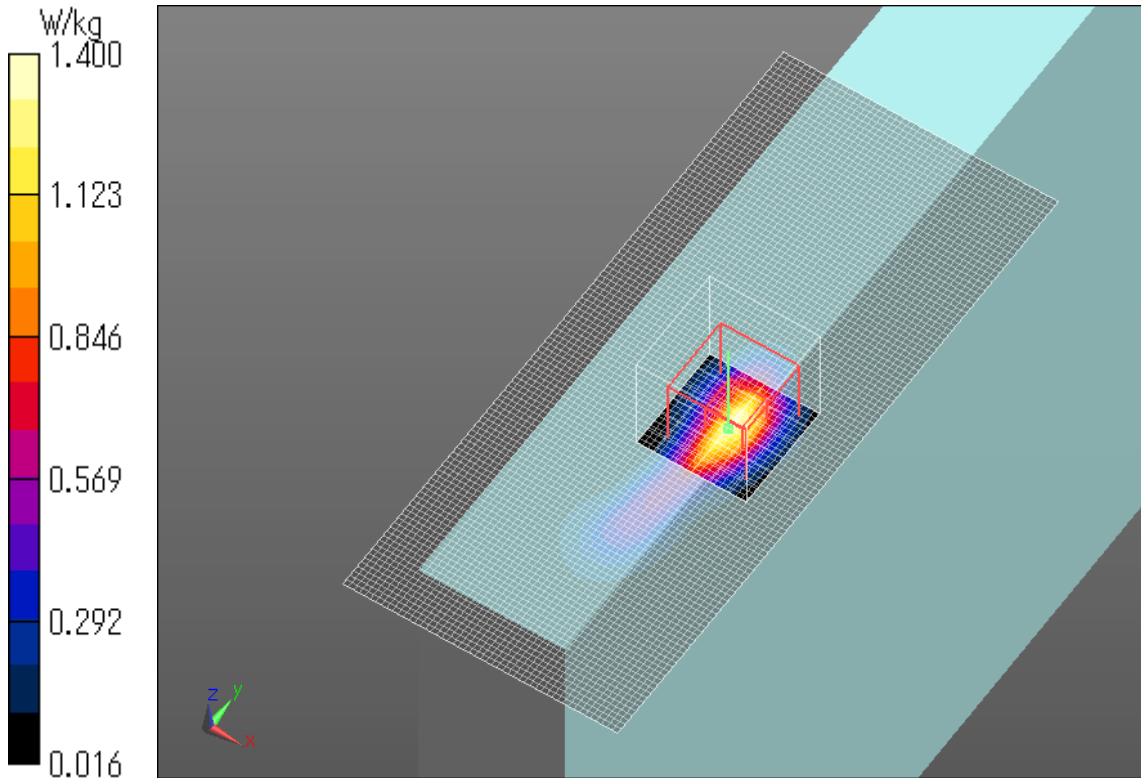
**WCDMA/Edge1 2 2 2 2/Area Scan 2 (51x121x1):** Interpolated grid:  $dx=1.500$  mm,  $dy=1.500$  mm  
Maximum value of SAR (interpolated) = 1.24 W/kg

**WCDMA/Edge1 2 2 2 2/Zoom Scan (7x7x7)/Cube 0:** Measurement grid:  $dx=5$ mm,  $dy=5$ mm,  $dz=5$ mm  
Reference Value = 30.044 V/m; Power Drift = 0.09 dB

Peak SAR (extrapolated) = 2.12 W/kg

**SAR(1 g) = 0.833 W/kg; SAR(10 g) = 0.356 W/kg**

Maximum value of SAR (measured) = 1.40 W/kg



**Plot No.2**

**WCDMA Band II Edge1 0mm Reduced Power 1907.6MHz**

Communication System: UID 0, WCDMA (0); Communication System Band: Band II; Frequency: 1907.6 MHz; Duty Cycle: 1:1

Medium parameters used (interpolated):  $f = 1907.6$  MHz;  $\sigma = 1.584$  S/m;  $\epsilon_r = 52.503$ ;  $\rho = 1000$  kg/m<sup>3</sup>

Phantom section: Flat Section

Measurement Standard: DASY5 (IEEE/IEC/ANSI C63.19-2007)

DASY5 Configuration

Probe: EX3DV4 - SN3922; ConvF(7.76, 7.76, 7.76); Calibrated: 2013/06/04;

Sensor-Surface: 2mm (Mechanical Surface Detection (Locations From Previous Scan Used)),

Sensor-Surface: 2mm (Mechanical Surface Detection)

Electronics: DAE4 Sn1372; Calibrated: 2013/06/03

Phantom: ELI v5.0 TP1207; Type: QDOVA002AA;

Measurement SW: DASY52, Version 52.8 (7);

**WCDMA/Edge1 2 2 2 2 2/Area Scan 2 (51x121x1):** Interpolated grid: dx=1.500 mm, dy=1.500 mm

[Info: Interpolated medium parameters used for SAR evaluation.](#)

Maximum value of SAR (interpolated) = 1.54 W/kg

**WCDMA/Edge1 2 2 2 2 2/Zoom Scan (7x7x7)/Cube 0:** Measurement grid: dx=5mm, dy=5mm, dz=5mm

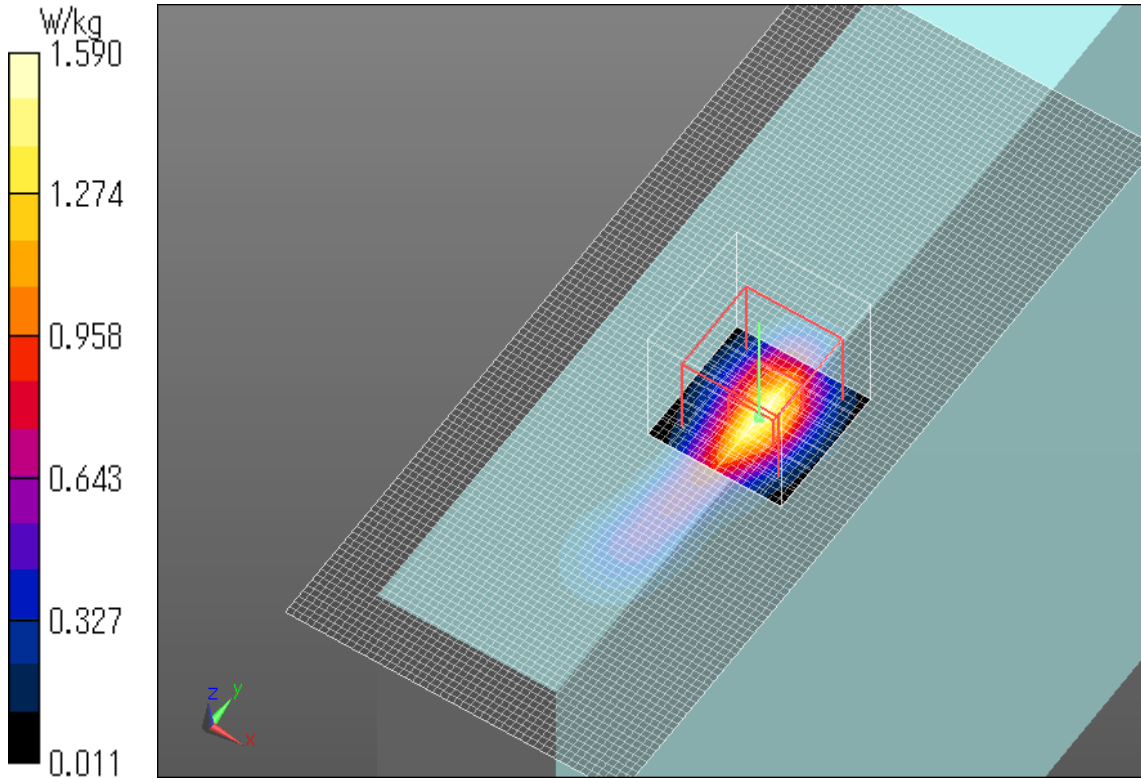
Reference Value = 31.848 V/m; Power Drift = 0.04 dB

Peak SAR (extrapolated) = 2.31 W/kg

**SAR(1 g) = 0.939 W/kg; SAR(10 g) = 0.402 W/kg**

[Info: Interpolated medium parameters used for SAR evaluation.](#)

Maximum value of SAR (measured) = 1.59 W/kg



**Plot No.3**

**WCDMA Band II Edge1 0mm Reduced Power 1907.6MHz**

Communication System: UID 0, WCDMA (0); Communication System Band: Band II; Frequency: 1907.6 MHz; Duty Cycle: 1:1

Medium parameters used (interpolated):  $f = 1907.6$  MHz;  $\sigma = 1.584$  S/m;  $\epsilon_r = 52.503$ ;  $\rho = 1000$  kg/m<sup>3</sup>

Phantom section: Flat Section

Measurement Standard: DASYS5 (IEEE/IEC/ANSI C63.19-2007)

DASY5 Configuration

Probe: EX3DV4 - SN3922; ConvF(7.76, 7.76, 7.76); Calibrated: 2013/06/04;

Sensor-Surface: 2mm (Mechanical Surface Detection)

Electronics: DAE4 Sn1372; Calibrated: 2013/06/03

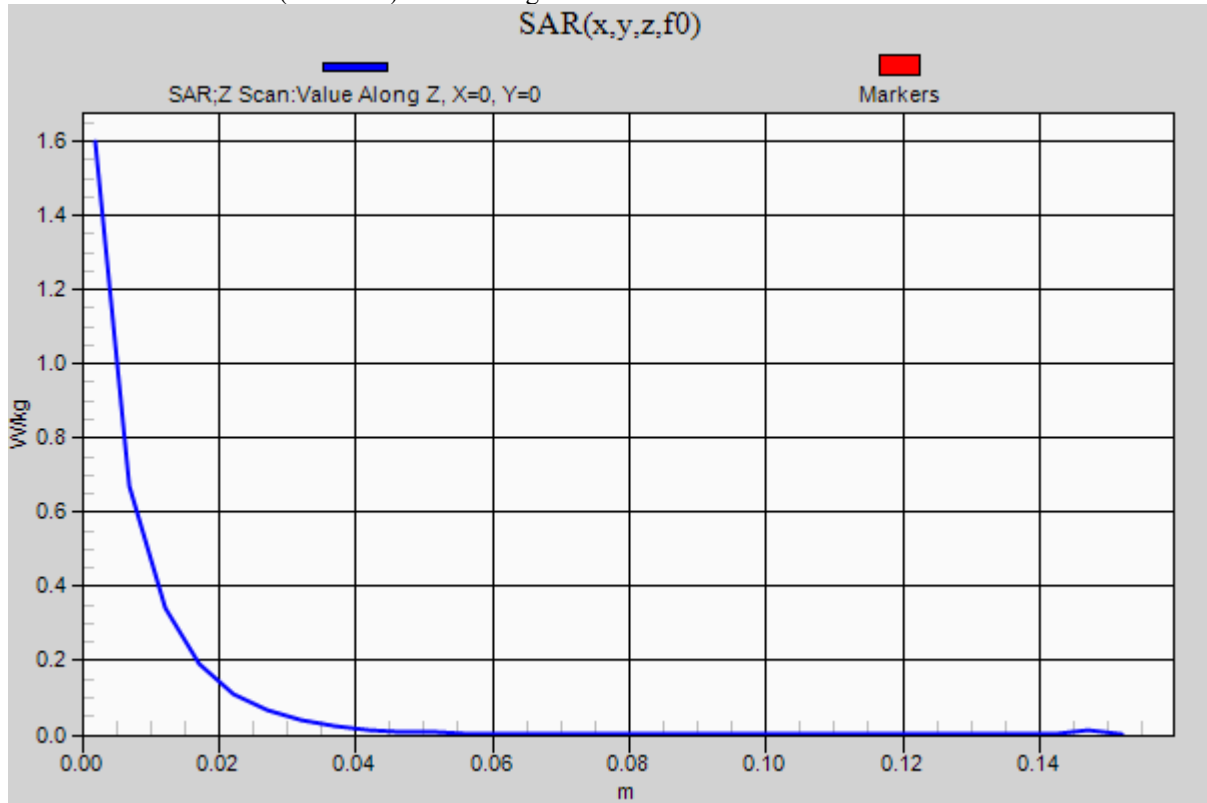
Phantom: ELI v5.0 TP1207; Type: QDOVA002AA;

Measurement SW: DASYS2, Version 52.8 (7);

**WCDMA/Edge1 2 2 2 2 2 2/Z Scan (1x1x31):** Measurement grid: dx=20mm, dy=20mm, dz=5mm

Info: Interpolated medium parameters used for SAR evaluation.

Maximum value of SAR (measured) = 1.60 W/kg



**WCDMA Band II Rear 0mm Full Power 1852.4MHz**

Communication System: UID 0, WCDMA (0); Communication System Band: Band II; Frequency: 1852.4 MHz; Duty Cycle: 1:1

Medium parameters used (interpolated):  $f = 1852.4$  MHz;  $\sigma = 1.54$  S/m;  $\epsilon_r = 52.74$ ;  $\rho = 1000$  kg/m<sup>3</sup>

Phantom section: Flat Section

Measurement Standard: DASYS5 (IEEE/IEC/ANSI C63.19-2007)

DASY5 Configuration

Probe: EX3DV4 - SN3922; ConvF(7.76, 7.76, 7.76); Calibrated: 2013/06/04;

Sensor-Surface: 2mm (Mechanical Surface Detection)

Electronics: DAE4 Sn1372; Calibrated: 2013/06/03

Phantom: ELI v5.0 TP1207; Type: QDOVA002AA;

Measurement SW: DASY52, Version 52.8 (7);

**Area Scan (51x121x1):** Interpolated grid: dx=1.500 mm, dy=1.500 mm

Maximum value of SAR (interpolated) = 0.305 W/kg

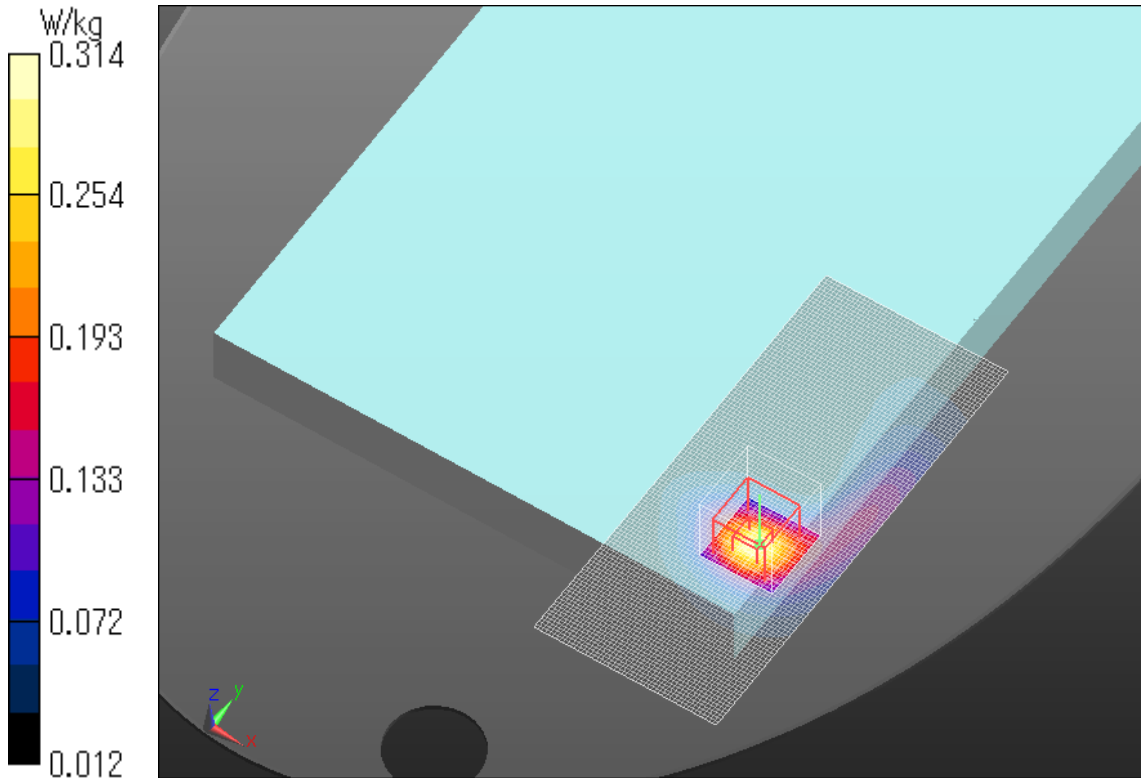
**Zoom Scan (7x7x7)/Cube 0:** Measurement grid: dx=5mm, dy=5mm, dz=5mm

Reference Value = 1.016 V/m; Power Drift = 0.08 dB

Peak SAR (extrapolated) = 0.406 W/kg

**SAR(1 g) = 0.225 W/kg; SAR(10 g) = 0.122 W/kg**

Maximum value of SAR (measured) = 0.314 W/kg



**Plot No.4**

**WCDMA Band II Edge1 16mm Full Power 1852.4MHz**

Communication System: UID 0, WCDMA (0); Communication System Band: Band II; Frequency: 1852.4 MHz; Duty Cycle: 1:1

Medium parameters used (interpolated):  $f = 1852.4$  MHz;  $\sigma = 1.54$  S/m;  $\epsilon_r = 52.74$ ;  $\rho = 1000$  kg/m<sup>3</sup>

Phantom section: Flat Section

Measurement Standard: DASYS5 (IEEE/IEC/ANSI C63.19-2007)

DASY5 Configuration

Probe: EX3DV4 - SN3922; ConvF(7.76, 7.76, 7.76); Calibrated: 2013/06/04;

Sensor-Surface: 2mm (Mechanical Surface Detection)

Electronics: DAE4 Sn1372; Calibrated: 2013/06/03

Phantom: ELI v5.0 TP1207; Type: QDOVA002AA;

Measurement SW: DASYS2, Version 52.8 (7);

**Area Scan (41x121x1):** Interpolated grid: dx=1.500 mm, dy=1.500 mm

Maximum value of SAR (interpolated) = 0.659 W/kg

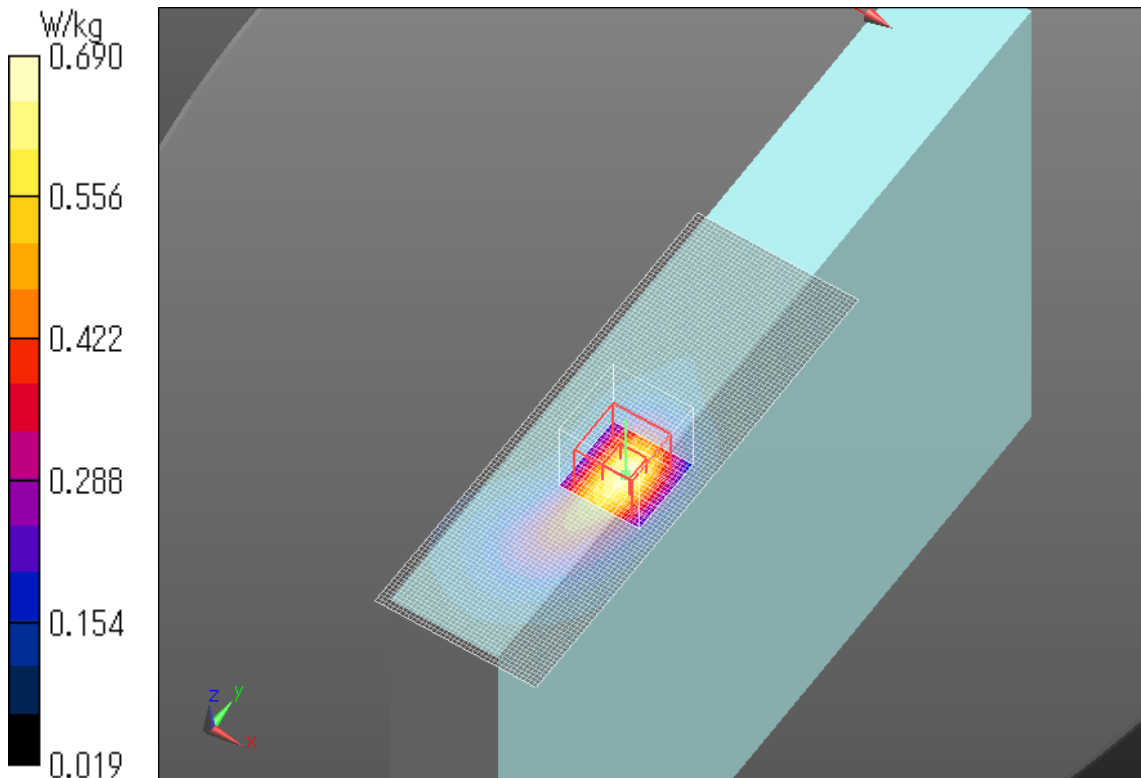
**Zoom Scan (7x7x7)/Cube 0:** Measurement grid: dx=5mm, dy=5mm, dz=5mm

Reference Value = 21.676 V/m; Power Drift = -0.04 dB

Peak SAR (extrapolated) = 0.832 W/kg

**SAR(1 g) = 0.512 W/kg; SAR(10 g) = 0.291 W/kg**

Maximum value of SAR (measured) = 0.690 W/kg



**Plot No.5**

**WCDMA Band II Edge4 0mm Full Power 1852.4MHz**

Communication System: UID 0, WCDMA (0); Communication System Band: Band II; Frequency: 1852.4 MHz; Duty Cycle: 1:1

Medium parameters used (interpolated):  $f = 1852.4$  MHz;  $\sigma = 1.54$  S/m;  $\epsilon_r = 52.74$ ;  $\rho = 1000$  kg/m<sup>3</sup>

Phantom section: Flat Section

Measurement Standard: DASYS5 (IEEE/IEC/ANSI C63.19-2007)

DASY5 Configuration

Probe: EX3DV4 - SN3922; ConvF(7.76, 7.76, 7.76); Calibrated: 2013/06/04;

Sensor-Surface: 2mm (Mechanical Surface Detection)

Electronics: DAE4 Sn1372; Calibrated: 2013/06/03

Phantom: ELI v5.0 TP1207; Type: QDOVA002AA;

Measurement SW: DASYS2, Version 52.8 (7);

**Area Scan (41x101x1):** Interpolated grid: dx=1.500 mm, dy=1.500 mm

Maximum value of SAR (interpolated) = 0.661 W/kg

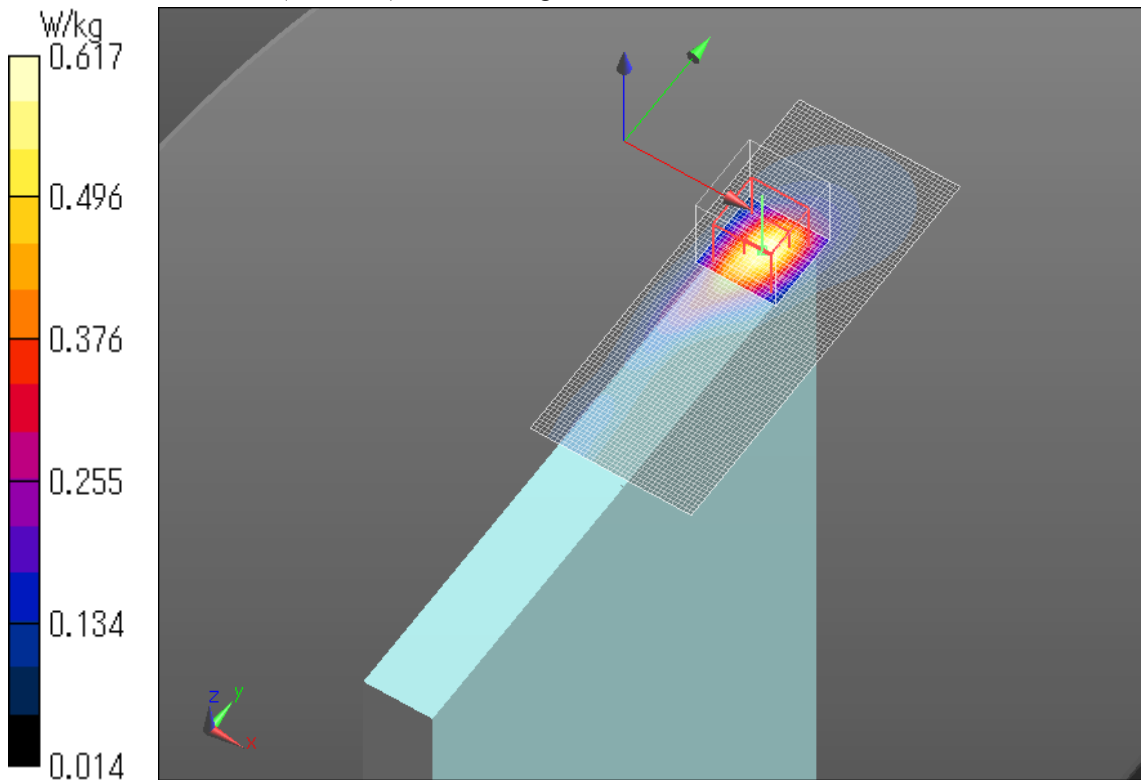
**Zoom Scan (7x7x7)/Cube 0:** Measurement grid: dx=5mm, dy=5mm, dz=5mm

Reference Value = 20.485 V/m; Power Drift = -0.03 dB

Peak SAR (extrapolated) = 0.821 W/kg

**SAR(1 g) = 0.428 W/kg; SAR(10 g) = 0.222 W/kg**

Maximum value of SAR (measured) = 0.617 W/kg



**Plot No.6**