

16. External Photos

The following pictures show the DUT before it was modified for testing.

Front View of the DUT



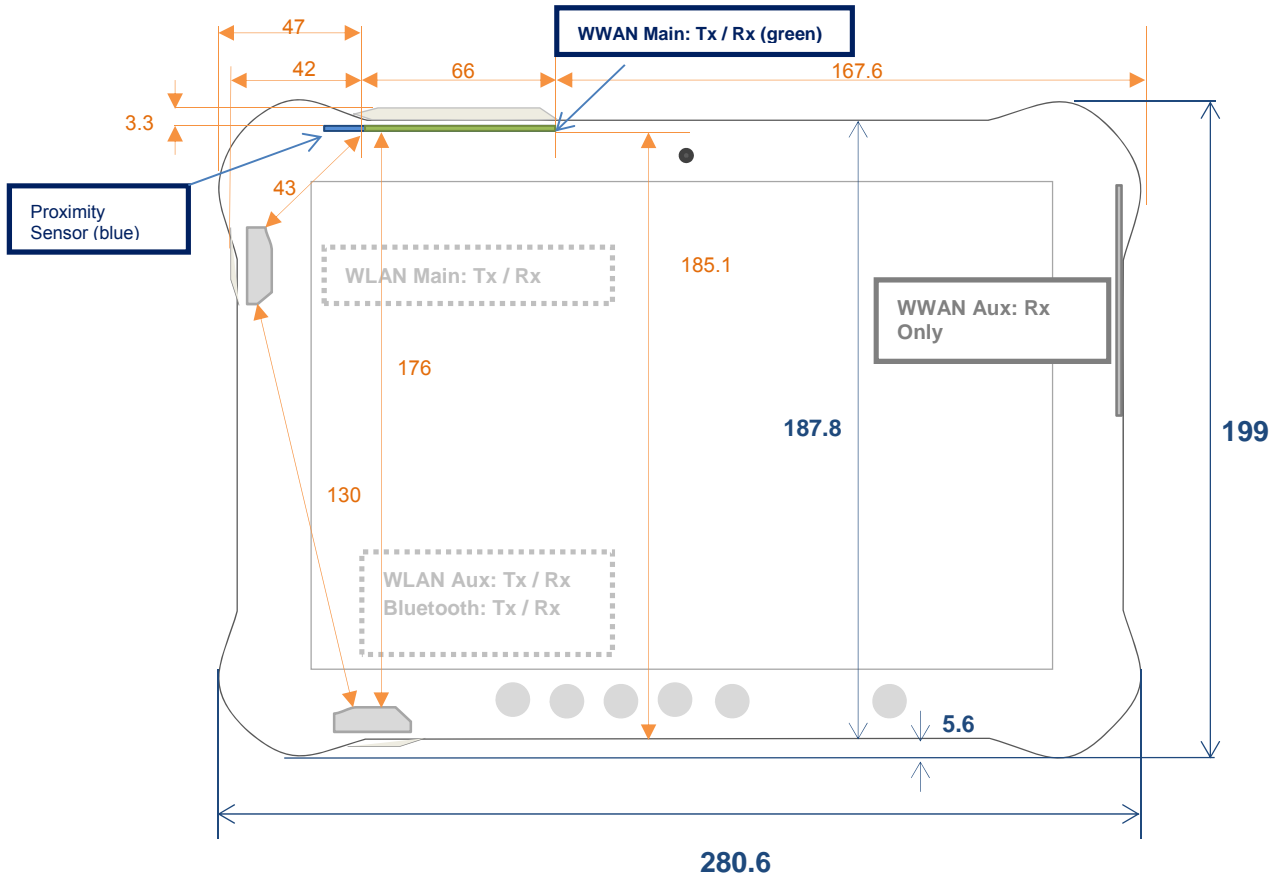
Rear View of the DUT



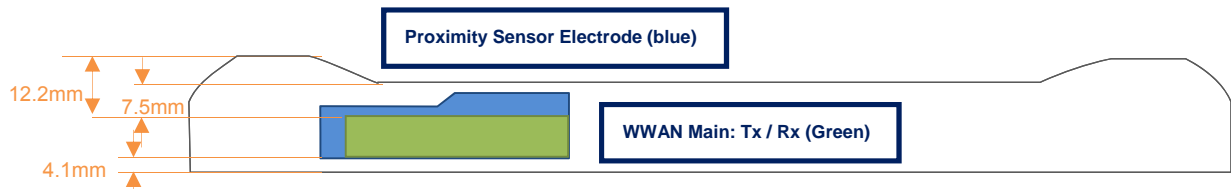
17. Antenna Dimensions & Separation Distances

Unit: mm

Front View



Edge 1 View




Dimensions in green represent antenna to edge separation distances in the edge 1 view.


18. Setup Photos

Rear Prox. On

Edge 1 Prox. On, 0 mm Separation Distance




Rear Proxy On 0mm Separation Distance




Edge 1. Off, 10 mm - Phantom Separation Distance, under ELI


Edge 1 Prox. Off, 10 mm Separation Distance



Rear Prox. Off, 10 mm Separation Distance



Edge 4 Prox. Off, 0 mm Separation Distance



END OF REPORT