

20121212 SystemPerformanceCheck-D1900V2 SN 5d140

Frequency: 1900 MHz; Duty Cycle: 1:1; Room Ambient Temperature: 24.0°C; Liquid Temperature: 23.0°C

Medium parameters used: $f = 1900$ MHz; $\sigma = 1.533$ mho/m; $\epsilon_r = 48.459$; $\rho = 1000$ kg/m³

DASY5 Configuration:

- Area Scan Setting: Find Secondary Maximum Within: 2.0 dB and with a peak SAR value greater than 0.0012W/kg
- Electronics: DAE4 Sn1352; Calibrated: 10/8/2012
- Probe: EX3DV4 - SN3885; ConvF(7.67, 7.67, 7.67); Calibrated: 10/9/2012;
- Sensor-Surface: 2.5mm (Mechanical Surface Detection)
- Phantom: ELI v5.0 (B); Type: QDOVA001BB; Serial: 1118

Body/Pin=100 mW/Area Scan (61x61x1): Interpolated grid: dx=1.500 mm, dy=1.500 mm

Reference Value = 58.756 V/m; Power Drift = 0.01 dB

Fast SAR: SAR(1 g) = 4.01 W/kg; SAR(10 g) = 2.03 W/kg

Maximum value of SAR (interpolated) = 5.34 W/kg

Body/Pin=100 mW/Area Scan (7x7x1): Measurement grid: dx=15mm, dy=15mm

Maximum value of SAR (measured) = 5.17 W/kg

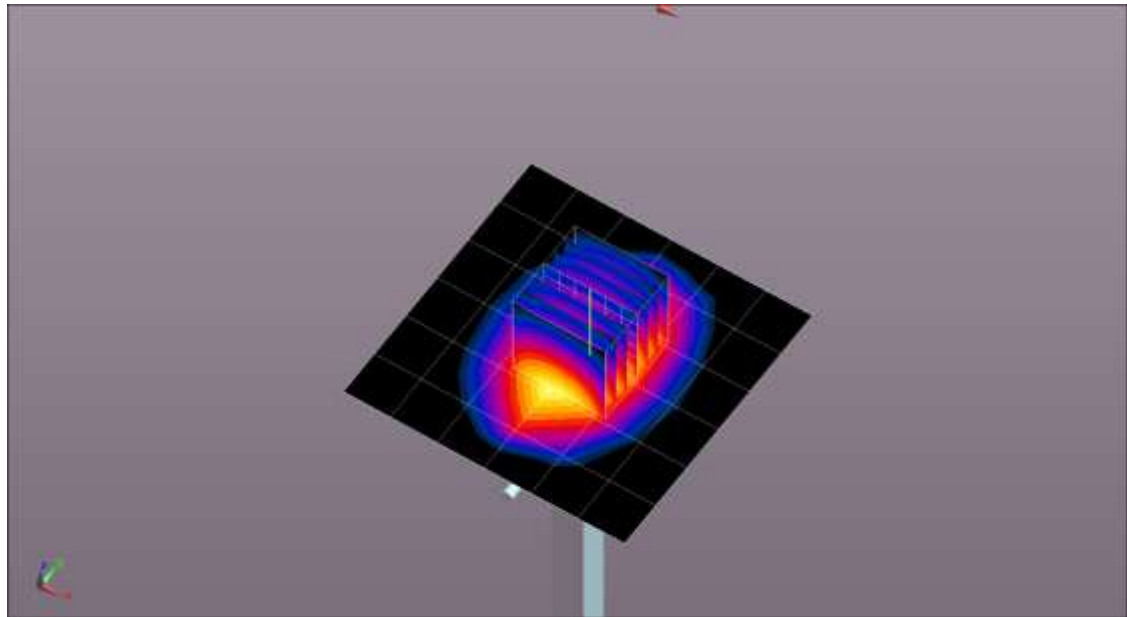
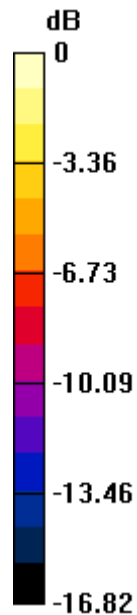
Body/Pin=100 mW/Zoom Scan (7x7x7)/Cube 0: Measurement grid: dx=5mm, dy=5mm, dz=5mm

Reference Value = 58.756 V/m; Power Drift = 0.01 dB

Peak SAR (extrapolated) = 7.15 W/kg

SAR(1 g) = 3.98 W/kg; SAR(10 g) = 2.09 W/kg

Maximum value of SAR (measured) = 5.33 W/kg

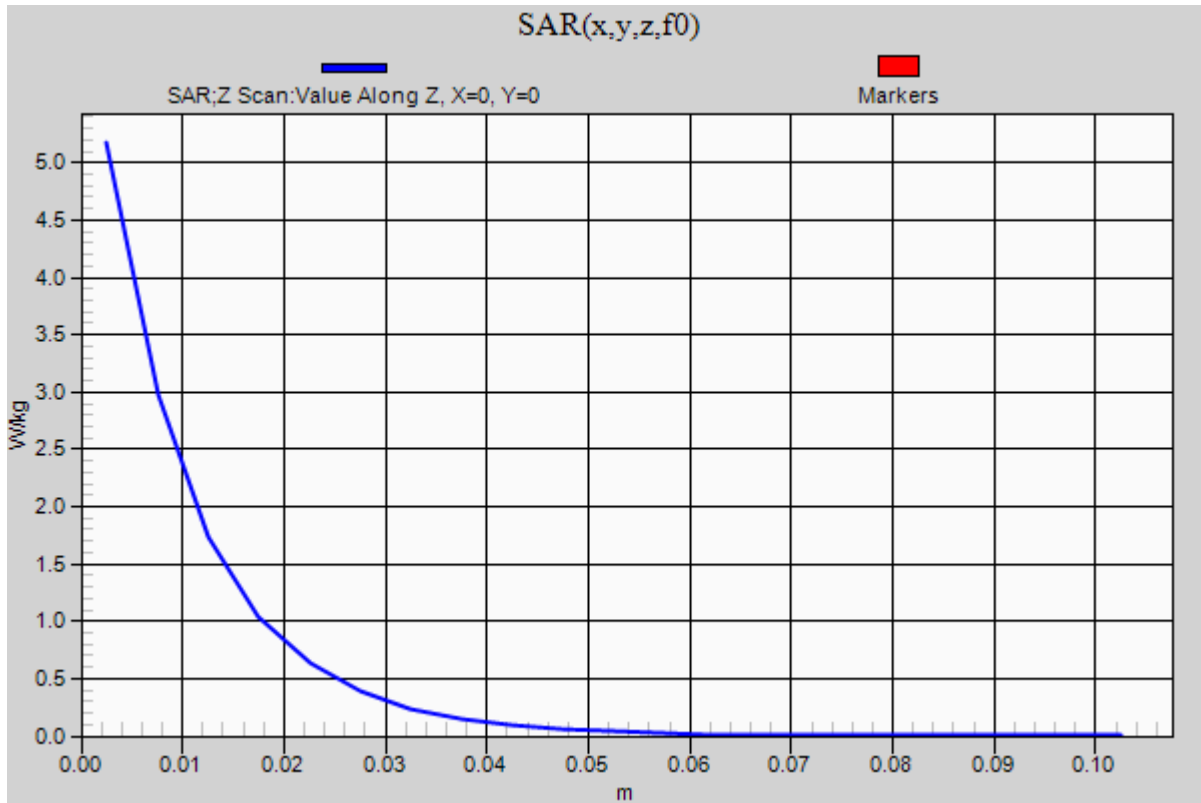


0 dB = 5.33 W/kg = 7.27 dBW/kg

20121212 SystemPerformanceCheck-D1900V2 SN 5d140

Frequency: 1900 MHz; Duty Cycle: 1:1

Body/Pin=100 mW/Z Scan (1x1x21): Measurement grid: dx=20mm, dy=20mm, dz=5mm
Maximum value of SAR (measured) = 5.17 W/kg



20130117 SystemPerformanceCheck-D1750V2 SN 1077

Frequency: 1750 MHz; Duty Cycle: 1:1; Room Ambient Temperature: 23.0°C; Liquid Temperature: 22.0°C
Medium parameters used: $f = 1750$ MHz; $\sigma = 1.467$ mho/m; $\epsilon_r = 52.767$; $\rho = 1000$ kg/m³

DASY5 Configuration:

- Area Scan Setting: Find Secondary Maximum Within: 2.0 dB and with a peak SAR value greater than 0.0012W/kg
- Electronics: DAE4 Sn1259; Calibrated: 2/13/2012
- Probe: EX3DV4 - SN3686; ConvF(7.44, 7.44, 7.44); Calibrated: 2/16/2012;
- Sensor-Surface: 2.5mm (Mechanical Surface Detection)
- Phantom: ELI v5.0 (B); Type: QDOVA001BB; Serial: 1099

Body/Pin=100 mW/Area Scan (61x61x1): Interpolated grid: dx=1.500 mm, dy=1.500 mm

Reference Value = 58.207 V/m; Power Drift = 0.05 dB

Fast SAR: SAR(1 g) = 3.68 W/kg; SAR(10 g) = 1.91 W/kg

Maximum value of SAR (interpolated) = 4.83 W/kg

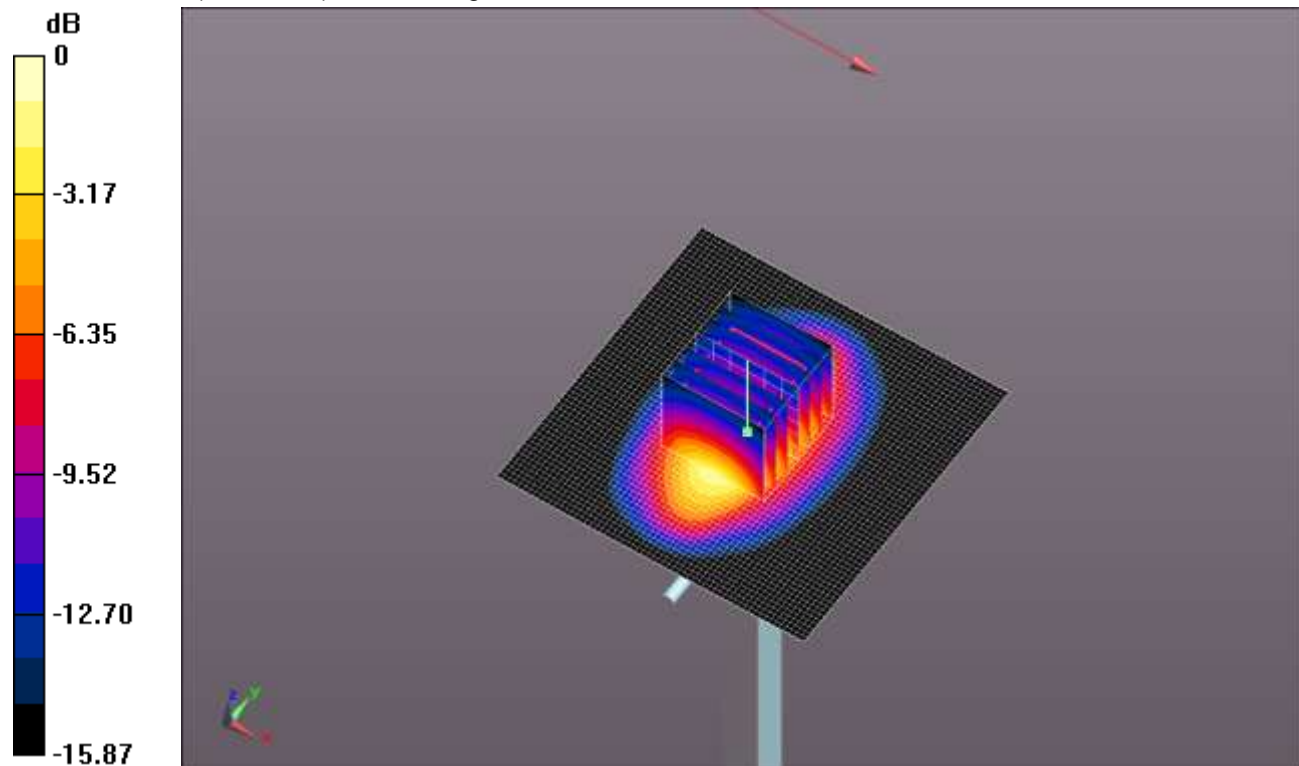
Body/Pin=100 mW/Zoom Scan (7x7x7)/Cube 0: Measurement grid: dx=5mm, dy=5mm, dz=5mm

Reference Value = 58.207 V/m; Power Drift = 0.05 dB

Peak SAR (extrapolated) = 6.22 W/kg

SAR(1 g) = 3.63 W/kg; SAR(10 g) = 1.95 W/kg

Maximum value of SAR (measured) = 4.82 W/kg

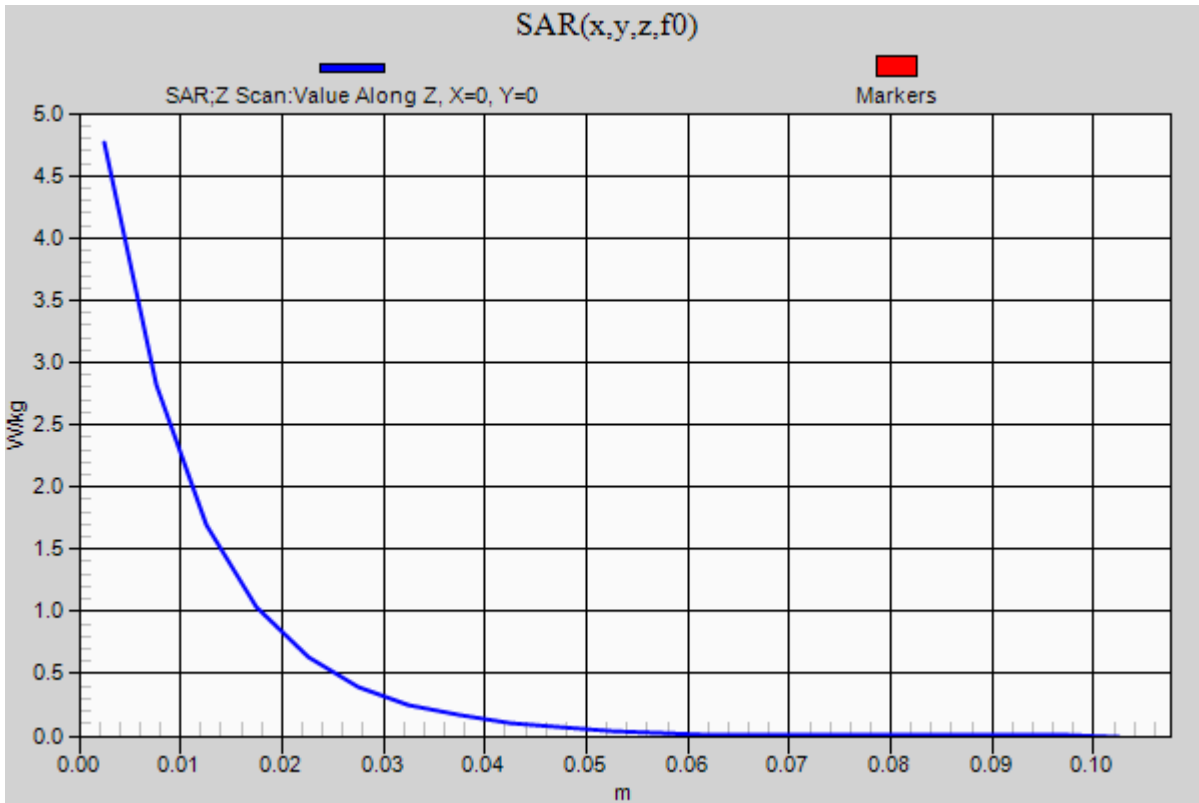


0 dB = 4.82 W/kg = 6.83 dBW/kg

20130117 SystemPerformanceCheck-D1750V2 SN 1077

Frequency: 1750 MHz; Duty Cycle: 1:1

Body/Pin=100 mW/Z Scan (1x1x21): Measurement grid: dx=20mm, dy=20mm, dz=5mm
Maximum value of SAR (measured) = 4.77 W/kg



20130118 SystemPerformanceCheck-D1900V2 SN 5d140

Frequency: 1900 MHz; Duty Cycle: 1:1; Room Ambient Temperature: 23.0°C; Liquid Temperature: 22.0°C
Medium parameters used: $f = 1900$ MHz; $\sigma = 1.505$ S/m; $\epsilon_r = 50.659$; $\rho = 1000$ kg/m³

DASY5 Configuration:

- Area Scan Setting: Find Secondary Maximum Within: 2.0 dB and with a peak SAR value greater than 0.0012W/kg
- Averaged Fast SAR: Polynomial fit
- Electronics: DAE4 Sn1259; Calibrated: 2/13/2012
- Probe: EX3DV4 - SN3686; ConvF(7.04, 7.04, 7.04); Calibrated: 2/16/2012;
- Sensor-Surface: 2.5mm (Mechanical Surface Detection)
- Phantom: ELI v5.0 (B); Type: QDOVA001BB; Serial: 1099

Body/Pin=100 mW/Area Scan (61x61x1): Interpolated grid: dx=1.500 mm, dy=1.500 mm

Reference Value = 57.963 V/m; Power Drift = 0.17 dB

Fast SAR: SAR(1 g) = 3.99 W/kg; SAR(10 g) = 2.03 W/kg

Maximum value of SAR (interpolated) = 5.33 W/kg

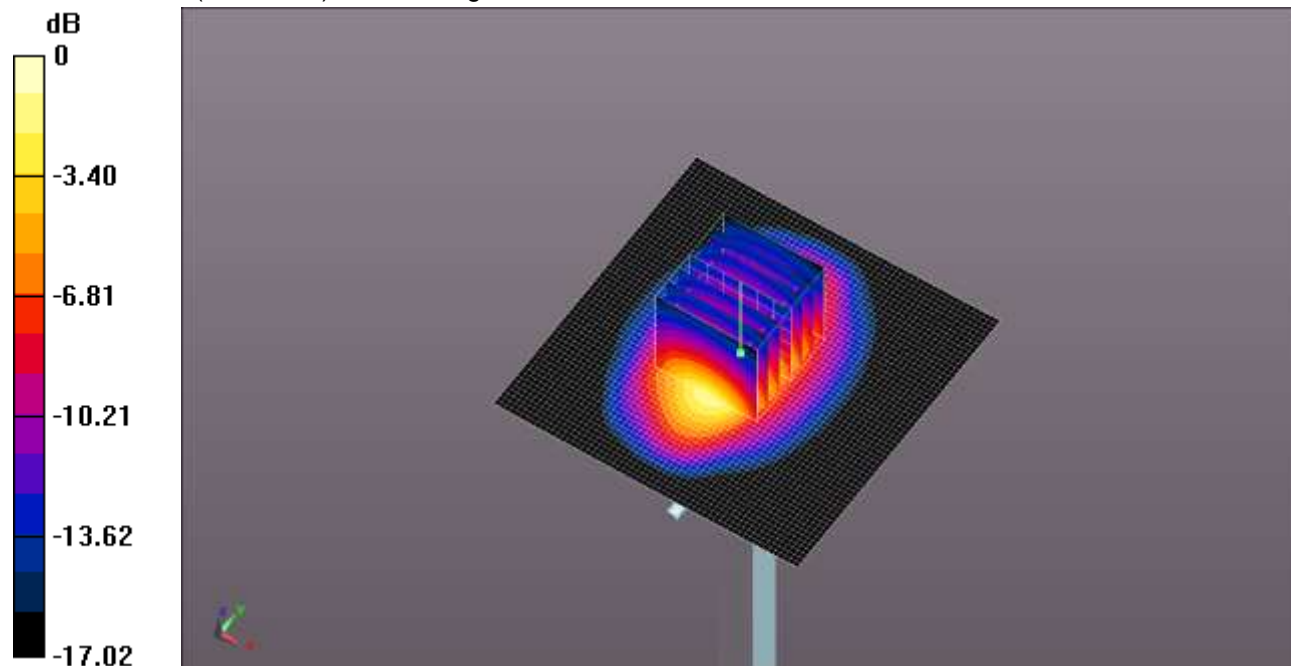
Body/Pin=100 mW/Zoom Scan (7x7x7)/Cube 0: Measurement grid: dx=5mm, dy=5mm, dz=5mm

Reference Value = 57.963 V/m; Power Drift = 0.17 dB

Peak SAR (extrapolated) = 7.09 W/kg

SAR(1 g) = 3.93 W/kg; SAR(10 g) = 2.06 W/kg

Maximum value of SAR (measured) = 5.29 W/kg

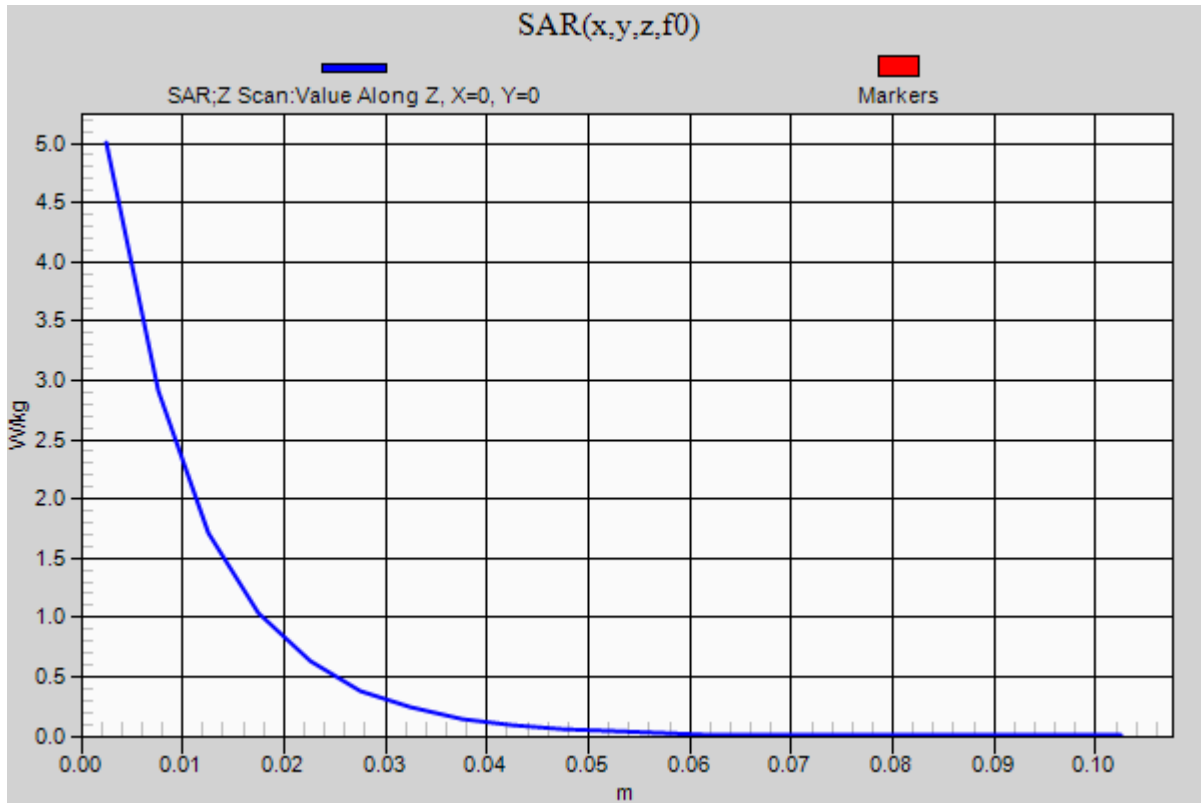


0 dB = 5.29 W/kg = 7.23 dBW/kg

20130118 SystemPerformanceCheck-D1900V2 SN 5d140

Frequency: 1900 MHz; Duty Cycle: 1:1

Body/Pin=100 mW/Z Scan (1x1x21): Measurement grid: dx=20mm, dy=20mm, dz=5mm
Maximum value of SAR (measured) = 5.00 W/kg



20130122 SystemPerformanceCheck-D1900V2 SN 5d140

Frequency: 1900 MHz; Duty Cycle: 1:1; Room Ambient Temperature: 23.0°C; Liquid Temperature: 22.0°C
Medium parameters used: $f = 1900$ MHz; $\sigma = 1.543$ S/m; $\epsilon_r = 53.478$; $\rho = 1000$ kg/m³

DASY5 Configuration:

- Area Scan Setting: Find Secondary Maximum Within: 2.0 dB and with a peak SAR value greater than 0.0012W/kg
- Averaged Fast SAR: Polynomial fit
- Electronics: DAE4 Sn1259; Calibrated: 2/13/2012
- Probe: EX3DV4 - SN3686; ConvF(7.04, 7.04, 7.04); Calibrated: 2/16/2012;
- Sensor-Surface: 2.5mm (Mechanical Surface Detection)
- Phantom: ELI v5.0 (B); Type: QDOVA001BB; Serial: 1118

Body/Pin=100 mW/Area Scan (61x61x1): Interpolated grid: dx=1.500 mm, dy=1.500 mm

Reference Value = 58.907 V/m; Power Drift = 0.07 dB

Fast SAR: SAR(1 g) = 4.18 W/kg; SAR(10 g) = 2.13 W/kg

Maximum value of SAR (interpolated) = 5.61 W/kg

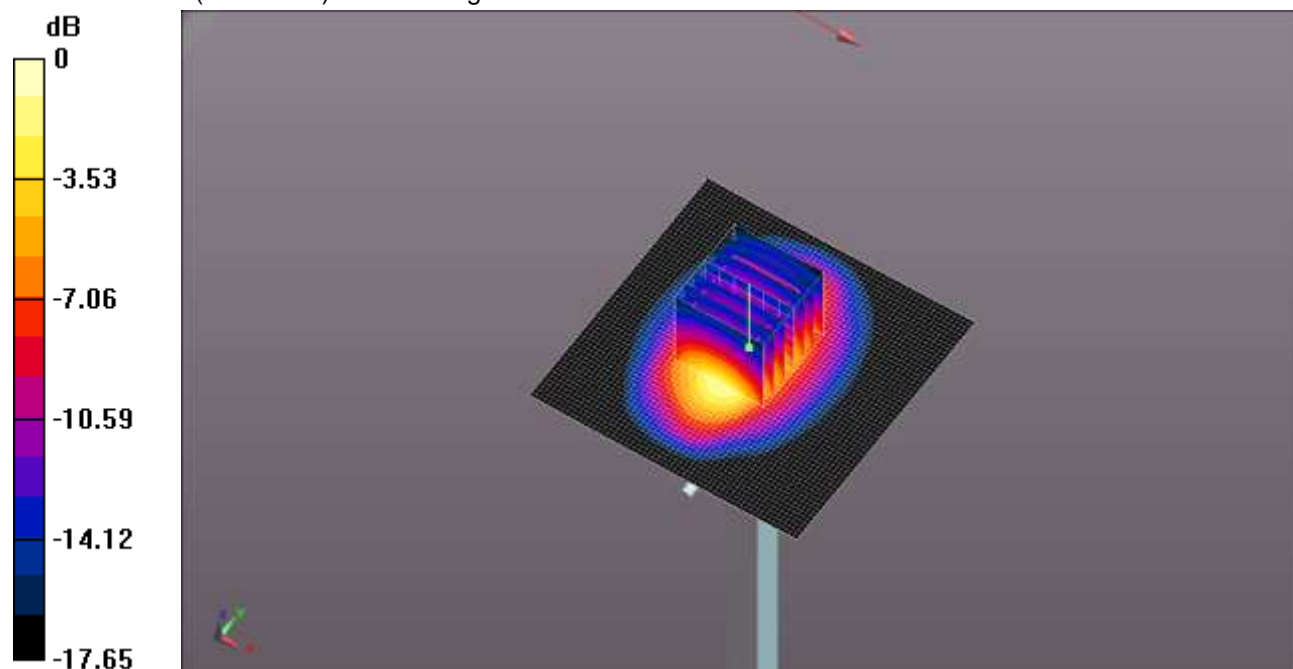
Body/Pin=100 mW/Zoom Scan (7x7x7)/Cube 0: Measurement grid: dx=5mm, dy=5mm, dz=5mm

Reference Value = 58.907 V/m; Power Drift = 0.07 dB

Peak SAR (extrapolated) = 7.45 W/kg

SAR(1 g) = 4.07 W/kg; SAR(10 g) = 2.11 W/kg

Maximum value of SAR (measured) = 5.50 W/kg

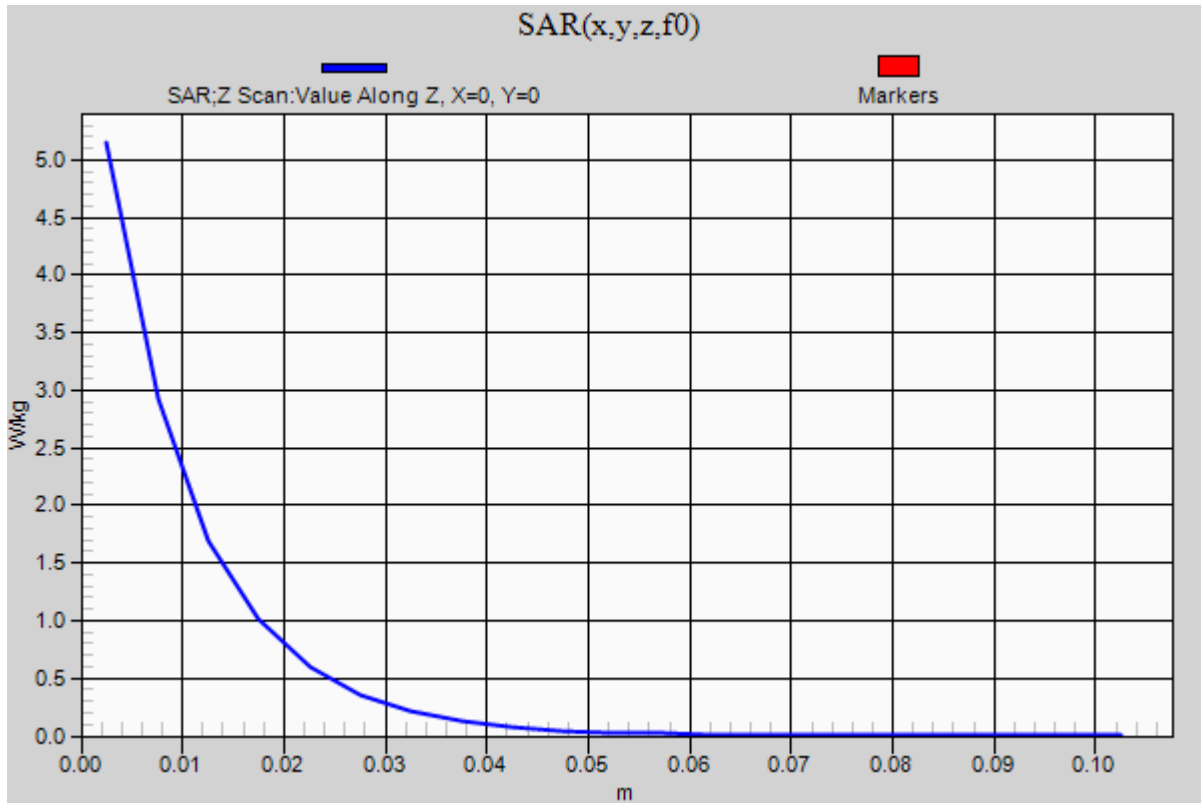


0 dB = 5.50 W/kg = 7.40 dBW/kg

20130122 SystemPerformanceCheck-D1900V2 SN 5d140

Frequency: 1900 MHz; Duty Cycle: 1:1

Body/Pin=100 mW/Z Scan (1x1x21): Measurement grid: dx=20mm, dy=20mm, dz=5mm
Maximum value of SAR (measured) = 5.15 W/kg



20130123 SystemPerformanceCheck-D1750V2 SN 1053

Frequency: 1750 MHz; Duty Cycle: 1:1; Room Ambient Temperature: 23.0°C; Liquid Temperature: 22.0°C
Medium parameters used: $f = 1750$ MHz; $\sigma = 1.465$ S/m; $\epsilon_r = 51.823$; $\rho = 1000$ kg/m³

DASY5 Configuration:

- Area Scan Setting: Find Secondary Maximum Within: 2.0 dB and with a peak SAR value greater than 0.0012W/kg
- Averaged Fast SAR: Polynomial fit
- Electronics: DAE4 Sn1259; Calibrated: 2/13/2012
- Probe: EX3DV4 - SN3686; ConvF(7.44, 7.44, 7.44); Calibrated: 2/16/2012;
- Sensor-Surface: 2.5mm (Mechanical Surface Detection)
- Phantom: ELI v5.0 (A); Type: QDOVA001BB; Serial: 1120

Body/Pin=100 mW/Area Scan (61x61x1): Interpolated grid: dx=1.500 mm, dy=1.500 mm

Reference Value = 58.793 V/m; Power Drift = -0.04 dB

Fast SAR: SAR(1 g) = 3.69 W/kg; SAR(10 g) = 1.91 W/kg

Maximum value of SAR (interpolated) = 4.85 W/kg

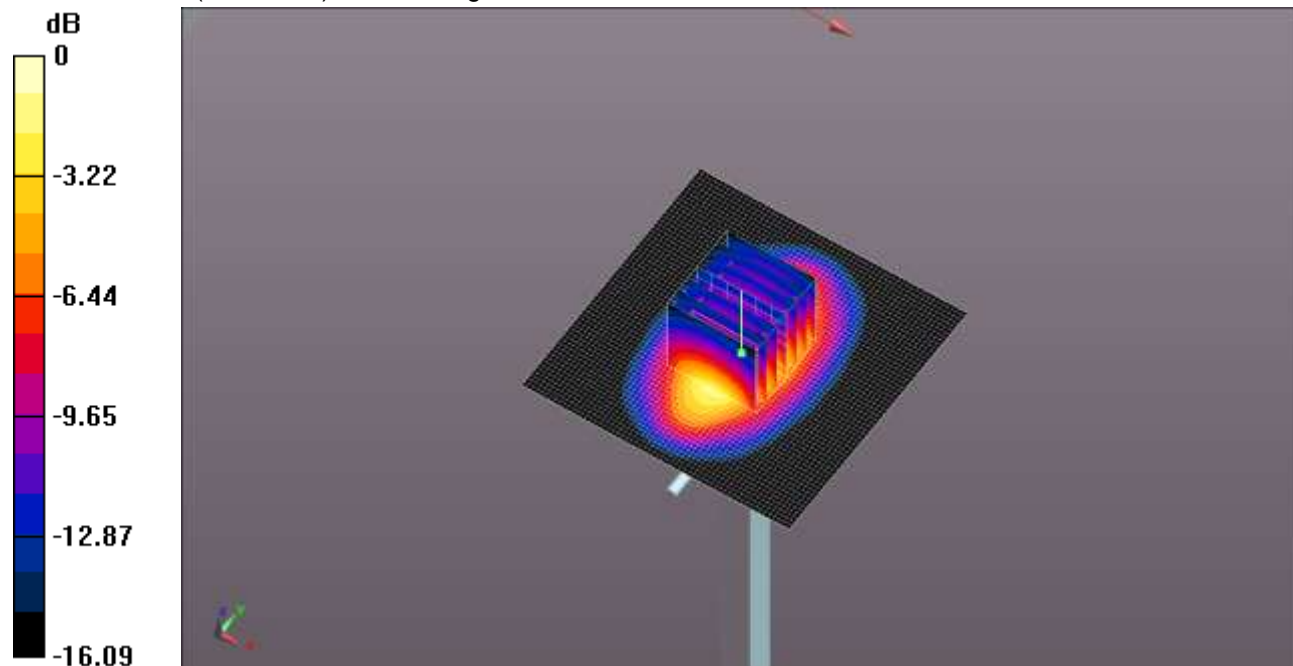
Body/Pin=100 mW/Zoom Scan (7x7x7)/Cube 0: Measurement grid: dx=5mm, dy=5mm, dz=5mm

Reference Value = 58.793 V/m; Power Drift = -0.04 dB

Peak SAR (extrapolated) = 6.30 W/kg

SAR(1 g) = 3.65 W/kg; SAR(10 g) = 1.95 W/kg

Maximum value of SAR (measured) = 4.85 W/kg

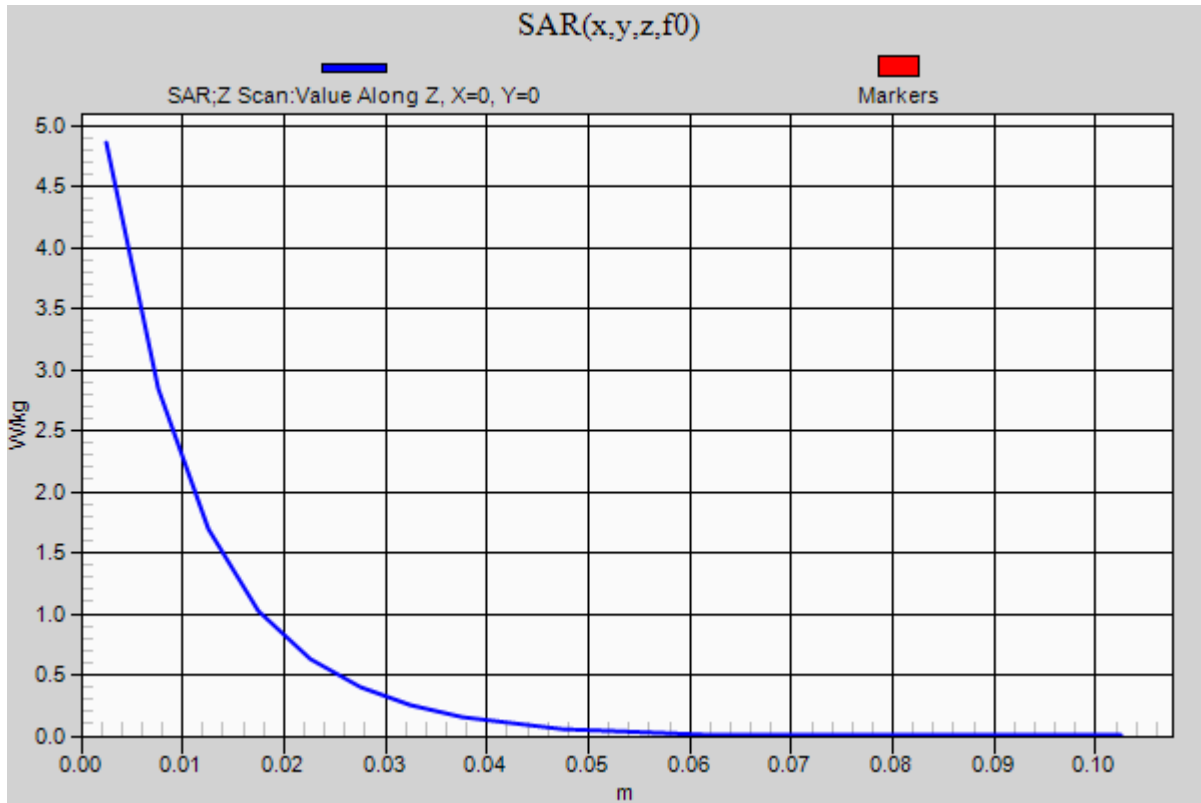


0 dB = 4.85 W/kg = 6.86 dBW/kg

20130123 SystemPerformanceCheck-D1750V2 SN 1053

Frequency: 1750 MHz; Duty Cycle: 1:1

Body/Pin=100 mW/Z Scan (1x1x21): Measurement grid: dx=20mm, dy=20mm, dz=5mm
Maximum value of SAR (measured) = 4.86 W/kg



20130128 SystemPerformanceCheck-D835V2 SN 4d117

Frequency: 835 MHz; Duty Cycle: 1:1; Room Ambient Temperature: 23.0°C; Liquid Temperature: 22.0°C
Medium parameters used: $f = 835$ MHz; $\sigma = 1.017$ S/m; $\epsilon_r = 54.09$; $\rho = 1000$ kg/m³

DASY5 Configuration:

- Area Scan Setting: Find Secondary Maximum Within: 2.0 dB and with a peak SAR value greater than 0.0012W/kg
- Averaged Fast SAR: Polynomial fit
- Electronics: DAE4 Sn1259; Calibrated: 2/13/2012
- Probe: EX3DV4 - SN3686; ConvF(8.73, 8.73, 8.73); Calibrated: 2/16/2012;
- Sensor-Surface: 2.5mm (Mechanical Surface Detection)
- Phantom: ELI v5.0 (A); Type: QDOVA001BB; Serial: 1120

Body/Pin=100 mW/Area Scan (61x61x1): Interpolated grid: dx=1.500 mm, dy=1.500 mm

Reference Value = 35.318 V/m; Power Drift = -0.07 dB

Fast SAR: SAR(1 g) = 1.04 W/kg; SAR(10 g) = 0.692 W/kg

Maximum value of SAR (interpolated) = 1.23 W/kg

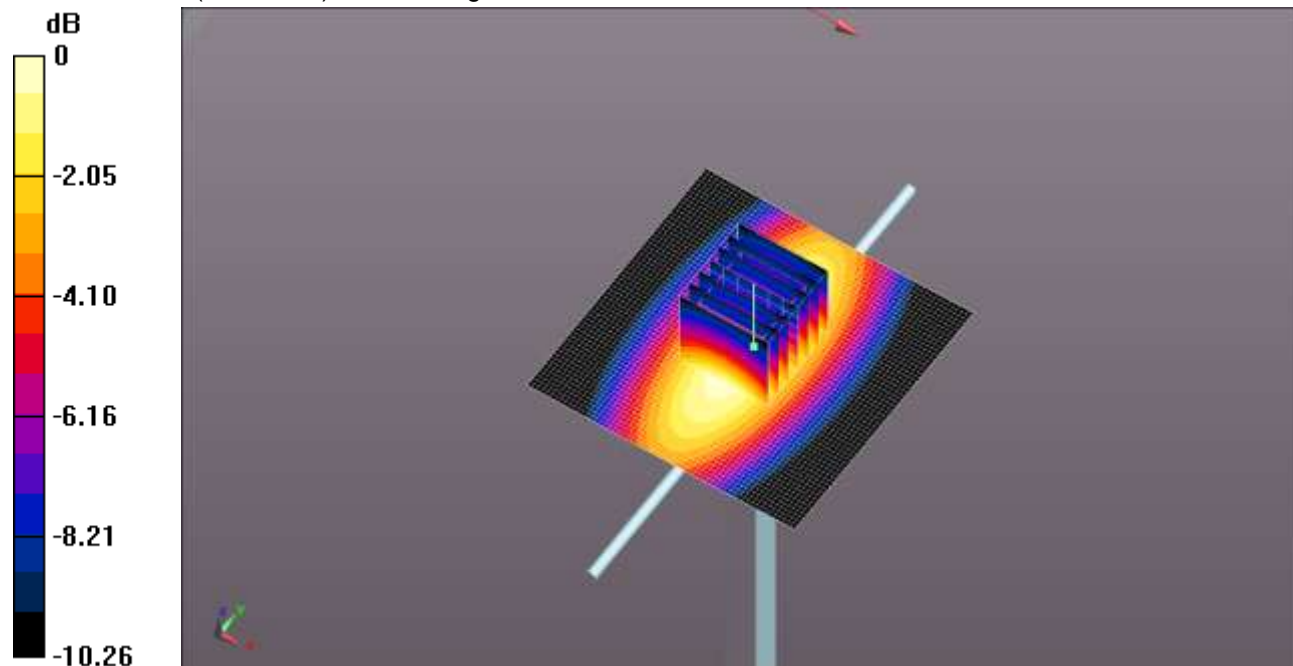
Body/Pin=100 mW/Zoom Scan (7x7x7)/Cube 0: Measurement grid: dx=5mm, dy=5mm, dz=5mm

Reference Value = 35.318 V/m; Power Drift = -0.07 dB

Peak SAR (extrapolated) = 1.49 W/kg

SAR(1 g) = 1.01 W/kg; SAR(10 g) = 0.663 W/kg

Maximum value of SAR (measured) = 1.23 W/kg

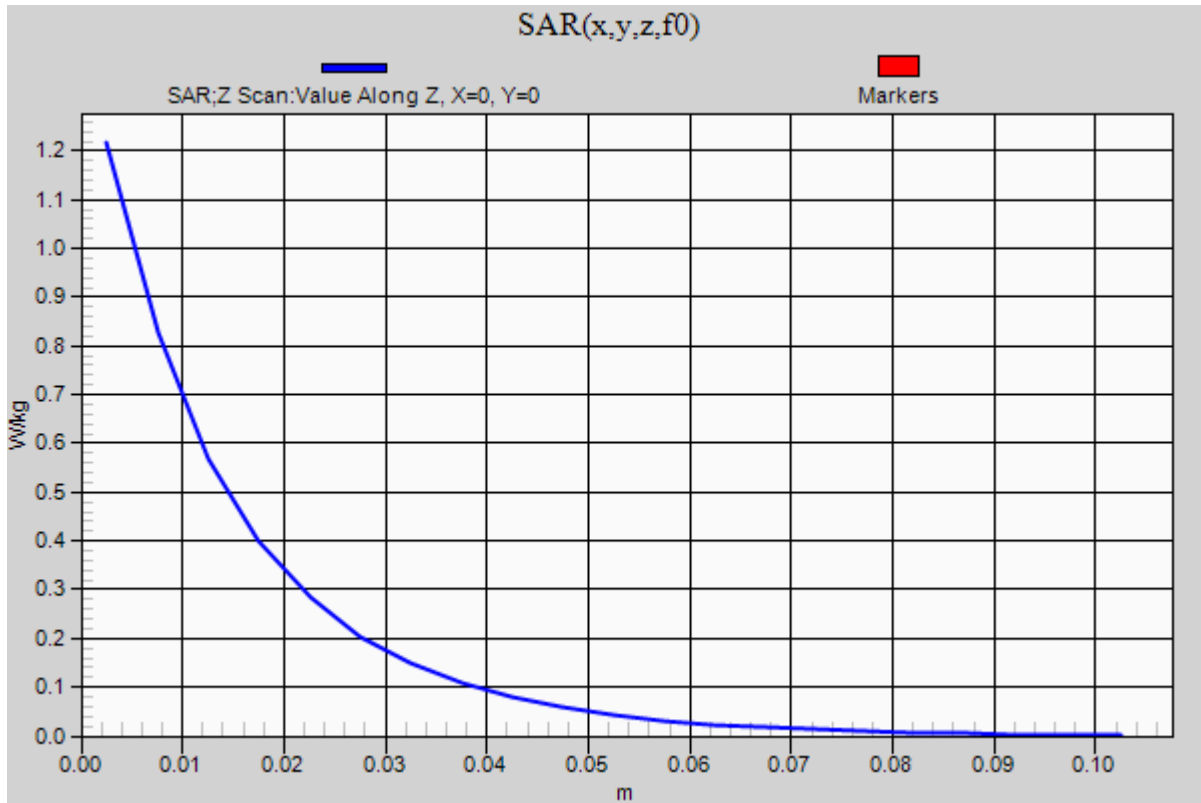


0 dB = 1.23 W/kg = 0.90 dBW/kg

20130128 SystemPerformanceCheck-D835V2 SN 4d117

Frequency: 835 MHz; Duty Cycle: 1:1

Body/Pin=100 mW/Z Scan (1x1x21): Measurement grid: dx=20mm, dy=20mm, dz=5mm
Maximum value of SAR (measured) = 1.22 W/kg



20130204 SystemPerformanceCheck-D835V2 SN 4d117

Frequency: 835 MHz; Duty Cycle: 1:1; Room Ambient Temperature: 24.0°C; Liquid Temperature: 23.0°C
Medium parameters used: $f = 835 \text{ MHz}$; $\sigma = 0.988 \text{ mho/m}$; $\epsilon_r = 54.088$; $\rho = 1000 \text{ kg/m}^3$

DASY5 Configuration:

- Area Scan Setting: Find Secondary Maximum Within: 2.0 dB and with a peak SAR value greater than 0.0012W/kg
- Electronics: DAE4 Sn1343; Calibrated: 8/20/2012
- Probe: EX3DV4 - SN3871; ConvF(9.68, 9.68, 9.68); Calibrated: 8/20/2012;
- Sensor-Surface: 2.5mm (Mechanical Surface Detection)
- Phantom: ELI v5.0 A; Type: QDOVA002AA; Serial: 1180

Body/Pin=100 mW/Area Scan (61x61x1): Interpolated grid: $dx=1.500 \text{ mm}$, $dy=1.500 \text{ mm}$

Reference Value = 34.945 V/m; Power Drift = -0.07 dB

Fast SAR: SAR(1 g) = 0.987 W/kg; SAR(10 g) = 0.661 W/kg

Maximum value of SAR (interpolated) = 1.17 W/kg

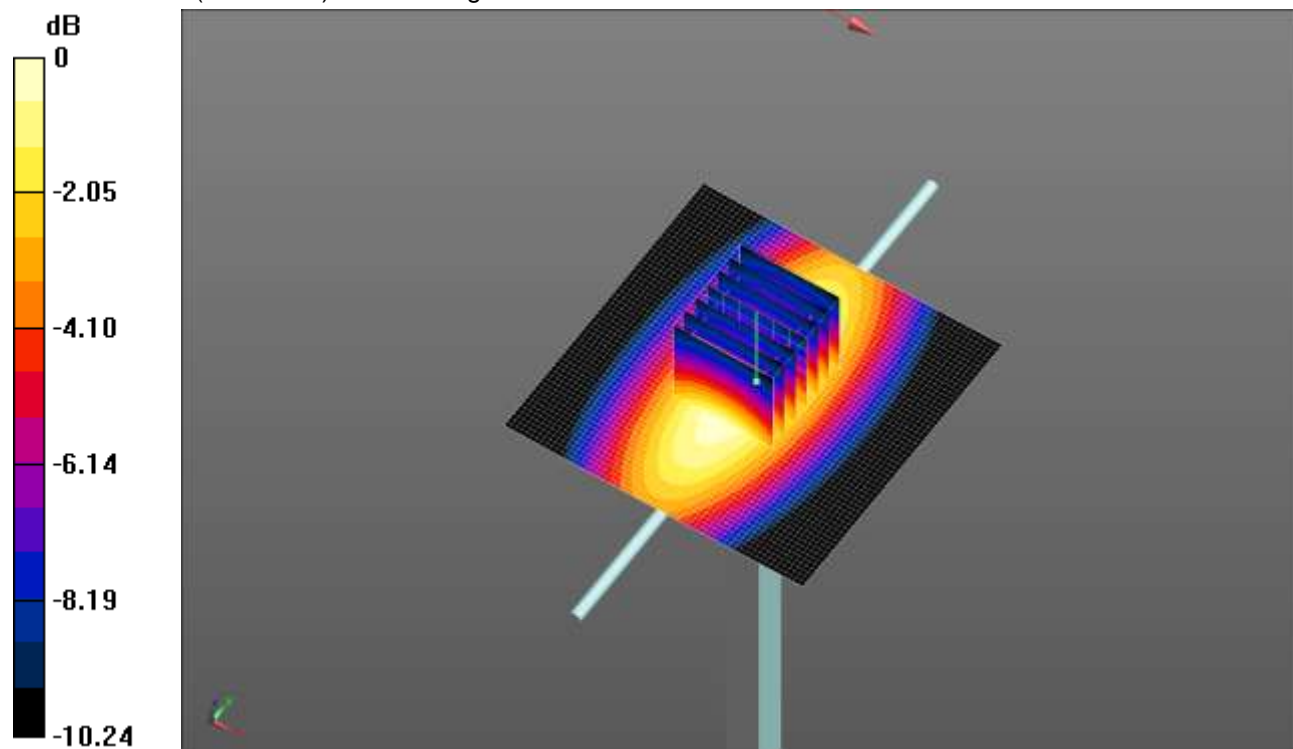
Body/Pin=100 mW/Zoom Scan (7x7x7)/Cube 0: Measurement grid: $dx=5\text{mm}$, $dy=5\text{mm}$, $dz=5\text{mm}$

Reference Value = 34.945 V/m; Power Drift = -0.07 dB

Peak SAR (extrapolated) = 1.41 W/kg

SAR(1 g) = 0.958 W/kg; SAR(10 g) = 0.633 W/kg

Maximum value of SAR (measured) = 1.16 W/kg

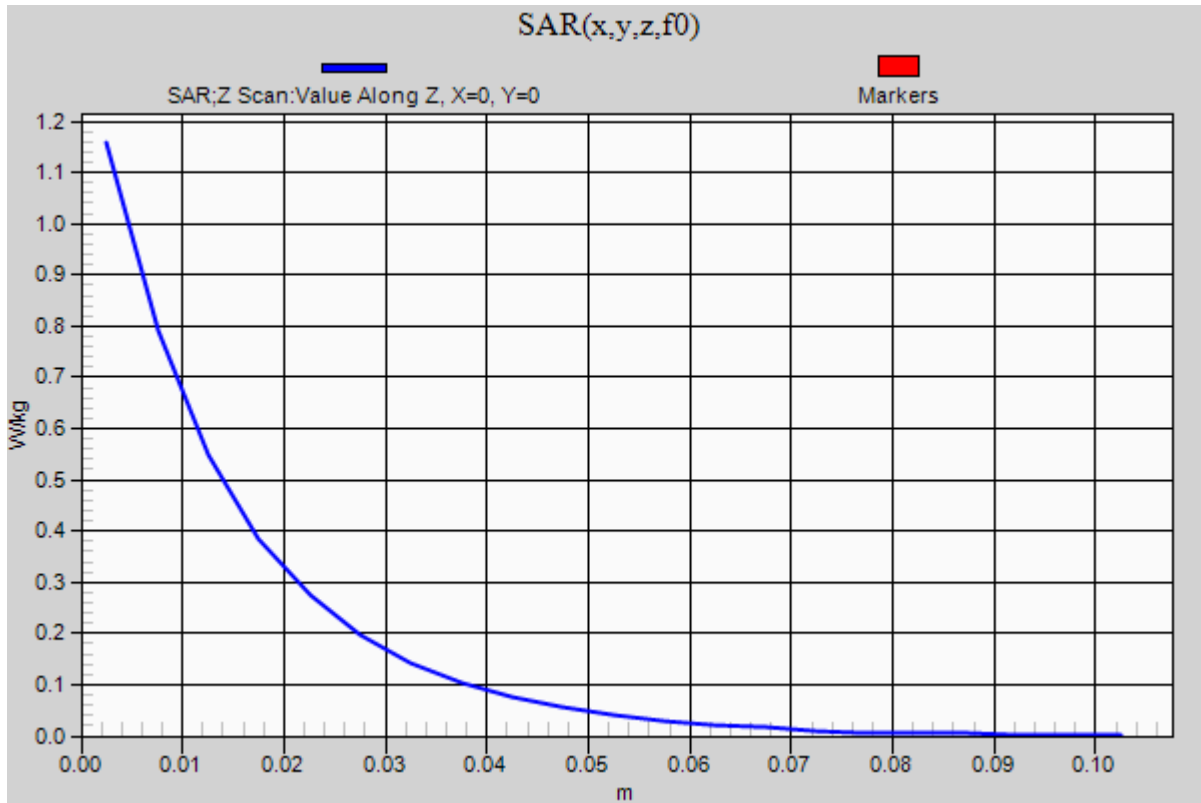


0 dB = 1.16 W/kg = 0.64 dBW/kg

20130204 SystemPerformanceCheck-D835V2 SN 4d117

Frequency: 835 MHz; Duty Cycle: 1:1

Body/Pin=100 mW/Z Scan (1x1x21): Measurement grid: dx=20mm, dy=20mm, dz=5mm
Maximum value of SAR (measured) = 1.16 W/kg



20130204 SystemPerformanceCheck-D1900V2 SN 5d140

Frequency: 1900 MHz; Duty Cycle: 1:1; Room Ambient Temperature: 23.0°C; Liquid Temperature: 22.0°C
Medium parameters used: $f = 1900$ MHz; $\sigma = 1.571$ mho/m; $\epsilon_r = 51.469$; $\rho = 1000$ kg/m³

DASY5 Configuration:

- Area Scan Setting: Find Secondary Maximum Within: 2.0 dB and with a peak SAR value greater than 0.0012W/kg
- Averaged Fast SAR: Polynomial fit
- Electronics: DAE3 Sn427; Calibrated: 1/9/2013
- Probe: EX3DV4 - SN3686; ConvF(7.04, 7.04, 7.04); Calibrated: 2/16/2012;
- Sensor-Surface: 2.5mm (Mechanical Surface Detection)
- Phantom: ELI v5.0 (B); Type: QDOVA001BB; Serial: 1118

Body/Pin=100 mW/Area Scan (61x61x1): Interpolated grid: dx=1.500 mm, dy=1.500 mm

Reference Value = 55.867 V/m; Power Drift = 0.16 dB

Fast SAR: SAR(1 g) = 4.12 W/kg; SAR(10 g) = 2.13 W/kg

Maximum value of SAR (interpolated) = 5.51 W/kg

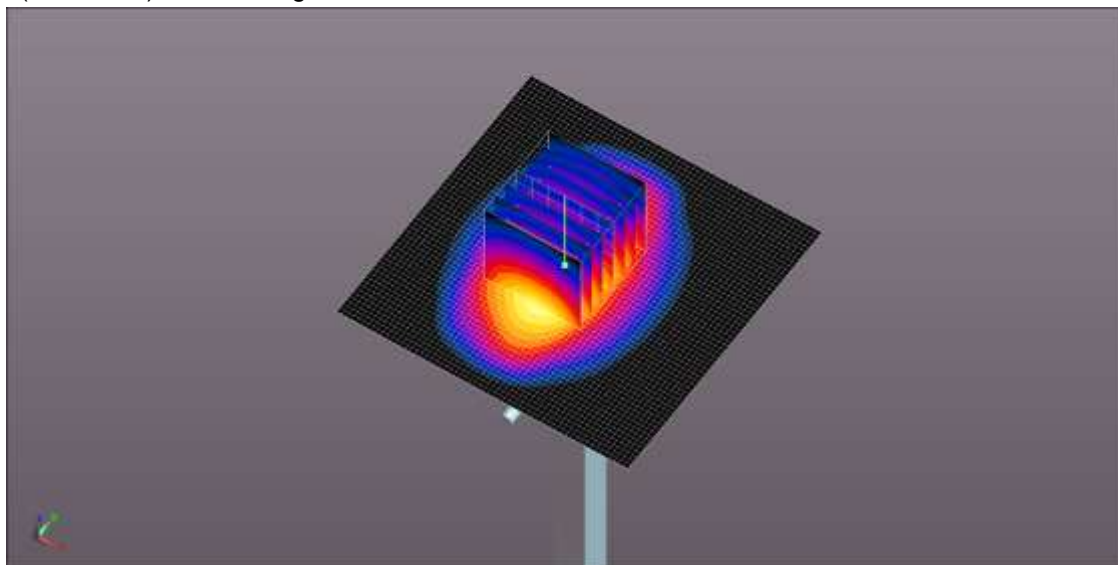
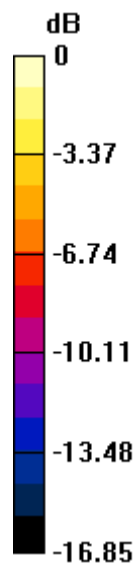
Body/Pin=100 mW/Zoom Scan (7x7x7)/Cube 0: Measurement grid: dx=5mm, dy=5mm, dz=5mm

Reference Value = 55.867 V/m; Power Drift = 0.16 dB

Peak SAR (extrapolated) = 7.16 W/kg

SAR(1 g) = 3.96 W/kg; SAR(10 g) = 2.08 W/kg

Maximum value of SAR (measured) = 5.35 W/kg

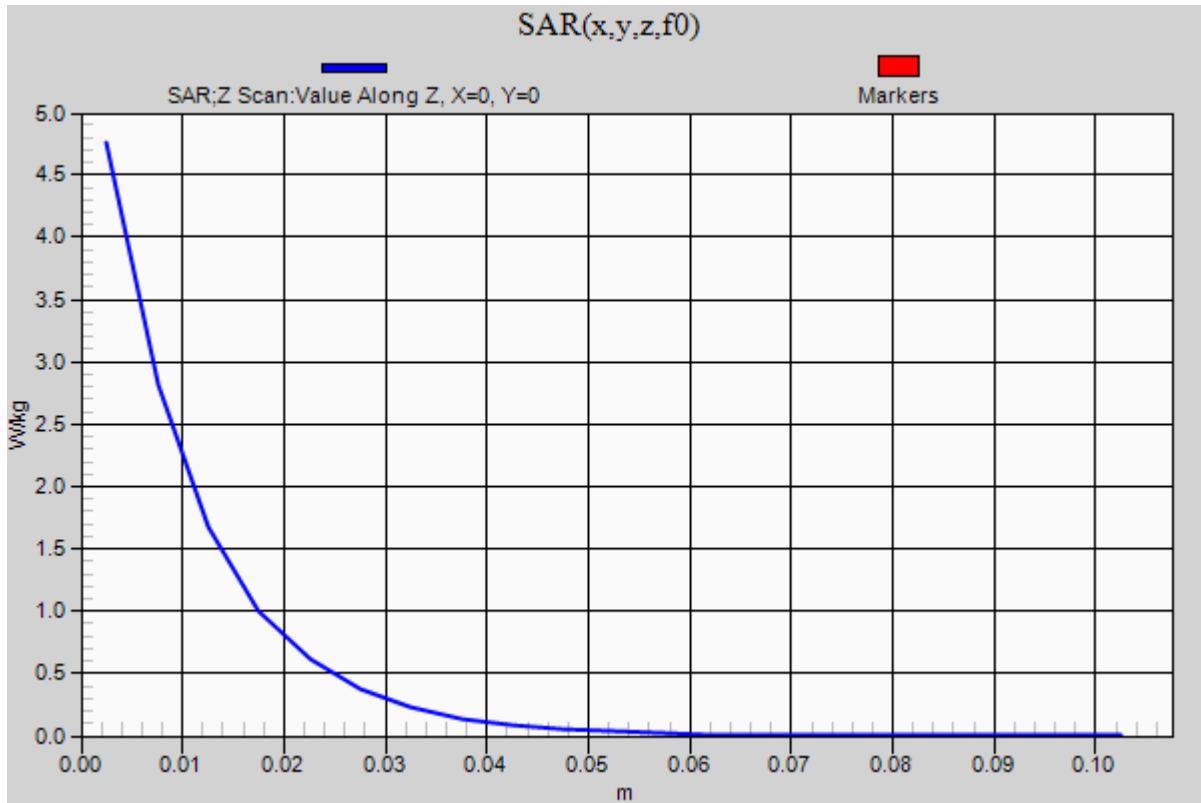


0 dB = 5.35 W/kg = 7.28 dBW/kg

20130204 SystemPerformanceCheck-D1900V2 SN 5d140

Frequency: 1900 MHz; Duty Cycle: 1:1

Body/Pin=100 mW/Z Scan (1x1x21): Measurement grid: dx=20mm, dy=20mm, dz=5mm
Maximum value of SAR (measured) = 4.76 W/kg



20130218 SystemPerformanceCheck-D835V2 SN 4d117

Frequency: 835 MHz; Duty Cycle: 1:1; Room Ambient Temperature: 23.0°C; Liquid Temperature: 22.0°C
Medium parameters used: $f = 835$ MHz; $\sigma = 1.015$ S/m; $\epsilon_r = 52.773$; $\rho = 1000$ kg/m³

DASY5 Configuration:

- Area Scan Setting: Find Secondary Maximum Within: 2.0 dB and with a peak SAR value greater than 0.0012W/kg
- Averaged Fast SAR: Polynomial fit
- Electronics: DAE4 Sn1258; Calibrated: 3/8/2012
- Probe: EX3DV4 - SN3749; ConvF(8.67, 8.67, 8.67); Calibrated: 1/15/2013;
- Sensor-Surface: 2.5mm (Mechanical Surface Detection (Locations From Previous Scan Used)), Sensor-Surface: 2.5mm (Mechanical Surface Detection)
- Phantom: ELI v5.0 (B); Type: QDOVA001BB; Serial: 1118

Body/Pin=100 mW/Area Scan (61x61x1): Interpolated grid: dx=1.500 mm, dy=1.500 mm

Reference Value = 34.724 V/m; Power Drift = 0.02 dB

Fast SAR: SAR(1 g) = 1.14 W/kg; SAR(10 g) = 0.757 W/kg

Maximum value of SAR (interpolated) = 1.35 W/kg

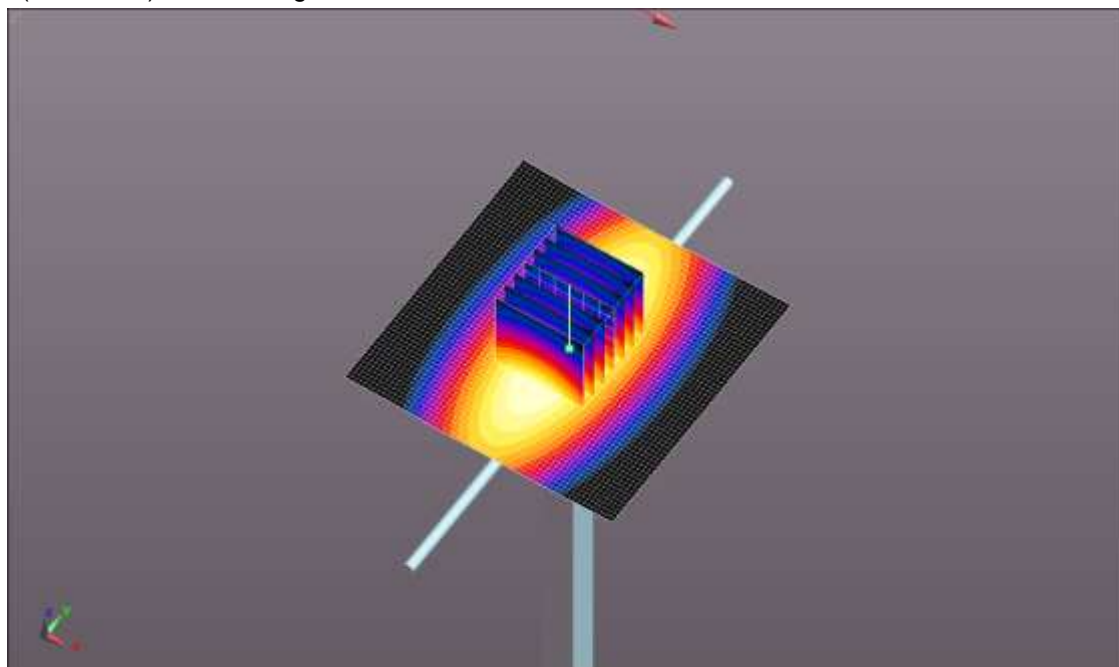
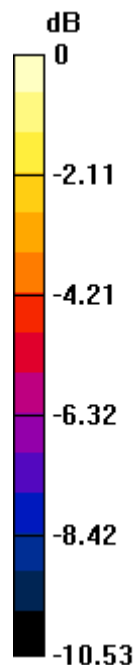
Body/Pin=100 mW/Zoom Scan (7x7x7)/Cube 0: Measurement grid: dx=5mm, dy=5mm, dz=5mm

Reference Value = 34.724 V/m; Power Drift = 0.02 dB

Peak SAR (extrapolated) = 1.50 W/kg

SAR(1 g) = 0.997 W/kg; SAR(10 g) = 0.654 W/kg

Maximum value of SAR (measured) = 1.21 W/kg

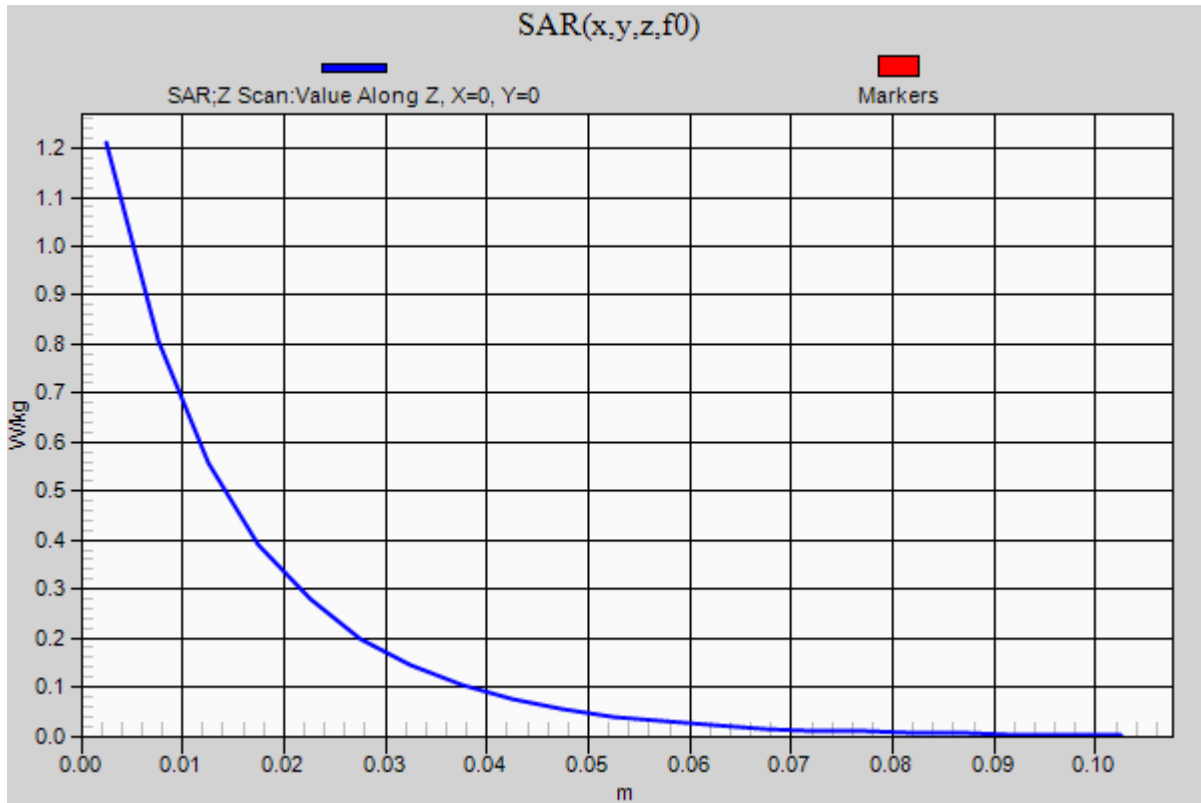


0 dB = 1.21 W/kg = 0.83 dBW/kg

20130218 SystemPerformanceCheck-D835V2 SN 4d117

Frequency: 835 MHz; Duty Cycle: 1:1

Body/Pin=100 mW/Z Scan (1x1x21): Measurement grid: dx=20mm, dy=20mm, dz=5mm
Maximum value of SAR (measured) = 1.21 W/kg



20130218 SystemPerformanceCheck-D1750V2 SN 1077

Frequency: 1750 MHz; Duty Cycle: 1:1; Room Ambient Temperature: 24.0°C; Liquid Temperature: 23.0°C
Medium parameters used: $f = 1750$ MHz; $\sigma = 1.483$ mho/m; $\epsilon_r = 51.456$; $\rho = 1000$ kg/m³

DASY5 Configuration:

- Area Scan Setting: Find Secondary Maximum Within: 2.0 dB and with a peak SAR value greater than 0.0012W/kg
- Electronics: DAE4 Sn1343; Calibrated: 8/20/2012
- Probe: EX3DV4 - SN3871; ConvF(8.1, 8.1, 8.1); Calibrated: 8/20/2012;
- Sensor-Surface: 2.5mm (Mechanical Surface Detection)
- Phantom: ELI v5.0 A; Type: QDOVA002AA; Serial: 1180

Body/Pin=100 mW/Area Scan (61x61x1): Interpolated grid: dx=1.500 mm, dy=1.500 mm

Reference Value = 57.265 V/m; Power Drift = -0.04 dB

Fast SAR: SAR(1 g) = 3.75 W/kg; SAR(10 g) = 1.98 W/kg

Maximum value of SAR (interpolated) = 4.91 W/kg

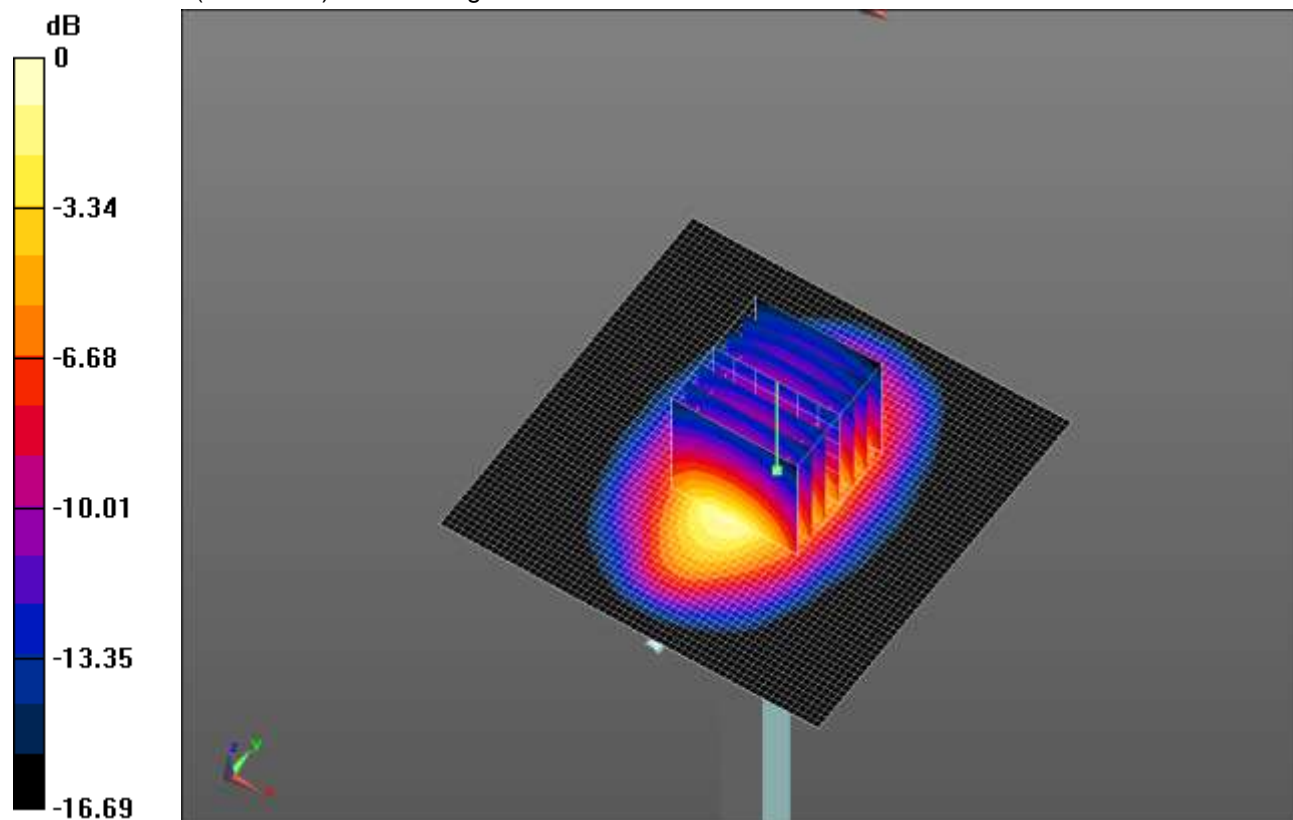
Body/Pin=100 mW/Zoom Scan (7x7x7)/Cube 0: Measurement grid: dx=5mm, dy=5mm, dz=5mm

Reference Value = 57.265 V/m; Power Drift = -0.04 dB

Peak SAR (extrapolated) = 6.55 W/kg

SAR(1 g) = 3.68 W/kg; SAR(10 g) = 1.97 W/kg

Maximum value of SAR (measured) = 4.86 W/kg

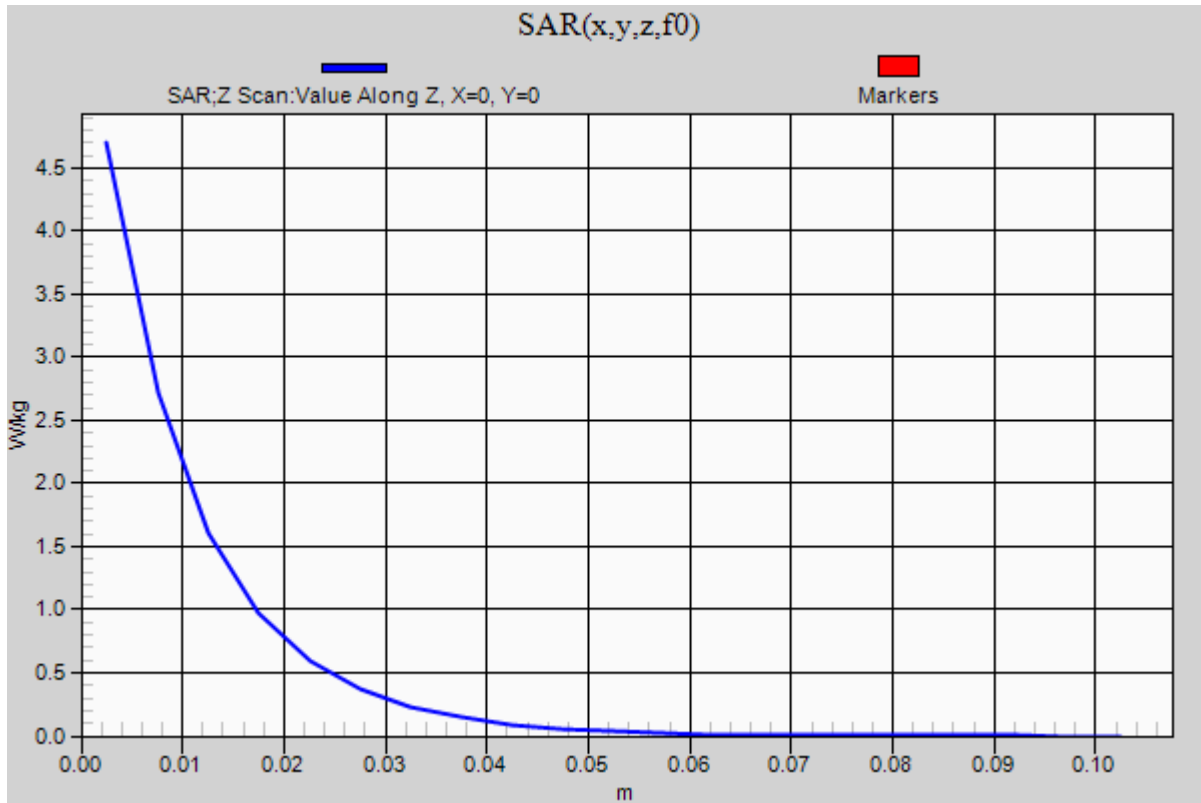


0 dB = 4.86 W/kg = 6.87 dBW/kg

20130218 SystemPerformanceCheck-D1750V2 SN 1077

Frequency: 1750 MHz; Duty Cycle: 1:1

Body/Pin=100 mW/Z Scan (1x1x21): Measurement grid: dx=20mm, dy=20mm, dz=5mm
Maximum value of SAR (measured) = 4.70 W/kg



20130218 SystemPerformanceCheck-D1900V2 SN 5d043

Frequency: 1900 MHz; Duty Cycle: 1:1; Room Ambient Temperature: 24.0°C; Liquid Temperature: 23.0°C
 Medium parameters used: $f = 1900 \text{ MHz}$; $\sigma = 1.55 \text{ S/m}$; $\epsilon_r = 51.131$; $\rho = 1000 \text{ kg/m}^3$

DASY5 Configuration:

- Area Scan Setting: Find Secondary Maximum Within: 2.0 dB and with a peak SAR value greater than 0.0012W/kg
- Electronics: DAE4 Sn1258; Calibrated: 3/8/2012
- Probe: EX3DV4 - SN3749; ConvF(6.99, 6.99, 6.99); Calibrated: 1/15/2013;
- Sensor-Surface: 2.5mm (Mechanical Surface Detection)
- Phantom: ELI v5.0 (A); Type: QDOVA001BB; Serial: 1117

Body/Pin=100 mW/Area Scan (61x61x1): Interpolated grid: dx=1.500 mm, dy=1.500 mm

Reference Value = 60.727 V/m; Power Drift = 0.14 dB

Fast SAR: SAR(1 g) = 4.38 W/kg; SAR(10 g) = 2.22 W/kg

Maximum value of SAR (interpolated) = 5.84 W/kg

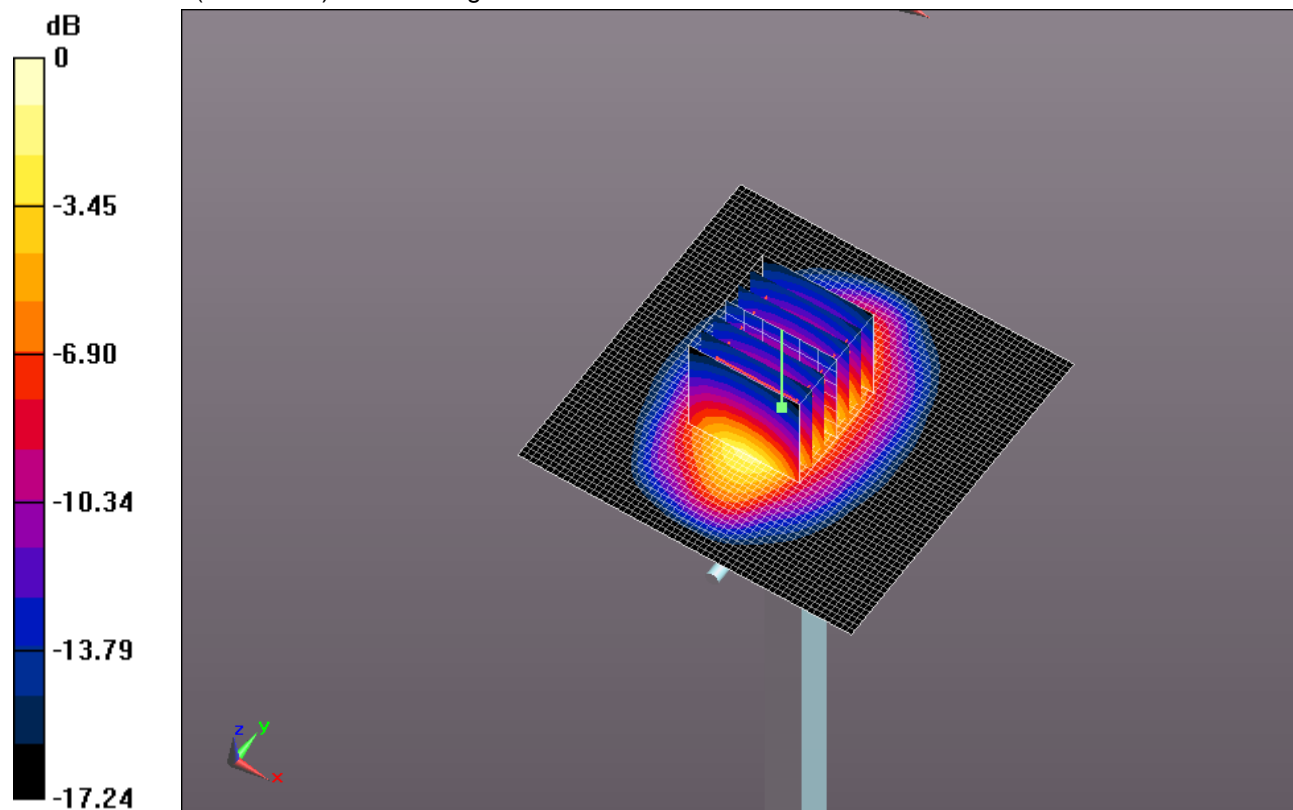
Body/Pin=100 mW/Zoom Scan (7x7x7)/Cube 0: Measurement grid: dx=5mm, dy=5mm, dz=5mm

Reference Value = 60.727 V/m; Power Drift = 0.14 dB

Peak SAR (extrapolated) = 7.87 W/kg

SAR(1 g) = 4.33 W/kg; SAR(10 g) = 2.26 W/kg

Maximum value of SAR (measured) = 5.85 W/kg

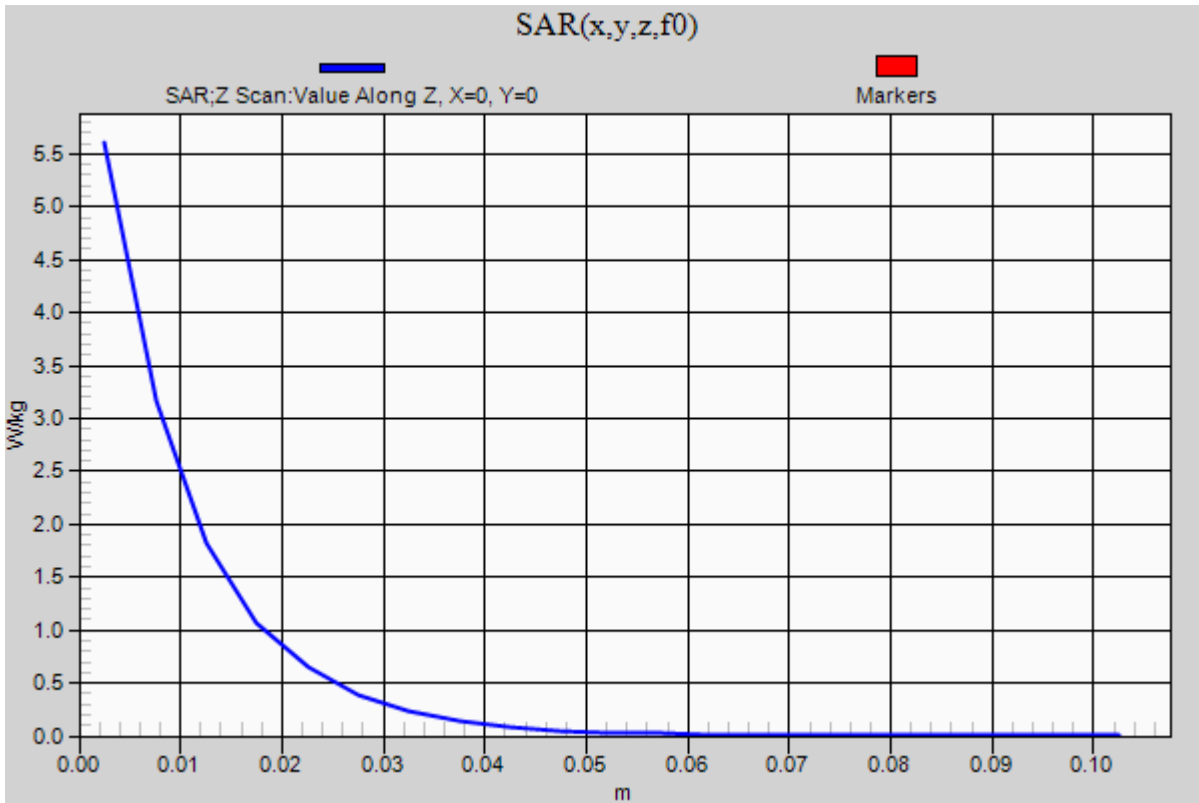


0 dB = 5.85 W/kg = 7.67 dBW/kg

20130218 SystemPerformanceCheck-D1900V2 SN 5d043

Frequency: 1900 MHz; Duty Cycle: 1:1

Body/Pin=100 mW/Z Scan (1x1x21): Measurement grid: dx=20mm, dy=20mm, dz=5mm
Maximum value of SAR (measured) = 5.61 W/kg



20130222 SystemPerformanceCheck-D835V2 SN 4d117

Frequency: 835 MHz; Duty Cycle: 1:1; Room Ambient Temperature: 24.0°C; Liquid Temperature: 23.0°C
Medium parameters used: $f = 835$ MHz; $\sigma = 1.005$ mho/m; $\epsilon_r = 53.413$; $\rho = 1000$ kg/m³

DASY5 Configuration:

- Area Scan Setting: Find Secondary Maximum Within: 2.0 dB and with a peak SAR value greater than 0.0012W/kg
- Averaged Fast SAR: Polynomial fit
- Electronics: DAE4 Sn1343; Calibrated: 8/20/2012
- Probe: EX3DV4 - SN3871; ConvF(9.68, 9.68, 9.68); Calibrated: 8/20/2012;
- Sensor-Surface: 2.5mm (Mechanical Surface Detection)
- Phantom: ELI v5.0 B; Type: QDOVA002AA; Serial: 1180

Body/Pin=100 mW 2/Area Scan (61x61x1): Interpolated grid: dx=1.500 mm, dy=1.500 mm

Reference Value = 35.139 V/m; Power Drift = 0.01 dB

Fast SAR: SAR(1 g) = 1.02 W/kg; SAR(10 g) = 0.685 W/kg

Maximum value of SAR (interpolated) = 1.22 W/kg

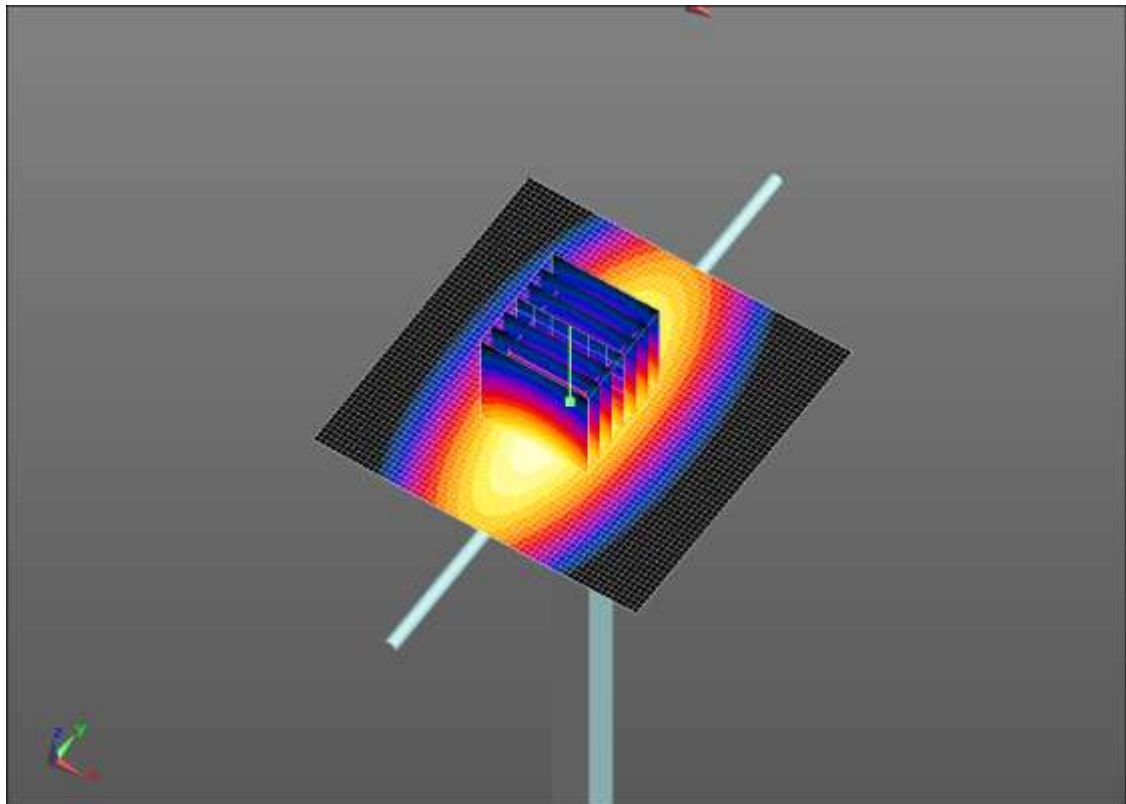
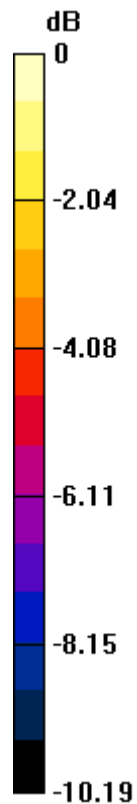
Body/Pin=100 mW 2/Zoom Scan (7x7x7)/Cube 0: Measurement grid: dx=5mm, dy=5mm, dz=5mm

Reference Value = 35.139 V/m; Power Drift = 0.01 dB

Peak SAR (extrapolated) = 1.48 W/kg

SAR(1 g) = 1 W/kg; SAR(10 g) = 0.661 W/kg

Maximum value of SAR (measured) = 1.21 W/kg

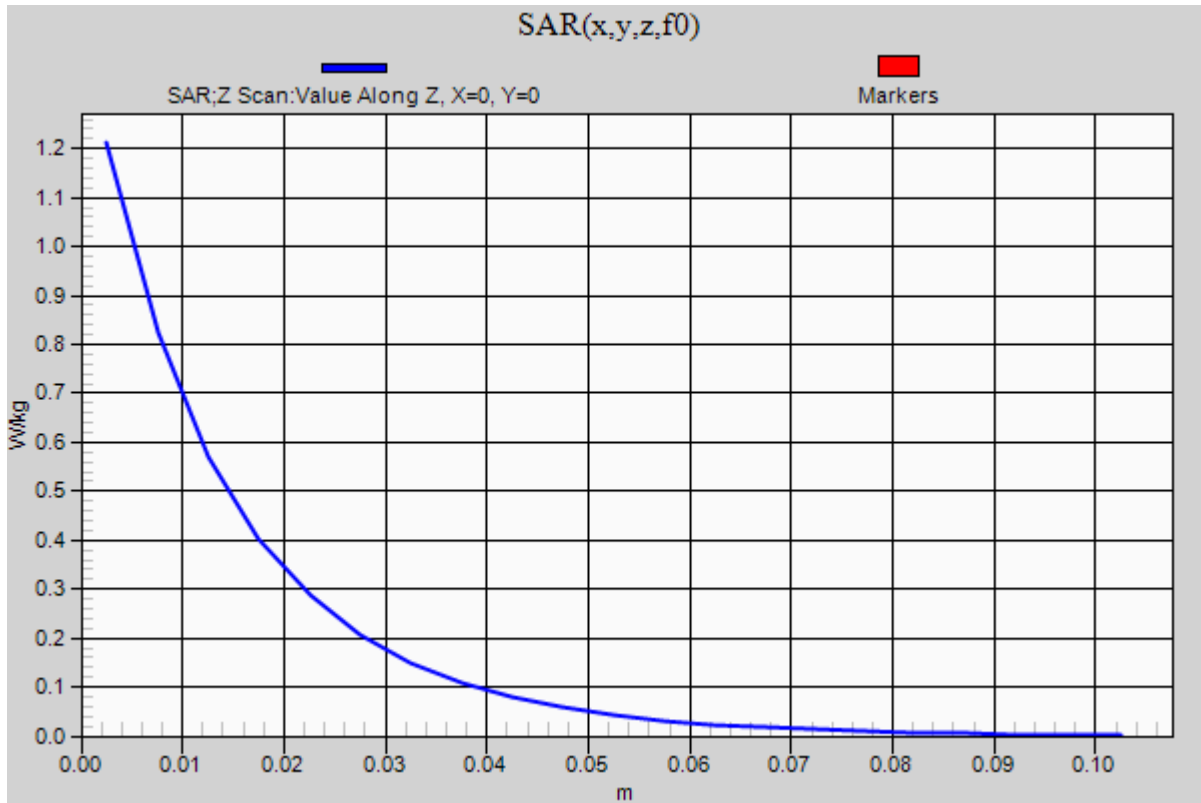


0 dB = 1.21 W/kg = 0.83 dBW/kg

20130222 SystemPerformanceCheck-D835V2 SN 4d117

Frequency: 835 MHz; Duty Cycle: 1:1

Body/Pin=100 mW 2/Z Scan (1x1x21): Measurement grid: dx=20mm, dy=20mm, dz=5mm
Maximum value of SAR (measured) = 1.21 W/kg



20130222 SystemPerformanceCheck-D1900V2 SN 5d140

Frequency: 1900 MHz; Duty Cycle: 1:1; Room Ambient Temperature: 24.0°C; Liquid Temperature: 23.0°C

Medium parameters used: $f = 1900$ MHz; $\sigma = 1.532$ mho/m; $\epsilon_r = 51.151$; $\rho = 1000$ kg/m³

DASY5 Configuration:

- Area Scan Setting: Find Secondary Maximum Within: 2.0 dB and with a peak SAR value greater than 0.0012W/kg
- Averaged Fast SAR: Polynomial fit
- Electronics: DAE4 Sn1343; Calibrated: 8/20/2012
- Probe: EX3DV4 - SN3871; ConvF(7.83, 7.83, 7.83); Calibrated: 8/20/2012;
- Sensor-Surface: 2.5mm (Mechanical Surface Detection)
- Phantom: ELI v5.0 A; Type: QDOVA002AA; Serial: 1180

Body/Pin=100 mW/Area Scan (61x61x1): Interpolated grid: dx=1.500 mm, dy=1.500 mm

Reference Value = 60.193 V/m; Power Drift = 0.01 dB

Fast SAR: SAR(1 g) = 4.12 W/kg; SAR(10 g) = 2.07 W/kg

Maximum value of SAR (interpolated) = 5.52 W/kg

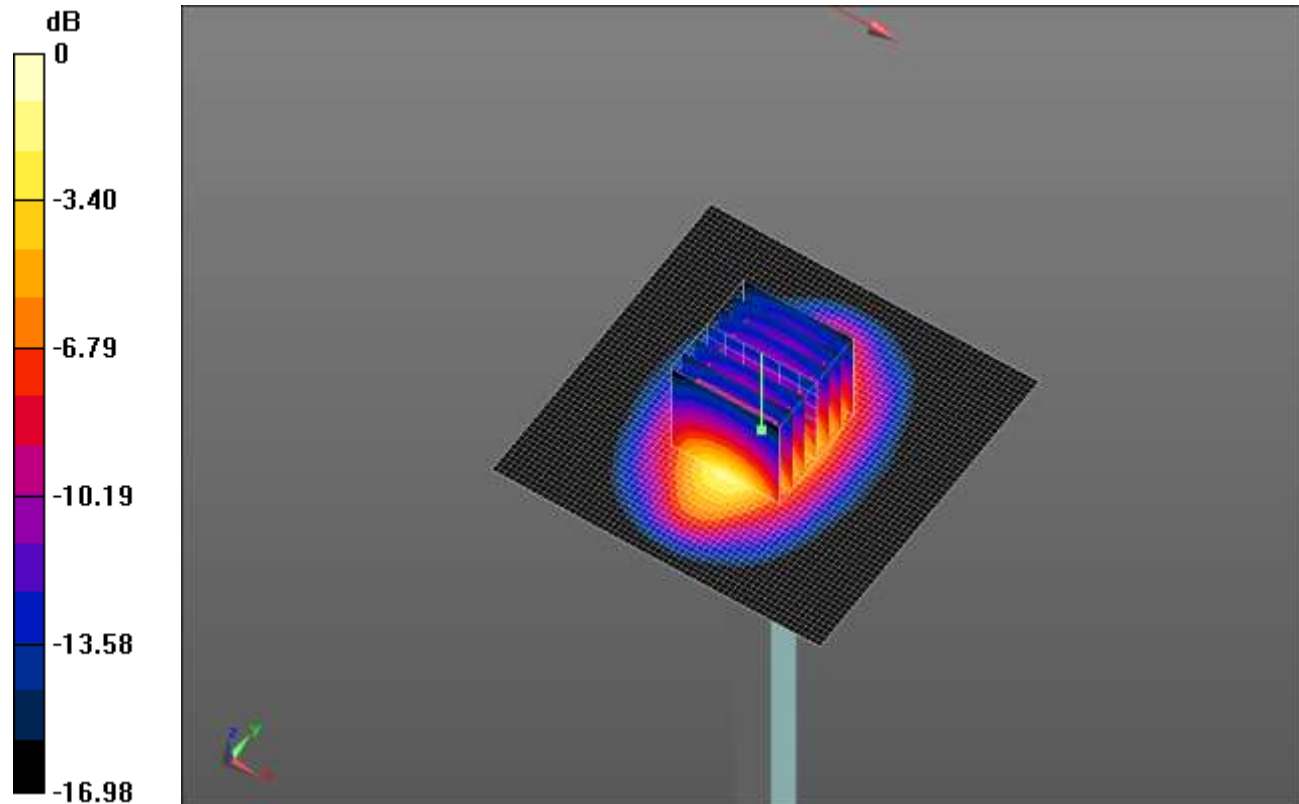
Body/Pin=100 mW/Zoom Scan (7x7x7)/Cube 0: Measurement grid: dx=5mm, dy=5mm, dz=5mm

Reference Value = 60.193 V/m; Power Drift = 0.01 dB

Peak SAR (extrapolated) = 7.44 W/kg

SAR(1 g) = 4.08 W/kg; SAR(10 g) = 2.14 W/kg

Maximum value of SAR (measured) = 5.51 W/kg



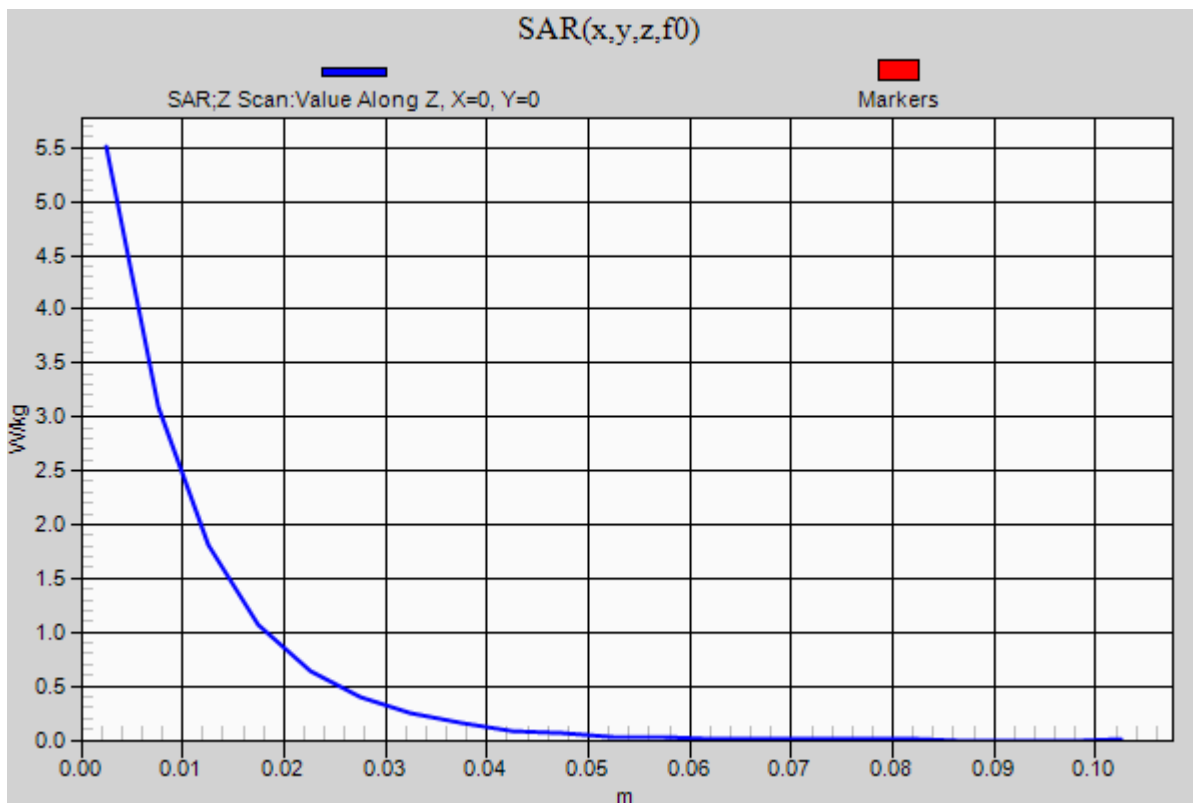
0 dB = 5.51 W/kg = 7.41 dBW/kg

Test Laboratory: UL CCS SAR Lab E Date: 2/22/2013

20130222 SystemPerformanceCheck-D1900V2 SN 5d140

Frequency: 1900 MHz; Duty Cycle: 1:1

Body/Pin=100 mW/Z Scan (1x1x21): Measurement grid: dx=20mm, dy=20mm, dz=5mm
Maximum value of SAR (measured) = 5.51 W/kg



Test Laboratory: UL CCS SAR Lab F Date: 3/4/2013

20130304 SystemPerformanceCheck-D2450V2 SN 706

Frequency: 2450 MHz; Duty Cycle: 1:1; Room Ambient Temperature: 24.0°C; Liquid Temperature: 23.0°C
Medium parameters used: $f = 2450$ MHz; $\sigma = 1.899$ S/m; $\epsilon_r = 50.691$; $\rho = 1000$ kg/m³

DASY5 Configuration:

- Area Scan Setting: Find Secondary Maximum Within: 2.0 dB and with a peak SAR value greater than 0.0012W/kg
- Averaged Fast SAR: Polynomial fit
- Electronics: DAE4 Sn1352; Calibrated: 10/8/2012
- Probe: EX3DV4 - SN3885; ConvF(6.8, 6.8, 6.8); Calibrated: 10/9/2012;
- Sensor-Surface: 2.5mm (Mechanical Surface Detection)
- Phantom: ELI v5.0 (B); Type: QDOVA001BB; Serial: 1185

Body/Pin=100 mW/Area Scan (71x71x1): Interpolated grid: dx=1.200 mm, dy=1.200 mm

Reference Value = 62.630 V/m; Power Drift = 0.00 dB

Fast SAR: SAR(1 g) = 5.31 W/kg; SAR(10 g) = 2.3 W/kg

Maximum value of SAR (interpolated) = 7.77 W/kg

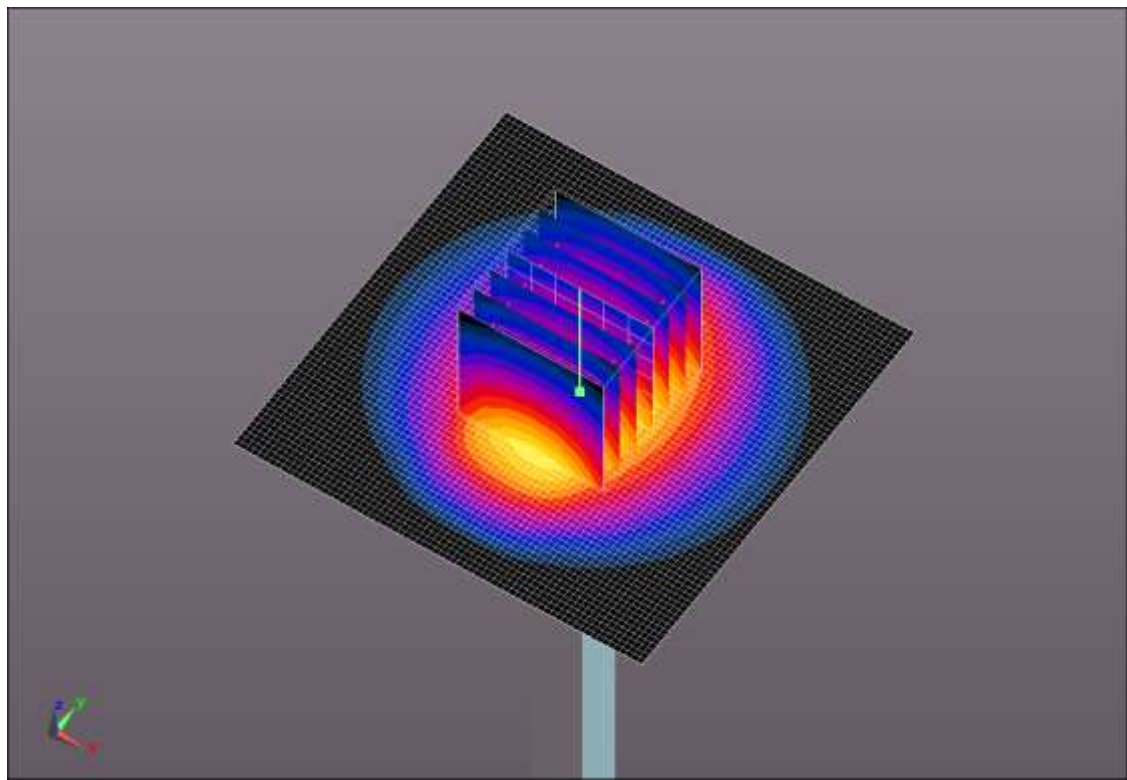
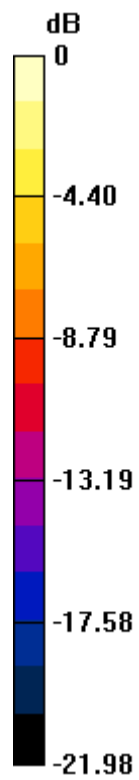
Body/Pin=100 mW/Zoom Scan (7x7x7)/Cube 0: Measurement grid: dx=5mm, dy=5mm, dz=5mm

Reference Value = 62.630 V/m; Power Drift = 0.00 dB

Peak SAR (extrapolated) = 11.2 W/kg

SAR(1 g) = 5.33 W/kg; SAR(10 g) = 2.46 W/kg

Maximum value of SAR (measured) = 7.59 W/kg

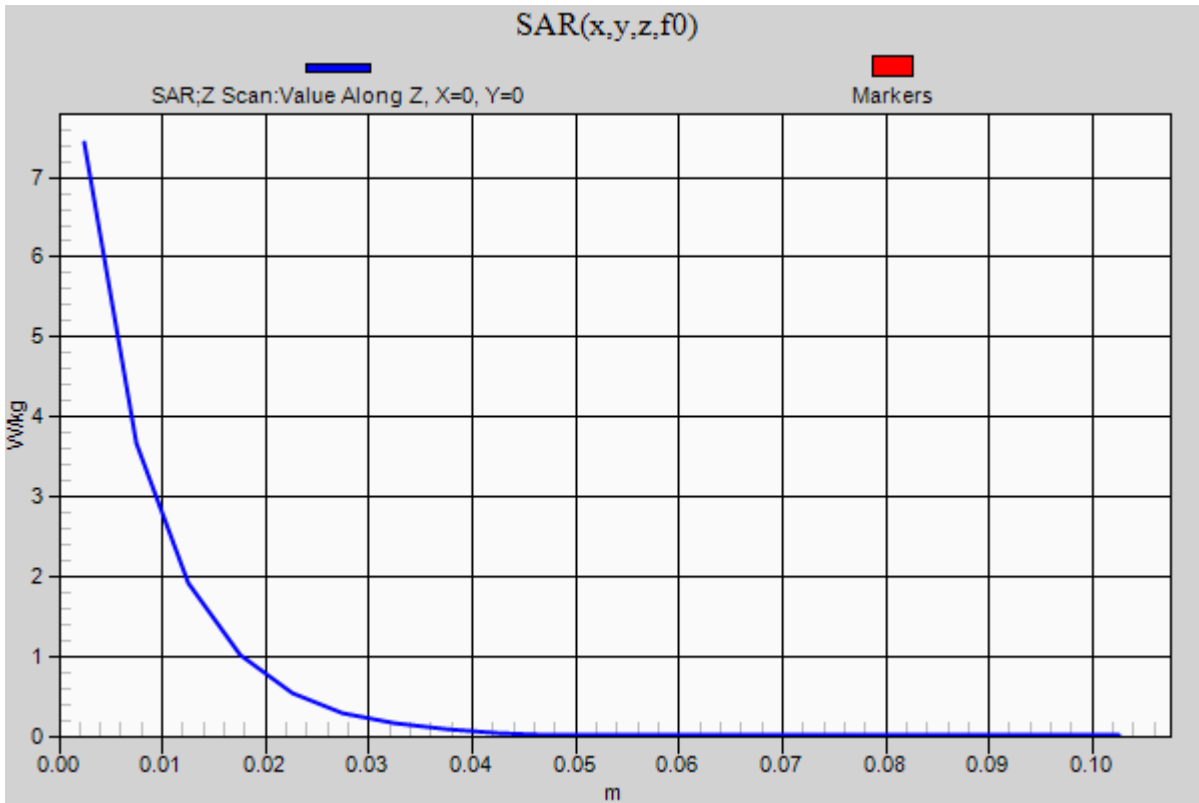


0 dB = 7.59 W/kg = 8.80 dBW/kg

20130304 SystemPerformanceCheck-D2450V2 SN 706

Frequency: 2450 MHz; Duty Cycle: 1:1

Body/Pin=100 mW/Z Scan (1x1x21): Measurement grid: dx=20mm, dy=20mm, dz=5mm
Maximum value of SAR (measured) = 7.43 W/kg



20130304 SystemPerformanceCheck-D5GHzV2 SN 1003

Frequency: 5200 MHz; Duty Cycle: 1:1; Room Ambient Temperature: 24.0°C; Liquid Temperature: 23.0°C

Medium parameters used: $f = 5200$ MHz; $\sigma = 5.14$ S/m; $\epsilon_r = 47.91$; $\rho = 1000$ kg/m³

DASY5 Configuration:

- Area Scan Setting: Find Secondary Maximum Within: 2.0 dB and with a peak SAR value greater than 0.0012W/kg
- Averaged Fast SAR: Polynomial fit
- Electronics: DAE3 Sn427; Calibrated: 1/9/2013
- Probe: EX3DV4 - SN3751; ConvF(4.26, 4.26, 4.26); Calibrated: 11/15/2012;
- Sensor-Surface: 1.4mm (Mechanical Surface Detection)
- Phantom: ELI v5.0 (B); Type: QDOVA001BB; Serial: 1118

Body/5.2 GHz, Pin=100mW/Area Scan (61x61x1): Interpolated grid: dx=1.000 mm, dy=1.000 mm

Reference Value = 52.970 V/m; Power Drift = 0.14 dB

Fast SAR: SAR(1 g) = 7.75 W/kg; SAR(10 g) = 2.15 W/kg

Maximum value of SAR (interpolated) = 20.1 W/kg

Body/5.2 GHz, Pin=100mW/Zoom Scan (8x8x7)/Cube 0: Measurement grid: dx=4mm, dy=4mm,

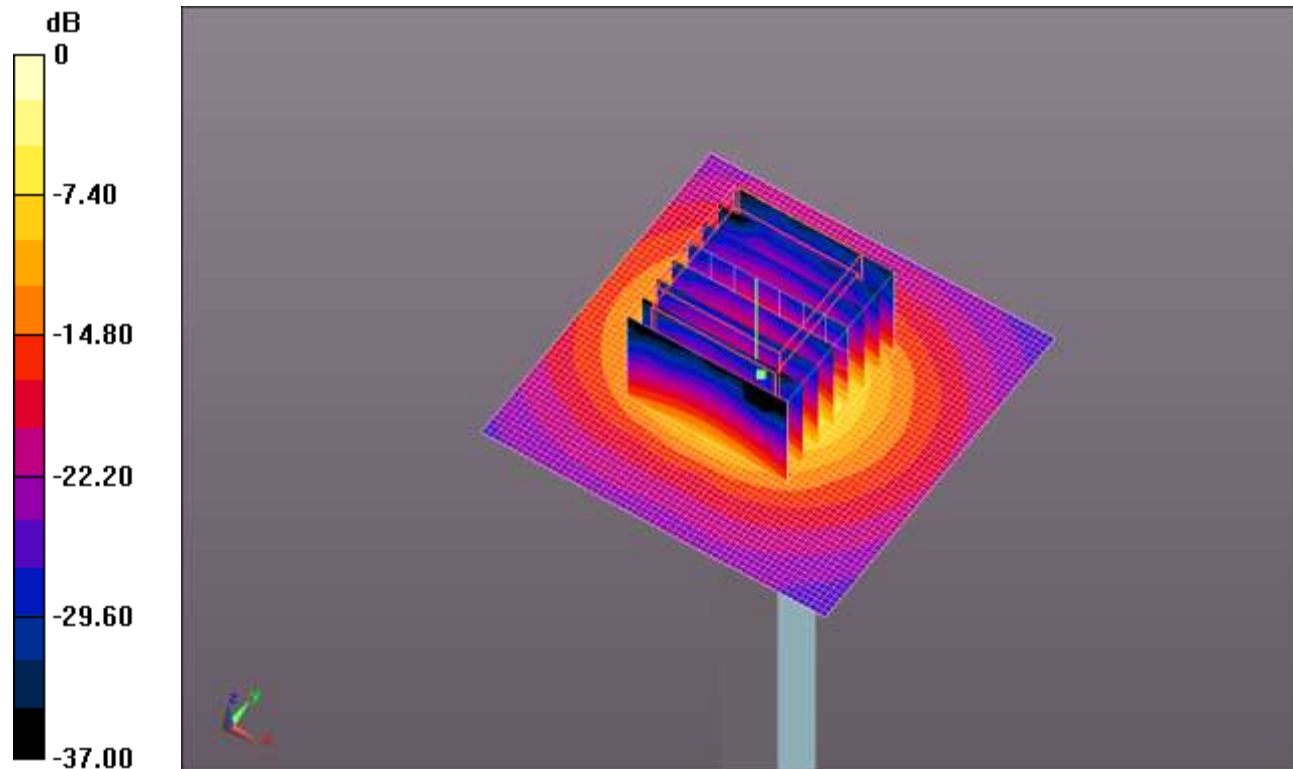
dz=1.4mm

Reference Value = 52.970 V/m; Power Drift = 0.14 dB

Peak SAR (extrapolated) = 34.9 W/kg

SAR(1 g) = 8.12 W/kg; SAR(10 g) = 2.27 W/kg

Maximum value of SAR (measured) = 19.6 W/kg

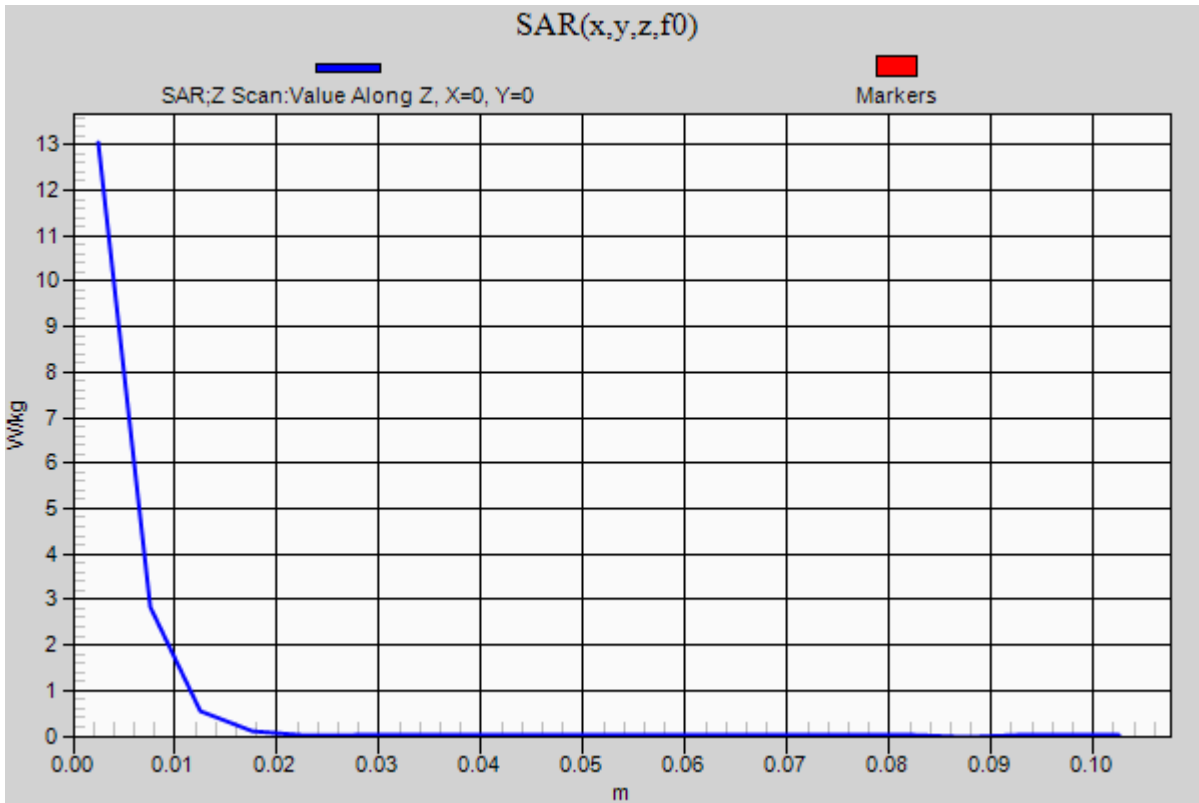


0 dB = 19.6 W/kg = 12.92 dBW/kg

20130304 SystemPerformanceCheck-D5GHzV2 SN 1003

Frequency: 5200 MHz; Duty Cycle: 1:1

Body/5.2 GHz, Pin=100mW/Z Scan (1x1x21): Measurement grid: dx=20mm, dy=20mm, dz=5mm
Maximum value of SAR (measured) = 13.0 W/kg



20130304 SystemPerformanceCheck-D5GHzV2 SN 1003

Frequency: 5600 MHz; Duty Cycle: 1:1; Room Ambient Temperature: 24.0°C; Liquid Temperature: 23.0°C

Medium parameters used: $f = 5600$ MHz; $\sigma = 5.644$ S/m; $\epsilon_r = 47.35$; $\rho = 1000$ kg/m³

DASY5 Configuration:

- Area Scan Setting: Find Secondary Maximum Within: 2.0 dB and with a peak SAR value greater than 0.0012W/kg
- Averaged Fast SAR: Polynomial fit
- Electronics: DAE3 Sn427; Calibrated: 1/9/2013
- Probe: EX3DV4 - SN3751; ConvF(3.63, 3.63, 3.63); Calibrated: 11/15/2012;
- Sensor-Surface: 1.4mm (Mechanical Surface Detection)
- Phantom: ELI v5.0 (B); Type: QDOVA001BB; Serial: 1118

Body/5.6 GHz, Pin=100mW/Area Scan (61x61x1): Interpolated grid: dx=1.000 mm, dy=1.000 mm

Reference Value = 52.106 V/m; Power Drift = 0.14 dB

Fast SAR: SAR(1 g) = 7.99 W/kg; SAR(10 g) = 2.19 W/kg

Maximum value of SAR (interpolated) = 21.6 W/kg

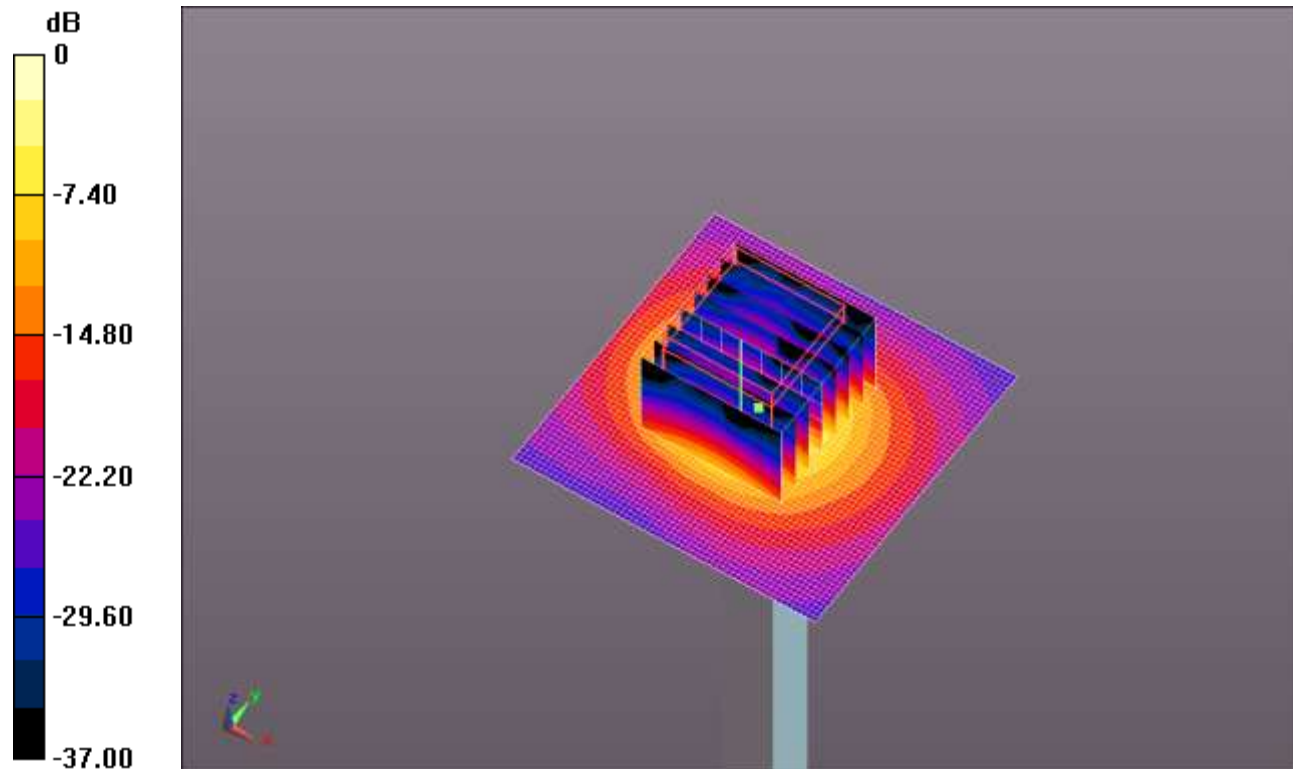
Body/5.6 GHz, Pin=100mW/Zoom Scan (8x8x7)/Cube 0: Measurement grid: dx=4mm, dy=4mm, dz=1.4mm

Reference Value = 52.106 V/m; Power Drift = 0.14 dB

Peak SAR (extrapolated) = 39.2 W/kg

SAR(1 g) = 8.42 W/kg; SAR(10 g) = 2.34 W/kg

Maximum value of SAR (measured) = 20.9 W/kg

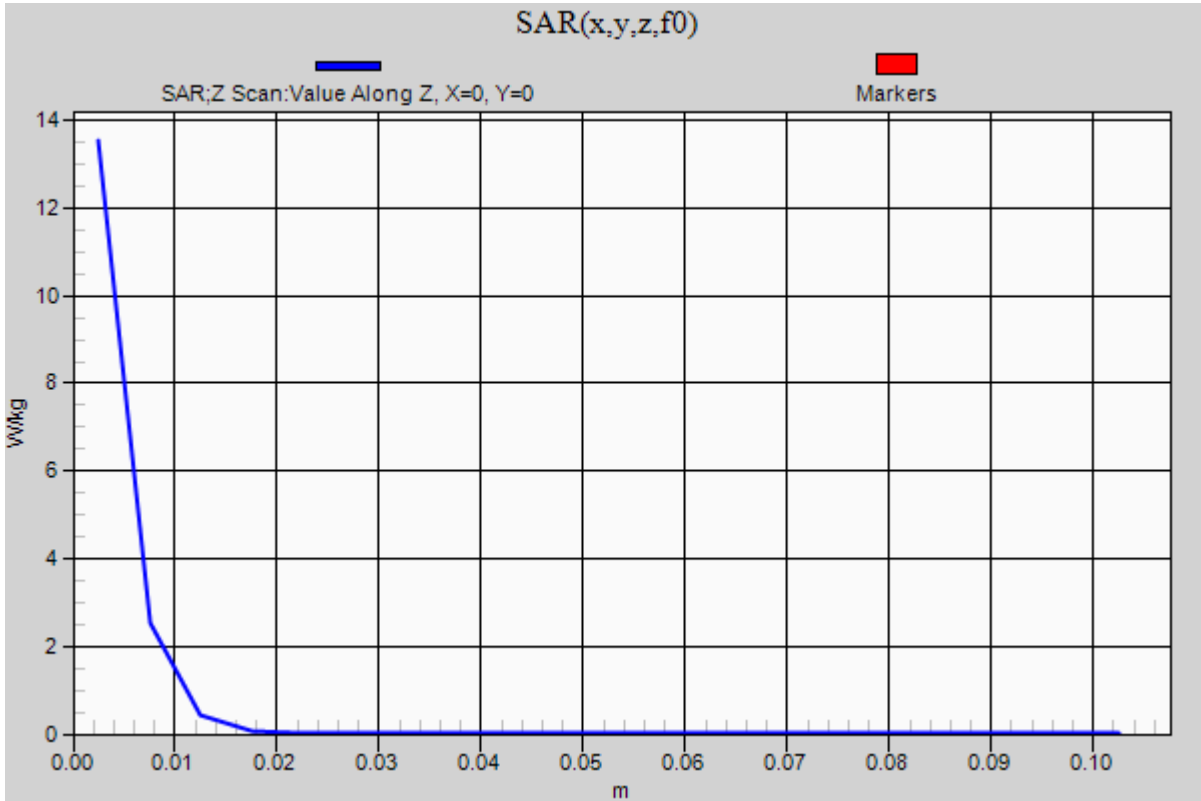


0 dB = 20.9 W/kg = 13.20 dBW/kg

20130304 SystemPerformanceCheck-D5GHzV2 SN 1003

Frequency: 5600 MHz; Duty Cycle: 1:1

Body/5.6 GHz, Pin=100mW/Z Scan (1x1x21): Measurement grid: dx=20mm, dy=20mm, dz=5mm
Maximum value of SAR (measured) = 13.5 W/kg



20130304 SystemPerformanceCheck-D5GHzV2 SN 1003

Frequency: 5800 MHz; Duty Cycle: 1:1; Room Ambient Temperature: 24.0°C; Liquid Temperature: 23.0°C

Medium parameters used: $f = 5800$ MHz; $\sigma = 5.912$ S/m; $\epsilon_r = 47.064$; $\rho = 1000$ kg/m³

DASY5 Configuration:

- Area Scan Setting: Find Secondary Maximum Within: 2.0 dB and with a peak SAR value greater than 0.0012W/kg
- Averaged Fast SAR: Polynomial fit
- Electronics: DAE3 Sn427; Calibrated: 1/9/2013
- Probe: EX3DV4 - SN3751; ConvF(3.88, 3.88, 3.88); Calibrated: 11/15/2012;
- Sensor-Surface: 1.4mm (Mechanical Surface Detection (Locations From Previous Scan Used)), Sensor-Surface: 1.4mm (Mechanical Surface Detection)
- Phantom: ELI v5.0 (B); Type: QDOVA001BB; Serial: 1118

Body/5.8 GHz, Pin=100mW/Area Scan (61x61x1): Interpolated grid: dx=1.000 mm, dy=1.000 mm

Reference Value = 48.755 V/m; Power Drift = 0.12 dB

Fast SAR: SAR(1 g) = 7.51 W/kg; SAR(10 g) = 2.06 W/kg

Maximum value of SAR (interpolated) = 20.9 W/kg

Body/5.8 GHz, Pin=100mW/Zoom Scan (8x8x7)/Cube 0: Measurement grid: dx=4mm, dy=4mm,

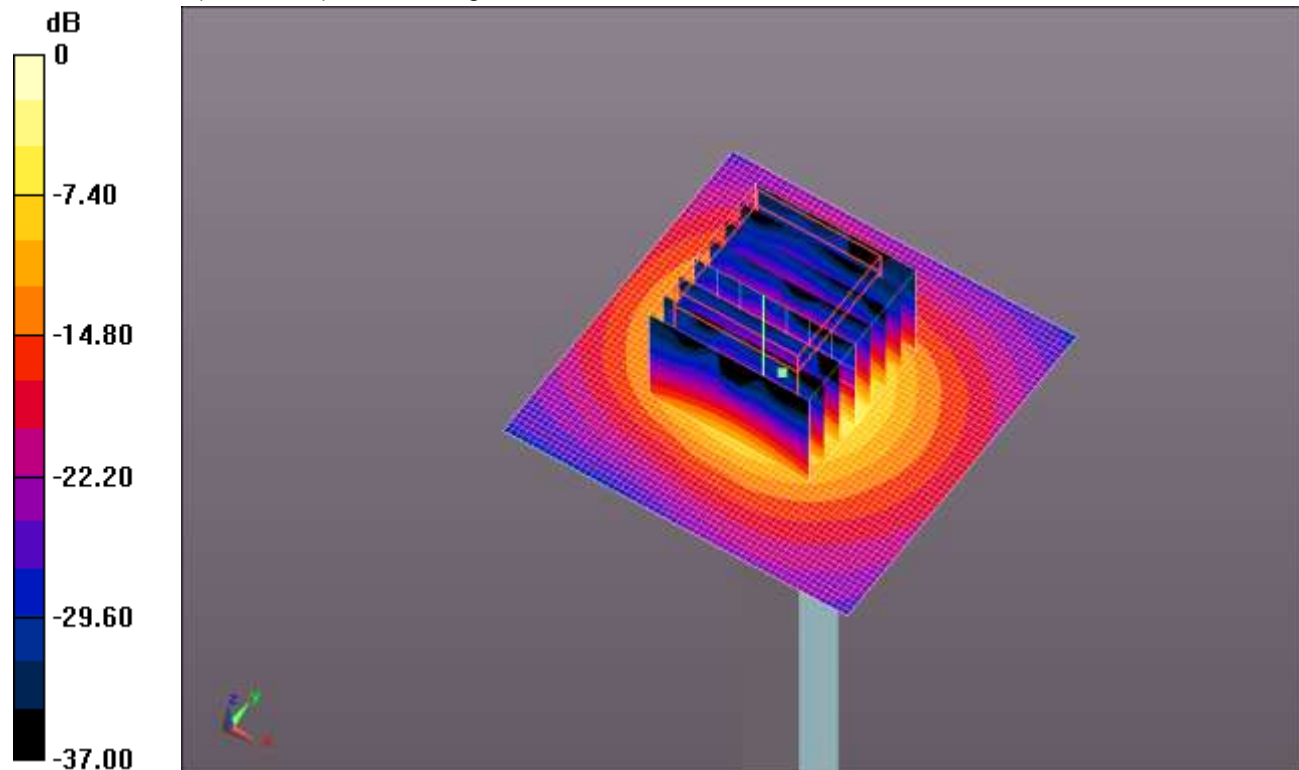
dz=1.4mm

Reference Value = 48.755 V/m; Power Drift = 0.12 dB

Peak SAR (extrapolated) = 35.9 W/kg

SAR(1 g) = 7.57 W/kg; SAR(10 g) = 2.12 W/kg

Maximum value of SAR (measured) = 18.9 W/kg

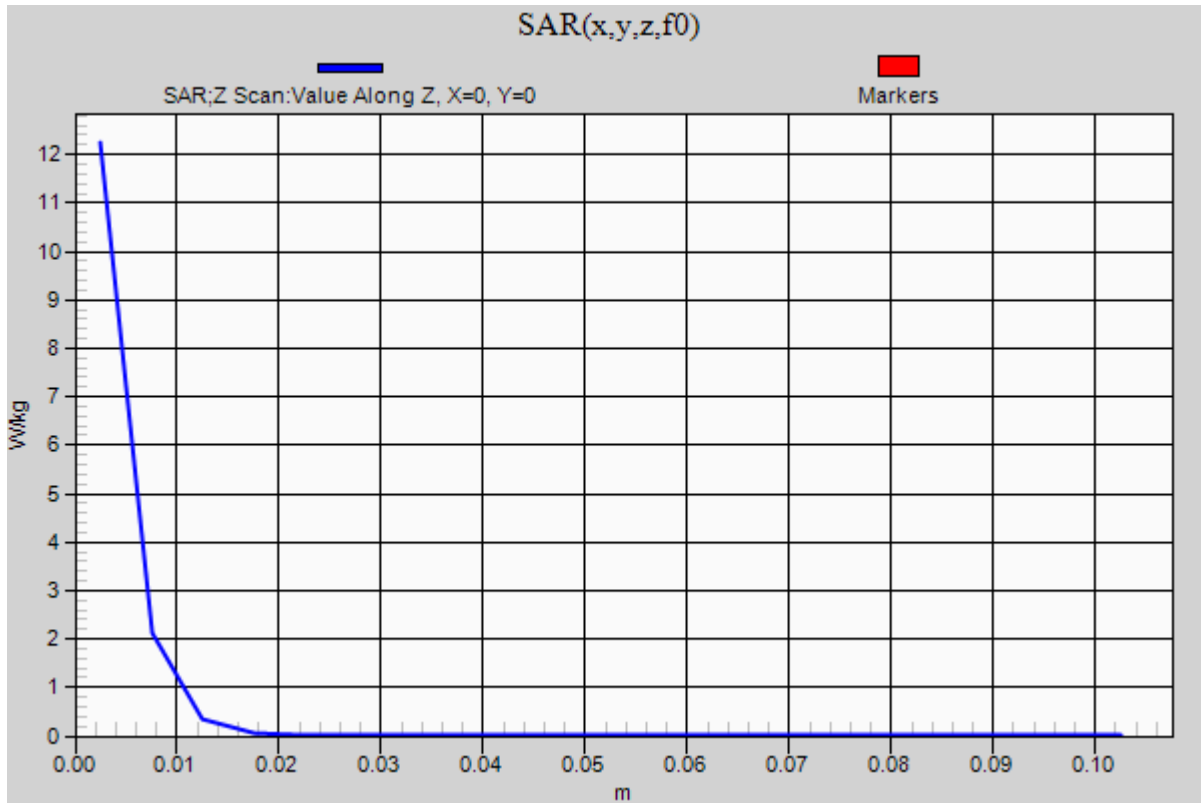


0 dB = 18.9 W/kg = 12.76 dBW/kg

20130304 SystemPerformanceCheck-D5GHzV2 SN 1003

Frequency: 5800 MHz; Duty Cycle: 1:1

Body/5.8 GHz, Pin=100mW/Z Scan (1x1x21): Measurement grid: dx=20mm, dy=20mm, dz=5mm
Maximum value of SAR (measured) = 12.2 W/kg



20130306 SystemPerformanceCheck-D2450V2 SN 706

Frequency: 2450 MHz; Duty Cycle: 1:1; Room Ambient Temperature: 24.0°C; Liquid Temperature: 23.0°C
 Medium parameters used: $f = 2450 \text{ MHz}$; $\sigma = 1.815 \text{ mho/m}$; $\epsilon_r = 38.286$; $\rho = 1000 \text{ kg/m}^3$

DASY5 Configuration:

- Area Scan Setting: Find Secondary Maximum Within: 2.0 dB and with a peak SAR value greater than 0.0012W/kg
- Averaged Fast SAR: Polynomial fit
- Electronics: DAE4 Sn1352; Calibrated: 10/8/2012
- Probe: EX3DV4 - SN3885; ConvF(6.97, 6.97, 6.97); Calibrated: 10/9/2012;
- Sensor-Surface: 2.5mm (Mechanical Surface Detection)
- Phantom: ELI v5.0 (B); Type: QDOVA001BB; Serial: 1185

Body/Pin=100 mW/Area Scan (71x71x1): Interpolated grid: dx=1.200 mm, dy=1.200 mm

Reference Value = 65.235 V/m; Power Drift = 0.01 dB

Fast SAR: SAR(1 g) = 5.5 W/kg; SAR(10 g) = 2.43 W/kg

Maximum value of SAR (interpolated) = 7.99 W/kg

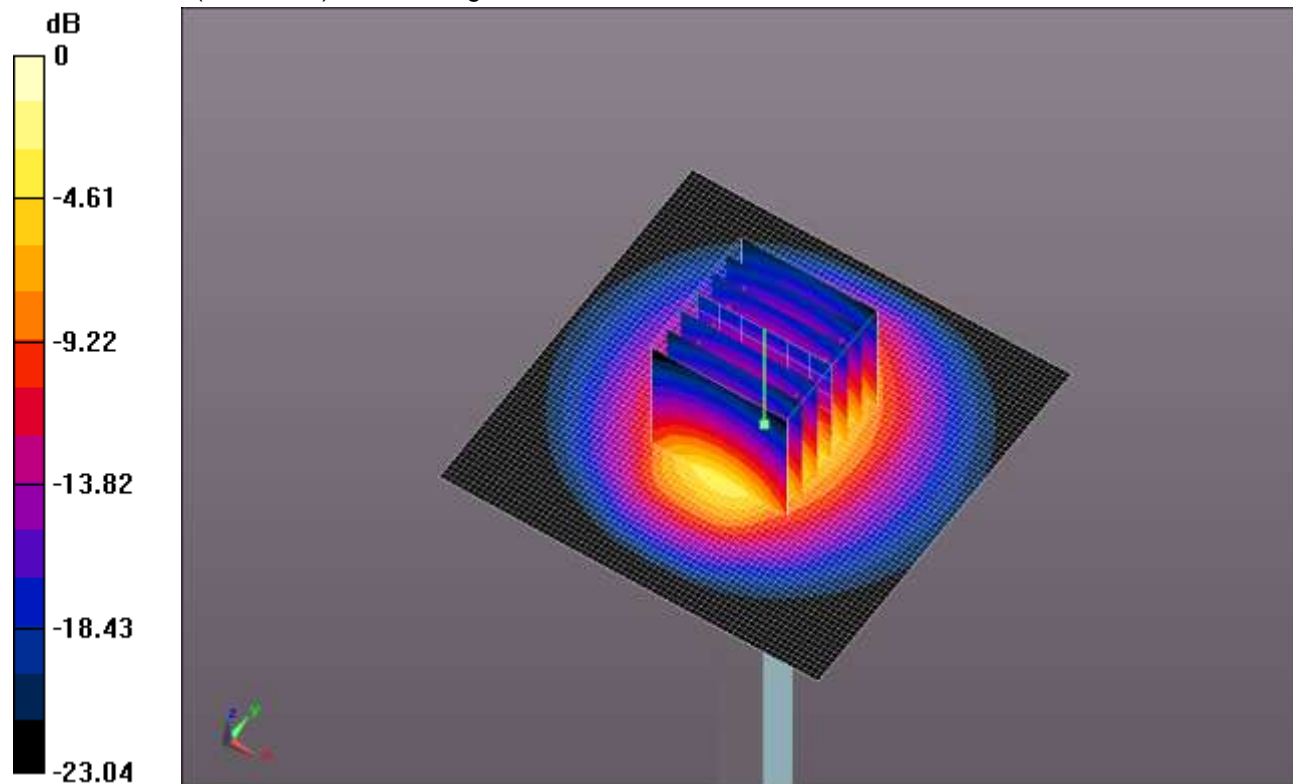
Body/Pin=100 mW/Zoom Scan (7x7x7)/Cube 0: Measurement grid: dx=5mm, dy=5mm, dz=5mm

Reference Value = 65.235 V/m; Power Drift = 0.01 dB

Peak SAR (extrapolated) = 11.6 W/kg

SAR(1 g) = 5.45 W/kg; SAR(10 g) = 2.49 W/kg

Maximum value of SAR (measured) = 7.82 W/kg

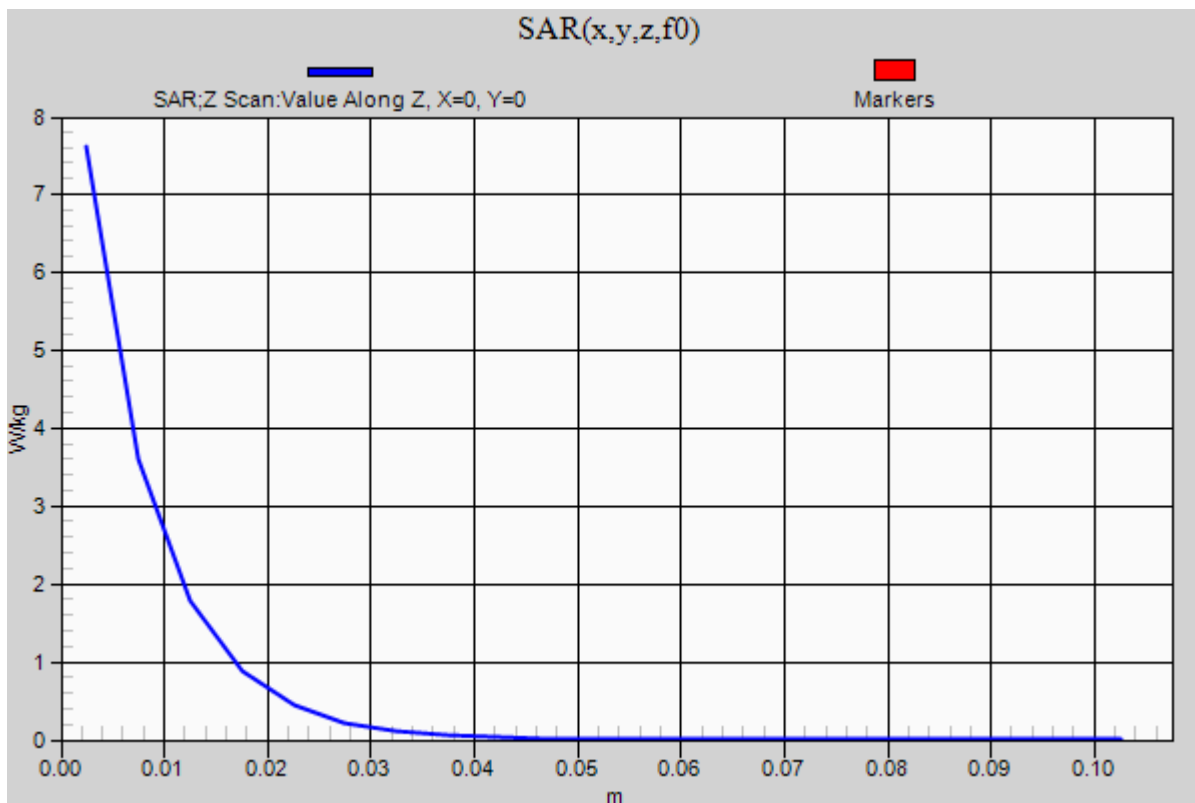


0 dB = 7.82 W/kg = 8.93 dBW/kg

20130306 SystemPerformanceCheck-D2450V2 SN 706

Frequency: 2450 MHz; Duty Cycle: 1:1

Body/Pin=100 mW/Z Scan (1x1x21): Measurement grid: dx=20mm, dy=20mm, dz=5mm
 Maximum value of SAR (measured) = 7.61 W/kg



Test Laboratory: UL CCS SAR Lab A Date: 3/11/2013

20130311 SystemPerformanceCheck-D835V2 SN 4d002

Frequency: 835 MHz; Duty Cycle: 1:1; Room Ambient Temperature: 24.0°C; Liquid Temperature: 23.0°C
 Medium parameters used: f = 835 MHz; $\sigma = 1.019 \text{ S/m}$; $\epsilon_r = 55.341$; $\rho = 1000 \text{ kg/m}^3$

DASY5 Configuration:

- Area Scan Setting: Find Secondary Maximum Within: 2.0 dB and with a peak SAR value greater than 0.0012W/kg
- Averaged Fast SAR: Polynomial fit
- Electronics: DAE4 Sn1343; Calibrated: 8/20/2012
- Probe: EX3DV4 - SN3749; ConvF(8.67, 8.67, 8.67); Calibrated: 1/15/2013;
- Sensor-Surface: 2.5mm (Mechanical Surface Detection)
- Phantom: ELI v5.0 (B); Type: QDOVA001BB; Serial: 1118

Body/Pin=100 mW/Area Scan (61x61x1): Interpolated grid: dx=1.500 mm, dy=1.500 mm

Reference Value = 35.157 V/m; Power Drift = -0.03 dB

Fast SAR: SAR(1 g) = 1.05 W/kg; SAR(10 g) = 0.702 W/kg

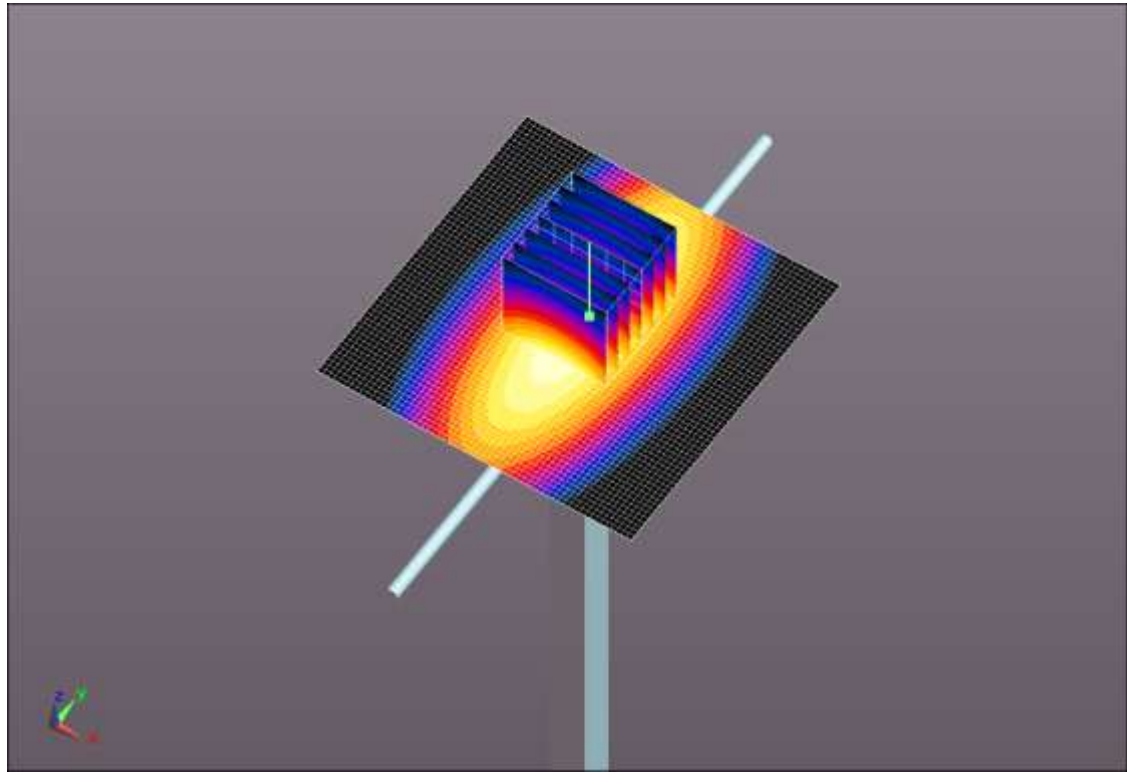
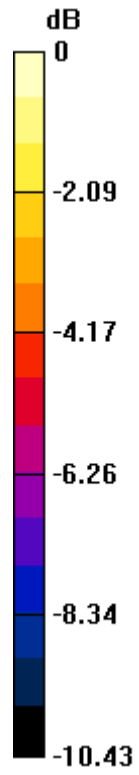
Maximum value of SAR (interpolated) = 1.25 W/kg

Body/Pin=100 mW/Zoom Scan (7x7x7)/Cube 0: Measurement grid: dx=5mm, dy=5mm, dz=5mm

Reference Value = 35.157 V/m; Power Drift = -0.03 dB

Peak SAR (extrapolated) = 1.54 W/kg

SAR(1 g) = 1.02 W/kg; SAR(10 g) = 0.671 W/kg
Maximum value of SAR (measured) = 1.25 W/kg

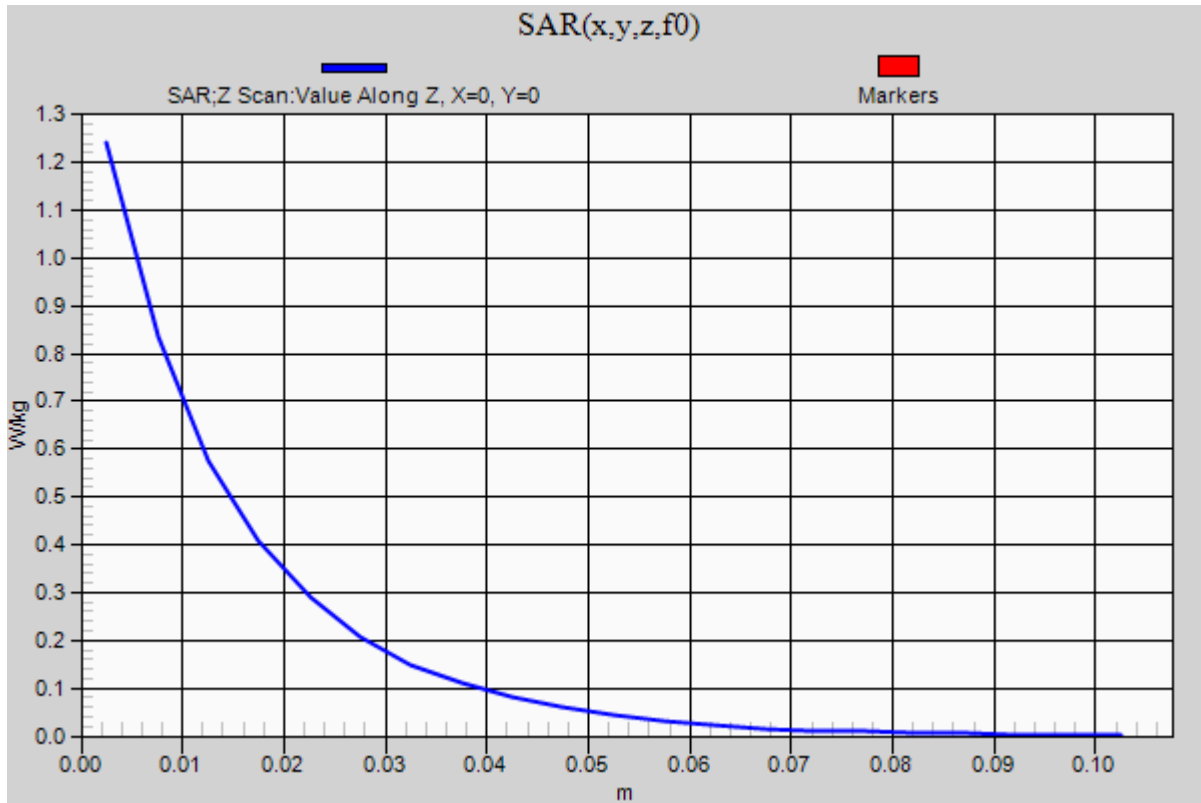


0 dB = 1.25 W/kg = 0.97 dBW/kg

20130311 SystemPerformanceCheck-D835V2 SN 4d002

Frequency: 835 MHz; Duty Cycle: 1:1

Body/Pin=100 mW/Z Scan (1x1x21): Measurement grid: dx=20mm, dy=20mm, dz=5mm
Maximum value of SAR (measured) = 1.24 W/kg



20130311 SystemPerformanceCheck-D1900V2 SN 5d043

Frequency: 1900 MHz; Duty Cycle: 1:1; Room Ambient Temperature: 24.0°C; Liquid Temperature: 23.0°C

Medium parameters used: $f = 1900$ MHz; $\sigma = 1.524$ S/m; $\epsilon_r = 50.806$; $\rho = 1000$ kg/m³

DASY5 Configuration:

- Area Scan Setting: Find Secondary Maximum Within: 2.0 dB and with a peak SAR value greater than 0.0012W/kg
- Averaged Fast SAR: Polynomial fit
- Electronics: DAE4 Sn1343; Calibrated: 8/20/2012
- Probe: EX3DV4 - SN3749; ConvF(6.99, 6.99, 6.99); Calibrated: 1/15/2013;
- Sensor-Surface: 2.5mm (Mechanical Surface Detection)
- Phantom: ELI v5.0 (A); Type: QDOVA001BB; Serial: 1119

Body/Pin=100 mW/Area Scan (61x61x1): Interpolated grid: dx=1.500 mm, dy=1.500 mm

Reference Value = 61.400 V/m; Power Drift = 0.02 dB

Fast SAR: SAR(1 g) = 4.2 W/kg; SAR(10 g) = 2.1 W/kg

Maximum value of SAR (interpolated) = 5.62 W/kg

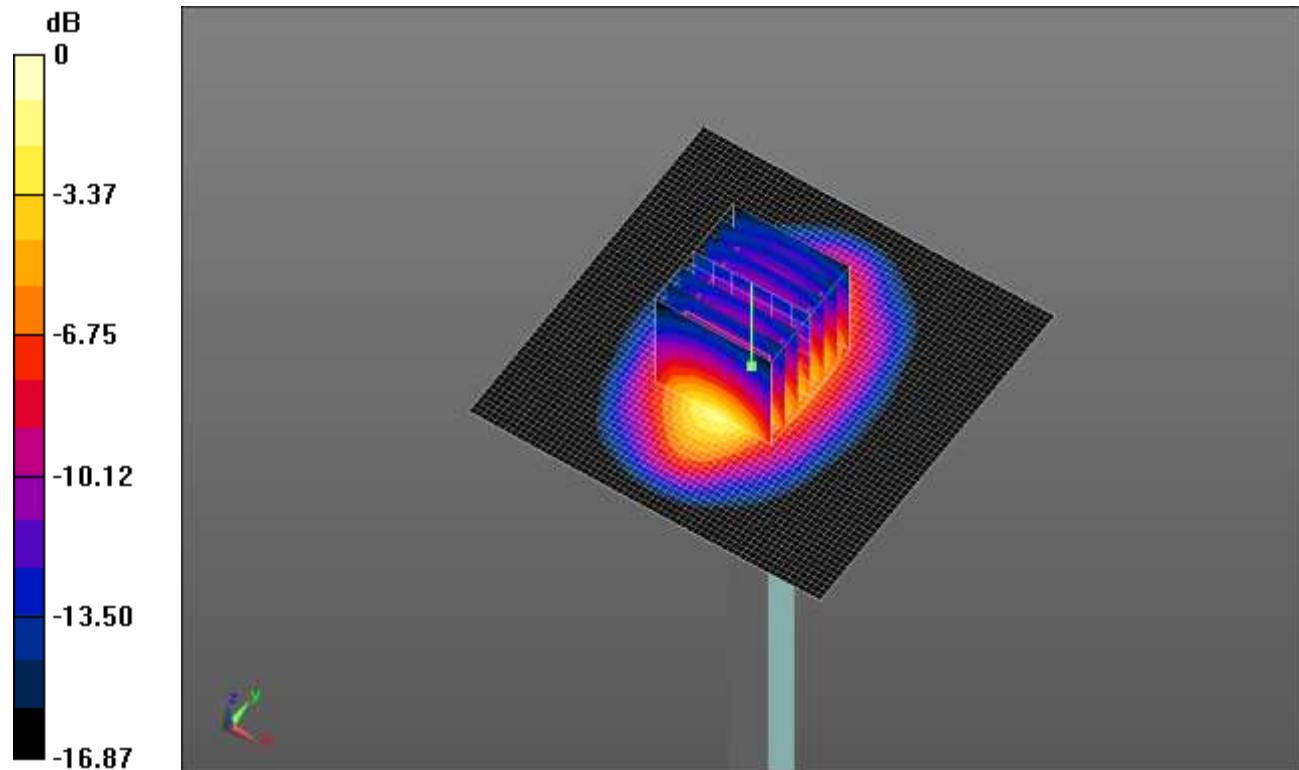
Body/Pin=100 mW/Zoom Scan (7x7x7)/Cube 0: Measurement grid: dx=5mm, dy=5mm, dz=5mm

Reference Value = 61.400 V/m; Power Drift = 0.02 dB

Peak SAR (extrapolated) = 7.43 W/kg

SAR(1 g) = 4.18 W/kg; SAR(10 g) = 2.2 W/kg

Maximum value of SAR (measured) = 5.60 W/kg



0 dB = 5.60 W/kg = 7.48 dBW/kg

20130311 SystemPerformanceCheck-D1900V2 SN 5d043

Frequency: 1900 MHz; Duty Cycle: 1:1

Body/Pin=100 mW/Z Scan (1x1x21): Measurement grid: dx=20mm, dy=20mm, dz=5mm
Maximum value of SAR (measured) = 5.61 W/kg

