

### CDMA BC0

Frequency: 836.52 MHz; Duty Cycle: 1:1; Room Ambient Temperature: 24.0°C; Liquid Temperature: 23.0°C  
 Medium parameters used (interpolated):  $f = 836.52$  MHz;  $\sigma = 0.991$  mho/m;  $\epsilon_r = 54.1$ ;  $\rho = 1000$  kg/m<sup>3</sup> ;  
 DASY4 Configuration:

- Area Scan setting - Find Secondary Maximum Within: 2.0 dB and with a peak SAR value greater than 0.0012W/kg
- Electronics: DAE3 Sn500; Calibrated: 6/13/2012
- Probe: EX3DV4 - SN3749; ConvF(8.84, 8.84, 8.84); Calibrated: 1/27/2012
- Sensor-Surface: 2.5mm (Mechanical Surface Detection)
- Phantom: Flat Phantom ELI4.0; Type: QDOVA001BB; Serial: SN:1017

**Rear Prox Off\_1xRTT\_RC3 SO32\_Ch 384/Area Scan (8x9x1):** Measurement grid: dx=15mm, dy=15mm

[Info: Interpolated medium parameters used for SAR evaluation.](#)

Maximum value of SAR (measured) = 0.192 mW/g

**Rear Prox Off\_1xRTT\_RC3 SO32\_Ch 384/Zoom Scan (5x5x7)/Cube 0:** Measurement grid: dx=8mm, dy=8mm, dz=5mm

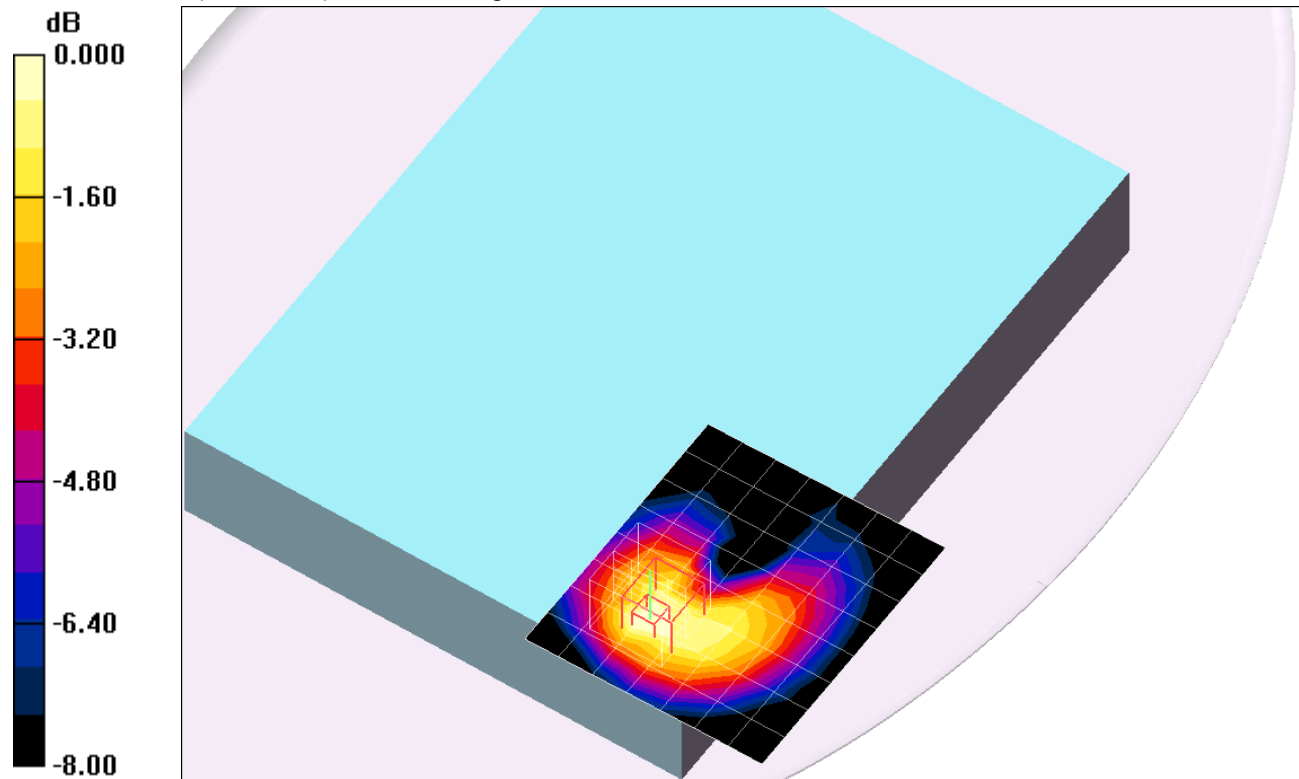
Reference Value = 14.1 V/m; Power Drift = -0.10 dB

Peak SAR (extrapolated) = 0.222 W/kg

**SAR(1 g) = 0.142 mW/g; SAR(10 g) = 0.093 mW/g**

[Info: Interpolated medium parameters used for SAR evaluation.](#)

Maximum value of SAR (measured) = 0.178 mW/g



0 dB = 0.178mW/g

## CDMA BC0

Frequency: 836.52 MHz; Duty Cycle: 1:1; Room Ambient Temperature: 24.0°C; Liquid Temperature: 23.0°C  
 Medium parameters used (interpolated):  $f = 836.52$  MHz;  $\sigma = 1.012$  mho/m;  $\epsilon_r = 53.092$ ;  $\rho = 1000$  kg/m<sup>3</sup>

DASY5 Configuration:

- Area Scan Setting: Find Secondary Maximum Within: 2.0 dB and with a peak SAR value greater than 0.0012W/kg
- Electronics: DAE4 Sn1239; Calibrated: 6/6/2012
- Probe: EX3DV4 - SN3773; ConvF(8.74, 8.74, 8.74); Calibrated: 3/14/2012;
- Sensor-Surface: 2.5mm (Mechanical Surface Detection (Locations From Previous Scan Used)), Sensor-Surface: 2.5mm (Mechanical Surface Detection)
- Phantom: ELI v5.0 (A); Type: QDOVA001BB; Serial: 1117

**Edge 1 Prox Off/1xRTT\_RC3 SO32\_Ch 384/Area Scan (6x21x1):** Measurement grid: dx=15mm, dy=15mm

Info: [Interpolated medium parameters used for SAR evaluation.](#)

Maximum value of SAR (measured) = 0.365 W/kg

**Edge 1 Prox Off/1xRTT\_RC3 SO32\_Ch 384/Zoom Scan (5x5x7)/Cube 0:** Measurement grid: dx=8mm, dy=8mm, dz=5mm

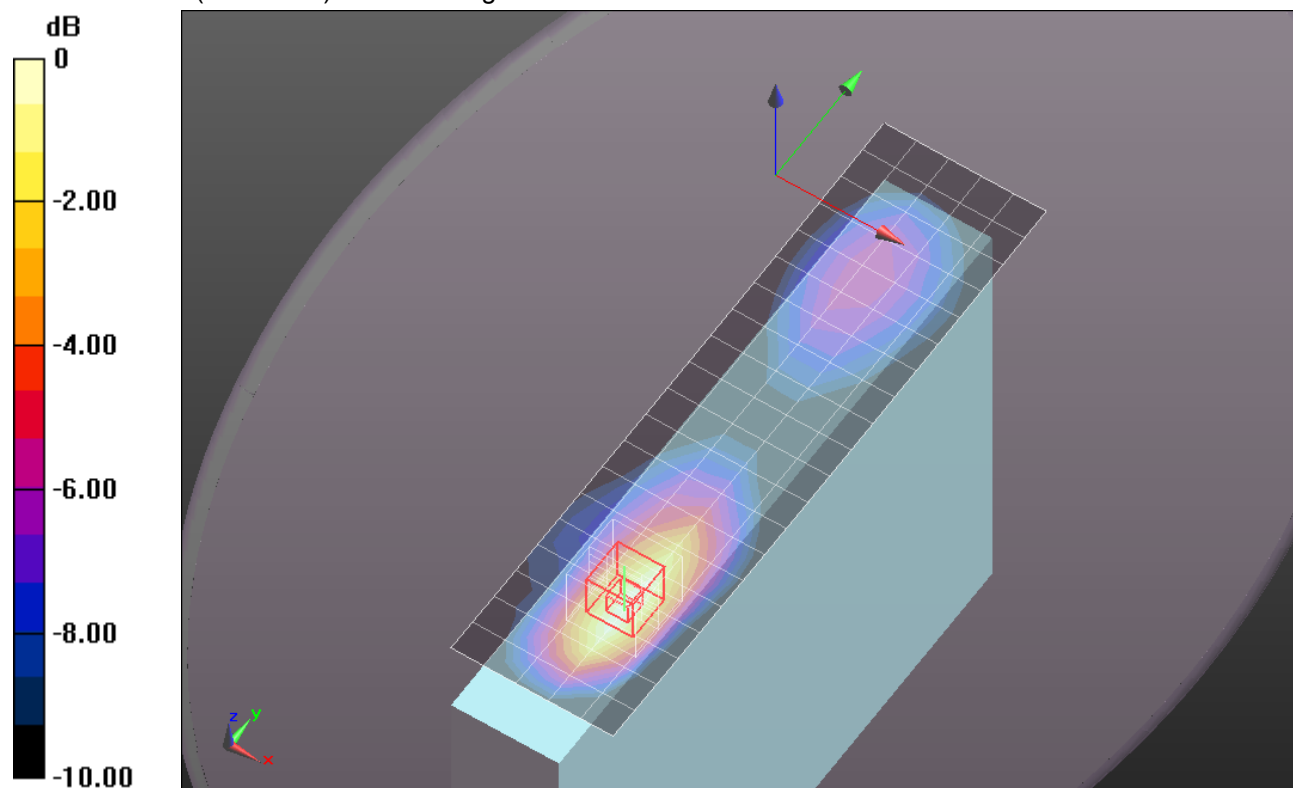
Reference Value = 19.323 V/m; Power Drift = 0.07 dB

Peak SAR (extrapolated) = 0.435 W/kg

**SAR(1 g) = 0.307 W/kg; SAR(10 g) = 0.202 W/kg**

Info: [Interpolated medium parameters used for SAR evaluation.](#)

Maximum value of SAR (measured) = 0.355 W/kg



0 dB = 0.355 W/kg = -4.50 dBW/kg

## CDMA BC0

Frequency: 824.7 MHz; Duty Cycle: 1:1; Room Ambient Temperature: 24.0°C; Liquid Temperature: 23.0°C  
 Medium parameters used:  $f = 825 \text{ MHz}$ ;  $\sigma = 0.976 \text{ mho/m}$ ;  $\epsilon_r = 54.2$ ;  $\rho = 1000 \text{ kg/m}^3$  ;

DASY4 Configuration:

- Area Scan setting - Find Secondary Maximum Within: 2.0 dB and with a peak SAR value greater than 0.0012W/kg
- Electronics: DAE3 Sn500; Calibrated: 6/13/2012
- Probe: EX3DV4 - SN3749; ConvF(8.84, 8.84, 8.84); Calibrated: 1/27/2012
- Sensor-Surface: 2.5mm (Mechanical Surface Detection (Locations From Previous Scan Used))Sensor-Surface: 2.5mm (Mechanical Surface Detection)
- Phantom: Flat Phantom ELI4.0; Type: QDOVA001BB; Serial: SN:1017

**Edge 1 Prox On\_1xRTT\_RC3 SO32\_Ch 1013/Area Scan (6x21x1):** Measurement grid: dx=15mm, dy=15mm

Maximum value of SAR (measured) = 1.14 mW/g

**Edge 1 Prox On\_1xRTT\_RC3 SO32\_Ch 1013/Zoom Scan (5x5x7)/Cube 0:** Measurement grid:

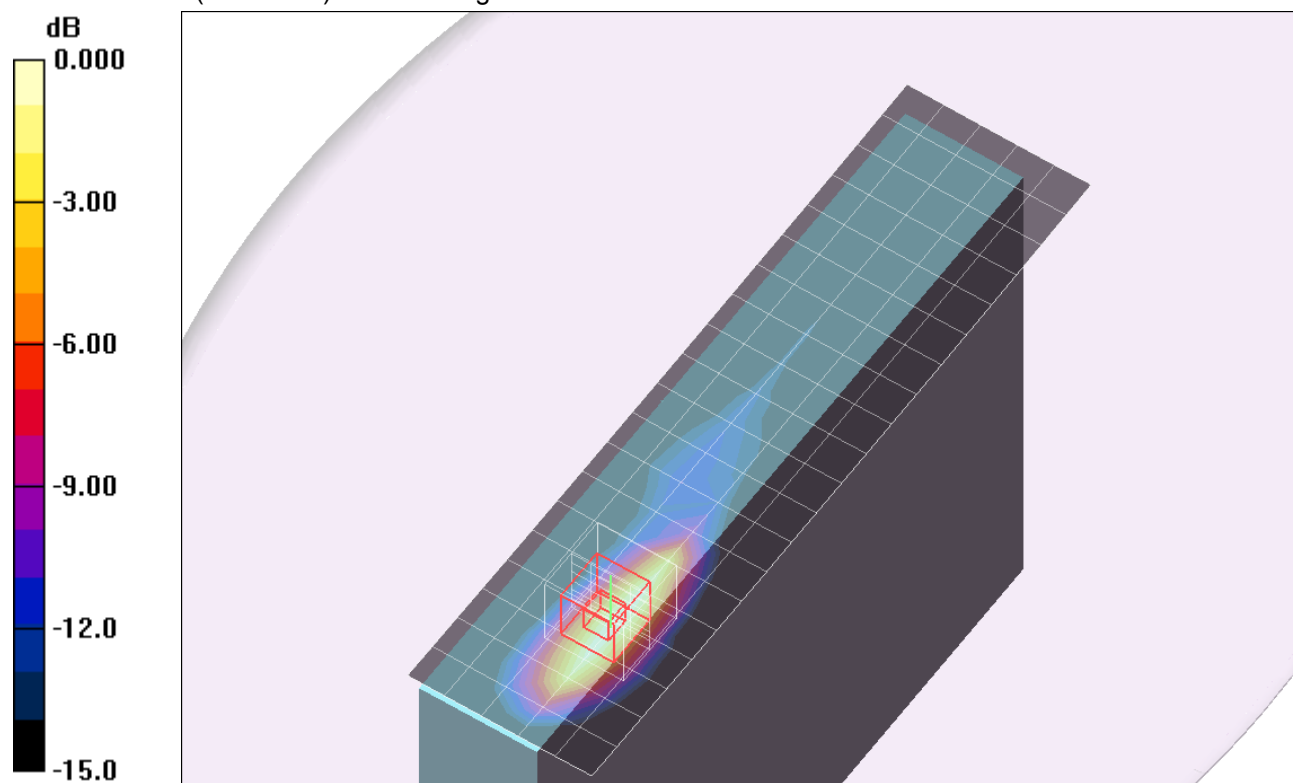
dx=8mm, dy=8mm, dz=5mm

Reference Value = 31.7 V/m; Power Drift = 0.083 dB

Peak SAR (extrapolated) = 1.66 W/kg

**SAR(1 g) = 0.835 mW/g; SAR(10 g) = 0.421 mW/g**

Maximum value of SAR (measured) = 1.01 mW/g



### CDMA BC0

Frequency: 836.52 MHz; Duty Cycle: 1:1; Room Ambient Temperature: 24.0°C; Liquid Temperature: 23.0°C  
 Medium parameters used (interpolated):  $f = 836.52$  MHz;  $\sigma = 0.991$  mho/m;  $\epsilon_r = 54.1$ ;  $\rho = 1000$  kg/m<sup>3</sup> ;

DASY4 Configuration:

- Area Scan setting - Find Secondary Maximum Within: 2.0 dB and with a peak SAR value greater than 0.0012W/kg
- Electronics: DAE3 Sn500; Calibrated: 6/13/2012
- Probe: EX3DV4 - SN3749; ConvF(8.84, 8.84, 8.84); Calibrated: 1/27/2012
- Sensor-Surface: 2.5mm (Mechanical Surface Detection (Locations From Previous Scan Used))Sensor-Surface: 2.5mm (Mechanical Surface Detection)
- Phantom: Flat Phantom ELI4.0; Type: QDOVA001BB; Serial: SN:1017

**Edge 1 Prox On\_1xRTT\_RC3 SO32\_Ch 384/Area Scan (6x21x1):** Measurement grid: dx=15mm, dy=15mm

[Info: Interpolated medium parameters used for SAR evaluation.](#)

Maximum value of SAR (measured) = 1.11 mW/g

**Edge 1 Prox On\_1xRTT\_RC3 SO32\_Ch 384/Zoom Scan (5x5x7)/Cube 0:** Measurement grid:

dx=8mm, dy=8mm, dz=5mm

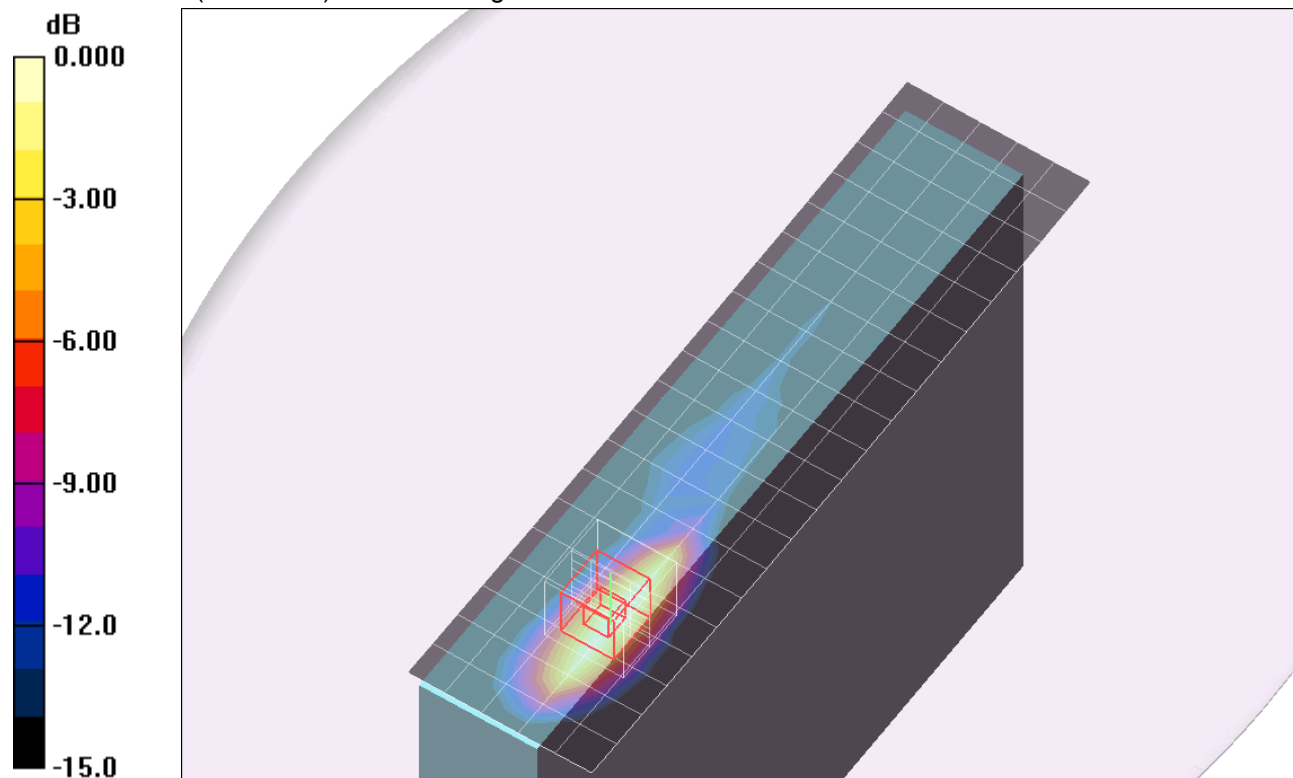
Reference Value = 31.5 V/m; Power Drift = 0.078 dB

Peak SAR (extrapolated) = 1.62 W/kg

**SAR(1 g) = 0.803 mW/g; SAR(10 g) = 0.409 mW/g**

[Info: Interpolated medium parameters used for SAR evaluation.](#)

Maximum value of SAR (measured) = 0.944 mW/g



0 dB = 0.944mW/g

## CDMA BC0

Frequency: 848.31 MHz; Duty Cycle: 1:1; Room Ambient Temperature: 24.0°C; Liquid Temperature: 23.0°C  
 Medium parameters used (interpolated):  $f = 848.31$  MHz;  $\sigma = 0.998$  mho/m;  $\epsilon_r = 53.9$ ;  $\rho = 1000$  kg/m<sup>3</sup> ;

DASY4 Configuration:

- Area Scan setting - Find Secondary Maximum Within: 2.0 dB and with a peak SAR value greater than 0.0012W/kg
- Electronics: DAE3 Sn500; Calibrated: 6/13/2012
- Probe: EX3DV4 - SN3749; ConvF(8.84, 8.84, 8.84); Calibrated: 1/27/2012
- Sensor-Surface: 2.5mm (Mechanical Surface Detection (Locations From Previous Scan Used))Sensor-Surface: 2.5mm (Mechanical Surface Detection)
- Phantom: Flat Phantom ELI4.0; Type: QDOVA001BB; Serial: SN:1017

**Edge 1 Prox On\_1xRTT\_RC3 SO32\_Ch 777/Area Scan (6x21x1):** Measurement grid: dx=15mm, dy=15mm

[Info: Interpolated medium parameters used for SAR evaluation.](#)

Maximum value of SAR (measured) = 1.16 mW/g

**Edge 1 Prox On\_1xRTT\_RC3 SO32\_Ch 777/Zoom Scan (5x5x7)/Cube 0:** Measurement grid:

dx=8mm, dy=8mm, dz=5mm

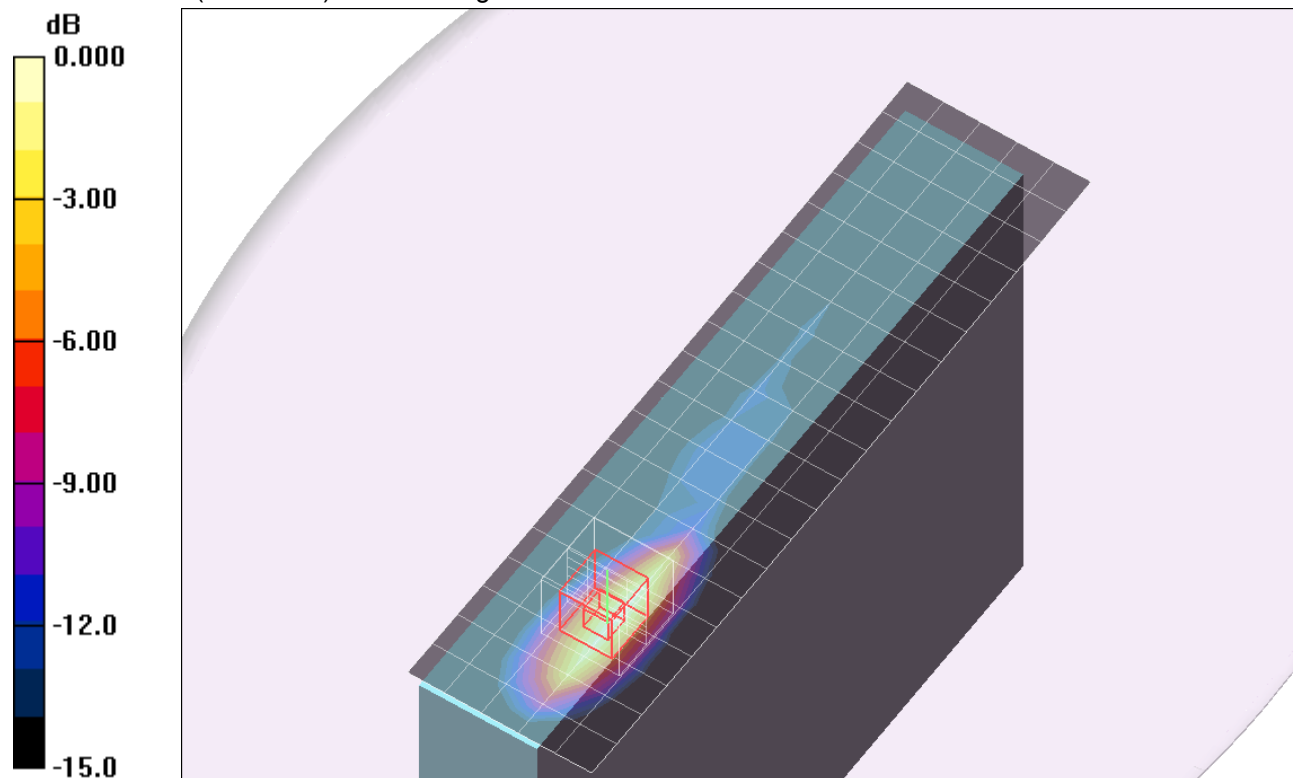
Reference Value = 32.3 V/m; Power Drift = 0.107 dB

Peak SAR (extrapolated) = 1.67 W/kg

**SAR(1 g) = 0.835 mW/g; SAR(10 g) = 0.432 mW/g**

[Info: Interpolated medium parameters used for SAR evaluation.](#)

Maximum value of SAR (measured) = 1.15 mW/g



0 dB = 1.15mW/g

### CDMA BC0

Frequency: 836.52 MHz; Duty Cycle: 1:1; Room Ambient Temperature: 24.0°C; Liquid Temperature: 23.0°C  
Medium parameters used (interpolated):  $f = 836.52$  MHz;  $\sigma = 0.991$  mho/m;  $\epsilon_r = 54.1$ ;  $\rho = 1000$  kg/m<sup>3</sup> ;

DASY4 Configuration:

- Area Scan setting - Find Secondary Maximum Within: 2.0 dB and with a peak SAR value greater than 0.0012W/kg
- Electronics: DAE3 Sn500; Calibrated: 6/13/2012
- Probe: EX3DV4 - SN3749; ConvF(8.84, 8.84, 8.84); Calibrated: 1/27/2012
- Sensor-Surface: 2.5mm (Mechanical Surface Detection (Locations From Previous Scan Used))Sensor-Surface: 2.5mm (Mechanical Surface Detection)
- Phantom: Flat Phantom ELI4.0; Type: QDOVA001BB; Serial: SN:1017

**Edge 4 Prox Off\_1xRTT\_RC3 SO32\_Ch 384/Area Scan (7x11x1):** Measurement grid: dx=15mm, dy=15mm

Info: [Interpolated medium parameters used for SAR evaluation.](#)

Maximum value of SAR (measured) = 0.238 mW/g

**Edge 4 Prox Off\_1xRTT\_RC3 SO32\_Ch 384/Zoom Scan (5x5x7)/Cube 0:** Measurement grid:

dx=8mm, dy=8mm, dz=5mm

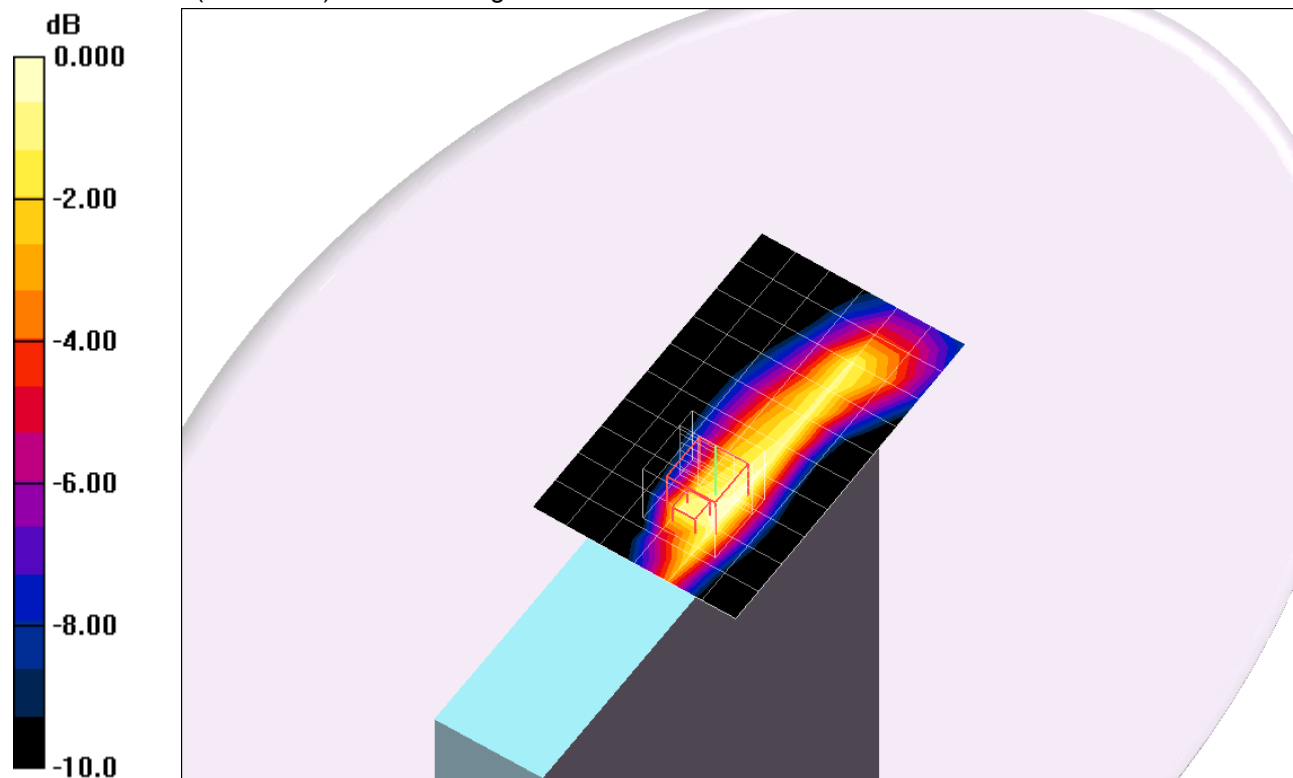
Reference Value = 15.0 V/m; Power Drift = 0.123 dB

Peak SAR (extrapolated) = 0.398 W/kg

**SAR(1 g) = 0.200 mW/g; SAR(10 g) = 0.117 mW/g**

Info: [Interpolated medium parameters used for SAR evaluation.](#)

Maximum value of SAR (measured) = 0.254 mW/g



0 dB = 0.254mW/g

## CDMA BC 0

Frequency: 836.52 MHz; Duty Cycle: 1:1; Room Ambient Temperature: 24.0°C; Liquid Temperature: 23.0°C

Medium parameters used (interpolated):  $f = 836.52$  MHz;  $\sigma = 0.988$  mho/m;  $\epsilon_r = 53.615$ ;  $\rho = 1000$  kg/m<sup>3</sup>

DASY5 Configuration:

- Area Scan setting - Find Secondary Maximum Within: 2.0 dB and with a peak SAR value greater than 0.0012W/kg
- Electronics: DAE4 Sn1239; Calibrated: 6/6/2012
- Probe: EX3DV4 - SN3773; ConvF(8.74, 8.74, 8.74); Calibrated: 3/14/2012
- Sensor-Surface: 2.5mm (Mechanical Surface Detection)
- Phantom: ELI v5.0 (A); Type: QDOVA001BB; Serial: 1117

**Rear Prox. Off/1xEVDO\_Rel. 0\_Ch 384/Area Scan (8x9x1):** Measurement grid: dx=15mm, dy=15mm

[Info: Interpolated medium parameters used for SAR evaluation.](#)

Maximum value of SAR (measured) = 0.226 mW/g

**Rear Prox. Off/1xEVDO\_Rel. 0\_Ch 384/Zoom Scan (5x5x7)/Cube 0:** Measurement grid: dx=8mm, dy=8mm, dz=5mm

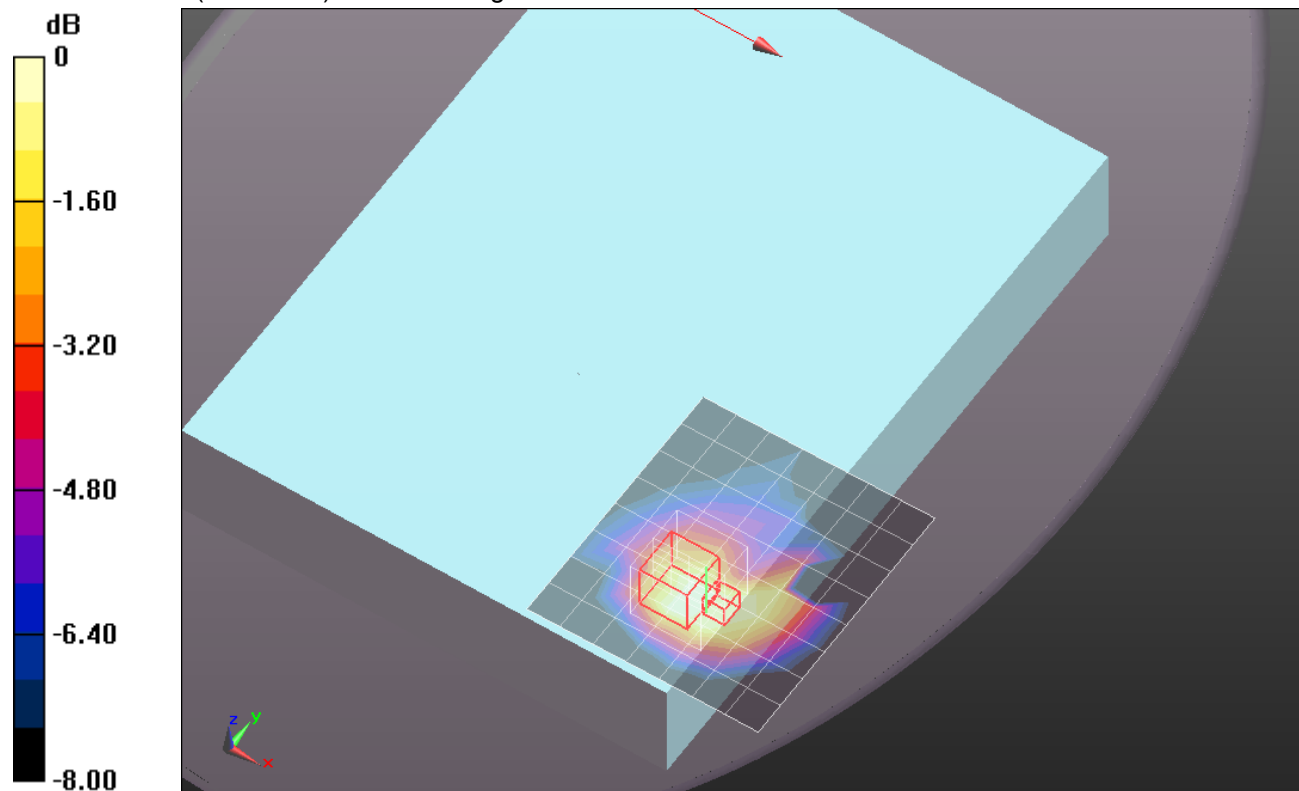
Reference Value = 16.265 V/m; Power Drift = -0.02 dB

Peak SAR (extrapolated) = 0.3350

**SAR(1 g) = 0.195 mW/g; SAR(10 g) = 0.101 mW/g**

[Info: Interpolated medium parameters used for SAR evaluation.](#)

Maximum value of SAR (measured) = 0.236 mW/g



0 dB = 0.240mW/g = -12.40 dB mW/g

## CDMA BC0

Frequency: 836.52 MHz; Duty Cycle: 1:1; Room Ambient Temperature: 24.0°C; Liquid Temperature: 23.0°C  
 Medium parameters used (interpolated):  $f = 836.52 \text{ MHz}$ ;  $\sigma = 1.008 \text{ mho/m}$ ;  $\epsilon_r = 54.292$ ;  $\rho = 1000 \text{ kg/m}^3$

DASY5 Configuration:

- Area Scan Setting: Find Secondary Maximum Within: 2.0 dB and with a peak SAR value greater than 0.0012W/kg
- Electronics: DAE4 Sn1239; Calibrated: 6/6/2012
- Probe: EX3DV4 - SN3773; ConvF(8.74, 8.74, 8.74); Calibrated: 3/14/2012;
- Sensor-Surface: 2.5mm (Mechanical Surface Detection)
- Phantom: ELI v5.0 (A); Type: QDOVA001BB; Serial: 1117

**Edge 1 Prox Off/1xEVDO\_Rel. 0\_Ch 384/Area Scan (6x21x1):** Measurement grid: dx=15mm, dy=15mm

Info: [Interpolated medium parameters used for SAR evaluation.](#)

Maximum value of SAR (measured) = 0.419 W/kg

**Edge 1 Prox Off/1xEVDO\_Rel. 0\_Ch 384/Zoom Scan (5x5x7)/Cube 0:** Measurement grid:

dx=8mm, dy=8mm, dz=5mm

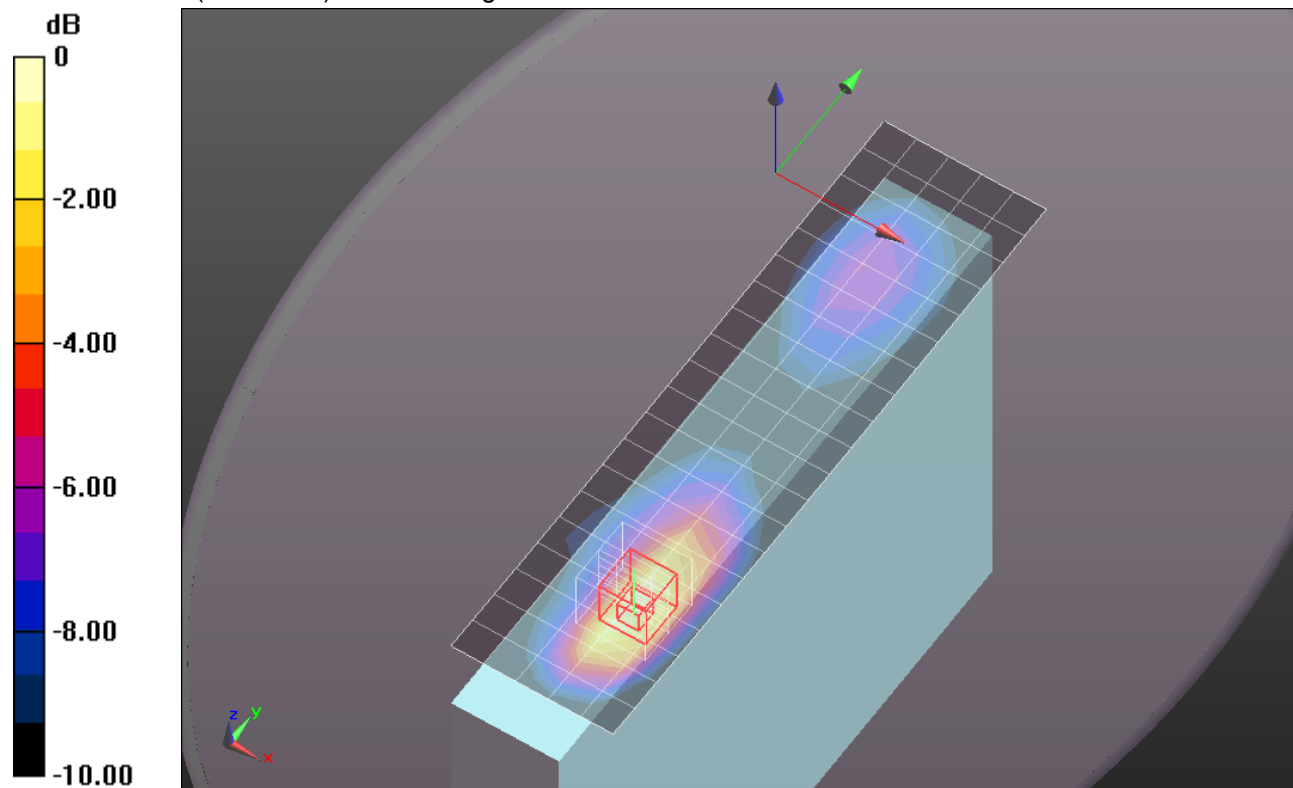
Reference Value = 20.600 V/m; Power Drift = -0.21 dB

Peak SAR (extrapolated) = 0.549 W/kg

**SAR(1 g) = 0.379 W/kg; SAR(10 g) = 0.243 W/kg**

Info: [Interpolated medium parameters used for SAR evaluation.](#)

Maximum value of SAR (measured) = 0.459 W/kg



0 dB = 0.459 W/kg = -3.38 dBW/kg

## CDMA BC 0

Frequency: 824.7 MHz; Duty Cycle: 1:1; Room Ambient Temperature: 24.0°C; Liquid Temperature: 23.0°C  
 Medium parameters used:  $f = 825 \text{ MHz}$ ;  $\sigma = 0.976 \text{ mho/m}$ ;  $\epsilon_r = 54.029$ ;  $\rho = 1000 \text{ kg/m}^3$

DASY5 Configuration:

- Area Scan setting - Find Secondary Maximum Within: 2.0 dB and with a peak SAR value greater than 0.0012W/kg
- Electronics: DAE4 Sn1239; Calibrated: 6/6/2012
- Probe: EX3DV4 - SN3773; ConvF(8.74, 8.74, 8.74); Calibrated: 3/14/2012
- Sensor-Surface: 2.5mm (Mechanical Surface Detection (Locations From Previous Scan Used)), Sensor-Surface: 2.5mm (Mechanical Surface Detection)
- Phantom: ELI v5.0 (A); Type: QDOVA001BB; Serial: 1117

**Edge 1 Prox. On/1xEVDO\_Rel. 0\_Ch 1013/Area Scan (6x21x1):** Measurement grid:  $dx=15\text{mm}$ ,  $dy=15\text{mm}$

Maximum value of SAR (measured) = 0.981 mW/g

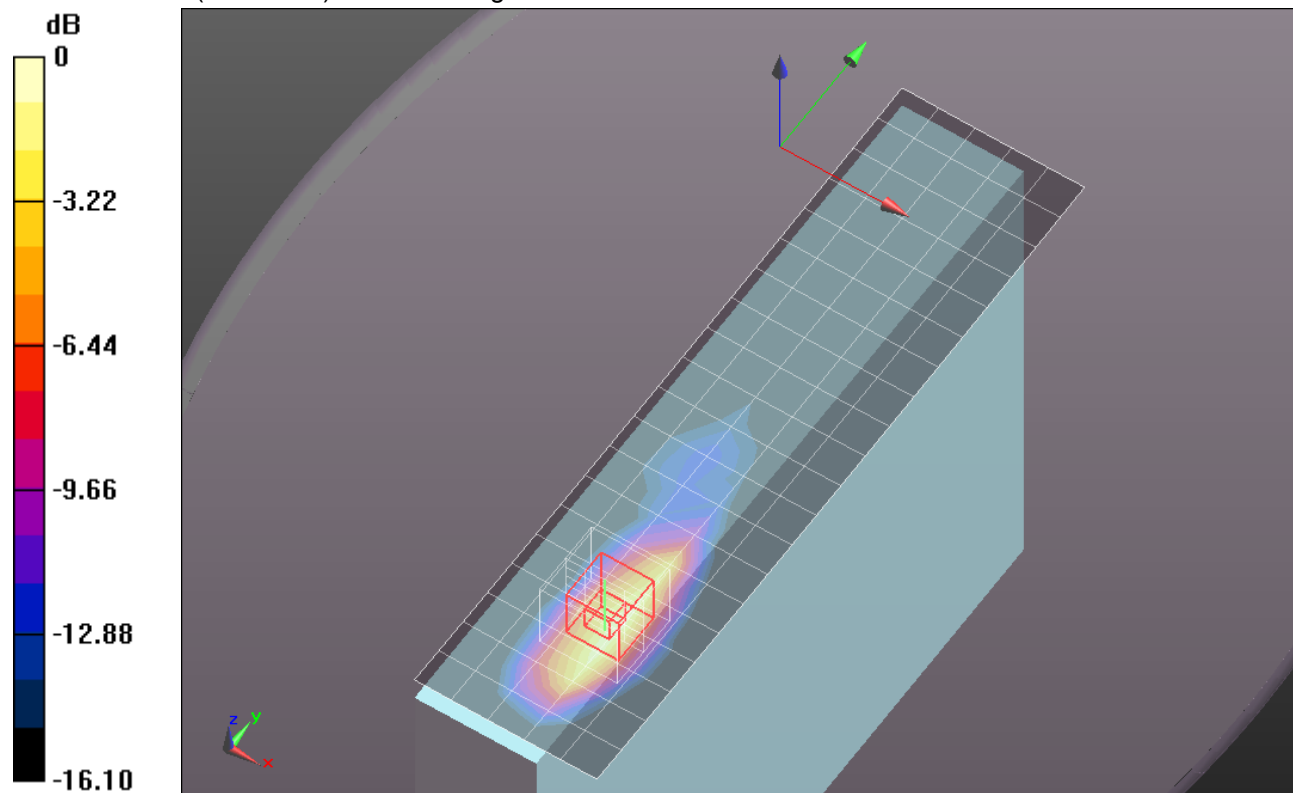
**Edge 1 Prox. On/1xEVDO\_Rel. 0\_Ch 1013/Zoom Scan (5x5x7)/Cube 0:** Measurement grid:  $dx=8\text{mm}$ ,  $dy=8\text{mm}$ ,  $dz=5\text{mm}$

Reference Value = 30.424 V/m; Power Drift = 0.16 dB

Peak SAR (extrapolated) = 2.2190

**SAR(1 g) = 0.897 mW/g; SAR(10 g) = 0.445 mW/g**

Maximum value of SAR (measured) = 1.252 mW/g



0 dB = 1.250mW/g = 1.94 dB mW/g

## CDMA BC 0

Frequency: 836.52 MHz; Duty Cycle: 1:1; Room Ambient Temperature: 24.0°C; Liquid Temperature: 23.0°C  
 Medium parameters used (interpolated):  $f = 836.52 \text{ MHz}$ ;  $\sigma = 0.988 \text{ mho/m}$ ;  $\epsilon_r = 53.615$ ;  $\rho = 1000 \text{ kg/m}^3$

DASY5 Configuration:

- Area Scan setting - Find Secondary Maximum Within: 2.0 dB and with a peak SAR value greater than 0.0012W/kg
- Electronics: DAE4 Sn1239; Calibrated: 6/6/2012
- Probe: EX3DV4 - SN3773; ConvF(8.74, 8.74, 8.74); Calibrated: 3/14/2012
- Sensor-Surface: 2.5mm (Mechanical Surface Detection (Locations From Previous Scan Used)), Sensor-Surface: 2.5mm (Mechanical Surface Detection)
- Phantom: ELI v5.0 (A); Type: QDOVA001BB; Serial: 1117

**Edge 1 Prox. On/1xEVDO\_Rel. 0\_Ch 384/Area Scan (6x21x1):** Measurement grid: dx=15mm, dy=15mm

Info: [Interpolated medium parameters used for SAR evaluation.](#)

Maximum value of SAR (measured) = 1.150 mW/g

**Edge 1 Prox. On/1xEVDO\_Rel. 0\_Ch 384/Zoom Scan (5x5x7)/Cube 0:** Measurement grid:

dx=8mm, dy=8mm, dz=5mm

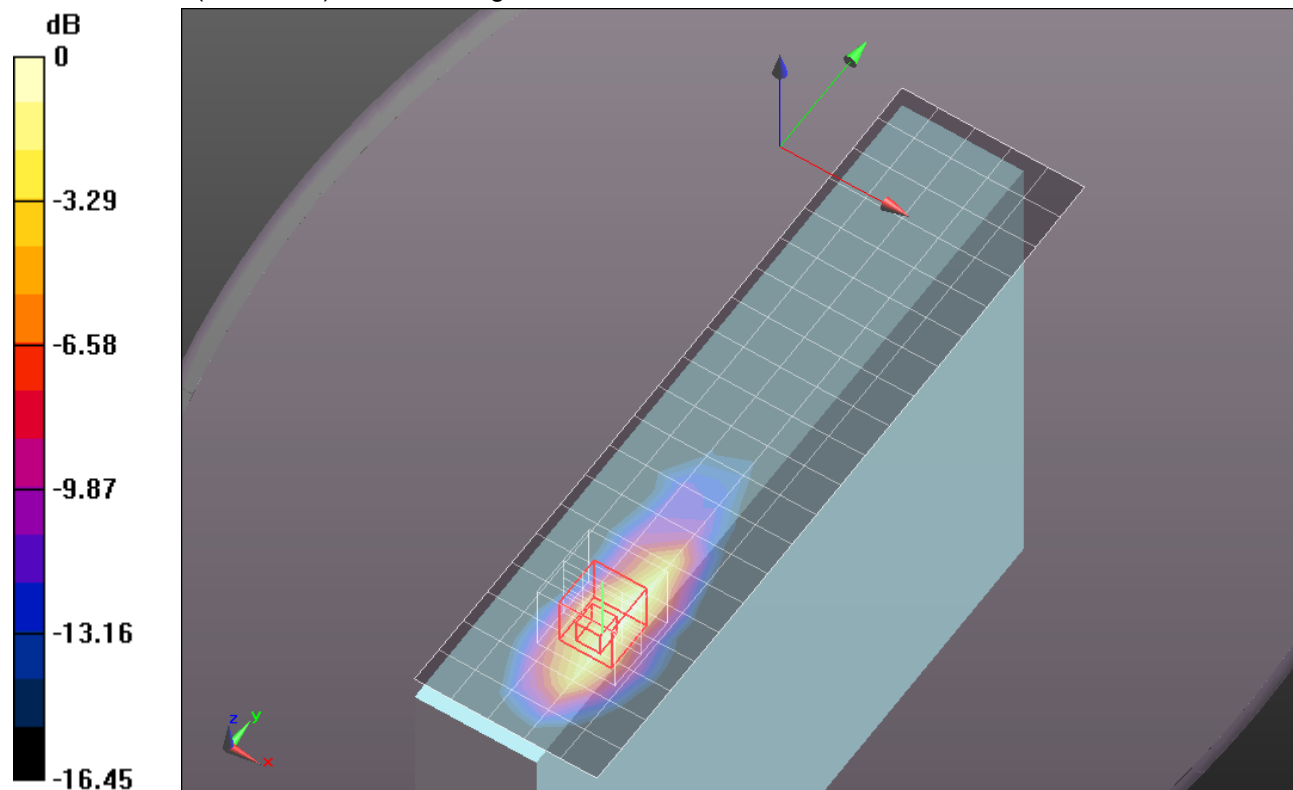
Reference Value = 32.114 V/m; Power Drift = 0.14 dB

Peak SAR (extrapolated) = 2.2070

**SAR(1 g) = 1.05 mW/g; SAR(10 g) = 0.502 mW/g**

Info: [Interpolated medium parameters used for SAR evaluation.](#)

Maximum value of SAR (measured) = 1.433 mW/g



0 dB = 1.430mW/g = 3.11 dB mW/g

## CDMA BC 0

Frequency: 848.31 MHz; Duty Cycle: 1:1; Room Ambient Temperature: 24.0°C; Liquid Temperature: 23.0°C  
 Medium parameters used (interpolated):  $f = 848.31 \text{ MHz}$ ;  $\sigma = 1.008 \text{ mho/m}$ ;  $\epsilon_r = 53.543$ ;  $\rho = 1000 \text{ kg/m}^3$

DASY5 Configuration:

- Area Scan setting - Find Secondary Maximum Within: 2.0 dB and with a peak SAR value greater than 0.0012W/kg
- Electronics: DAE4 Sn1239; Calibrated: 6/6/2012
- Probe: EX3DV4 - SN3773; ConvF(8.74, 8.74, 8.74); Calibrated: 3/14/2012
- Sensor-Surface: 2.5mm (Mechanical Surface Detection (Locations From Previous Scan Used)), Sensor-Surface: 2.5mm (Mechanical Surface Detection)
- Phantom: ELI v5.0 (A); Type: QDOVA001BB; Serial: 1117

**Edge 1 Prox. On/1xEVDO\_Rel. 0\_Ch 777/Area Scan (6x21x1):** Measurement grid: dx=15mm, dy=15mm

[Info: Interpolated medium parameters used for SAR evaluation.](#)

Maximum value of SAR (measured) = 1.156 mW/g

**Edge 1 Prox. On/1xEVDO\_Rel. 0\_Ch 777/Zoom Scan (5x5x7)/Cube 0:** Measurement grid:

dx=8mm, dy=8mm, dz=5mm

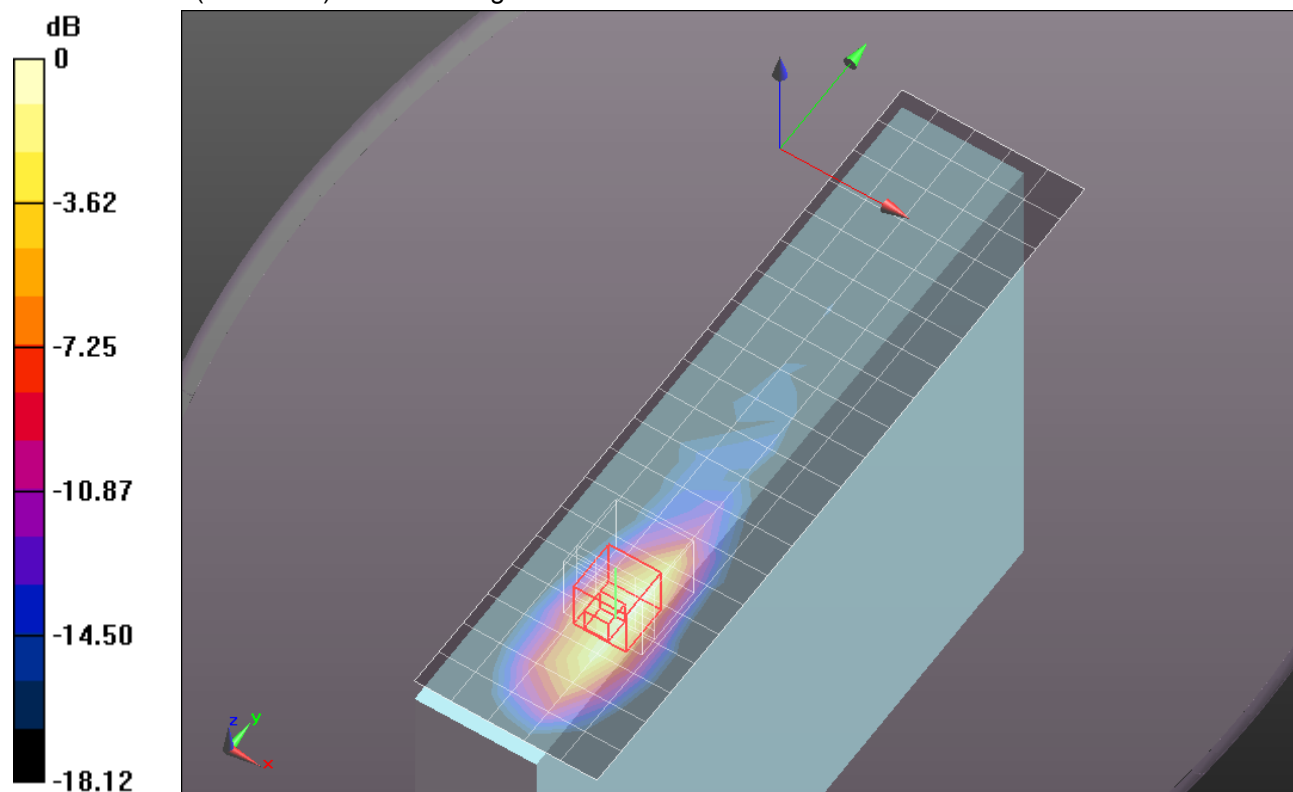
Reference Value = 32.269 V/m; Power Drift = 0.10 dB

Peak SAR (extrapolated) = 2.2300

**SAR(1 g) = 1.06 mW/g; SAR(10 g) = 0.493 mW/g**

[Info: Interpolated medium parameters used for SAR evaluation.](#)

Maximum value of SAR (measured) = 1.397 mW/g



0 dB = 1.400mW/g = 2.92 dB mW/g

## CDMA BC 0

Frequency: 836.52 MHz; Duty Cycle: 1:1; Room Ambient Temperature: 24.0°C; Liquid Temperature: 23.0°C  
 Medium parameters used (interpolated):  $f = 836.52 \text{ MHz}$ ;  $\sigma = 0.988 \text{ mho/m}$ ;  $\epsilon_r = 53.615$ ;  $\rho = 1000 \text{ kg/m}^3$

DASY5 Configuration:

- Area Scan setting - Find Secondary Maximum Within: 2.0 dB and with a peak SAR value greater than 0.0012W/kg
- Electronics: DAE4 Sn1239; Calibrated: 6/6/2012
- Probe: EX3DV4 - SN3773; ConvF(8.74, 8.74, 8.74); Calibrated: 3/14/2012
- Sensor-Surface: 2.5mm (Mechanical Surface Detection)
- Phantom: ELI v5.0 (A); Type: QDOVA001BB; Serial: 1117

**Edge 4 Prox. Off/1xEVDO\_Rel. 0\_Ch 384/Area Scan (7x11x1):** Measurement grid: dx=15mm, dy=15mm

Info: [Interpolated medium parameters used for SAR evaluation.](#)

Maximum value of SAR (measured) = 0.225 mW/g

**Edge 4 Prox. Off/1xEVDO\_Rel. 0\_Ch 384Zoom Scan (5x5x7)/Cube 0:** Measurement grid:

dx=8mm, dy=8mm, dz=5mm

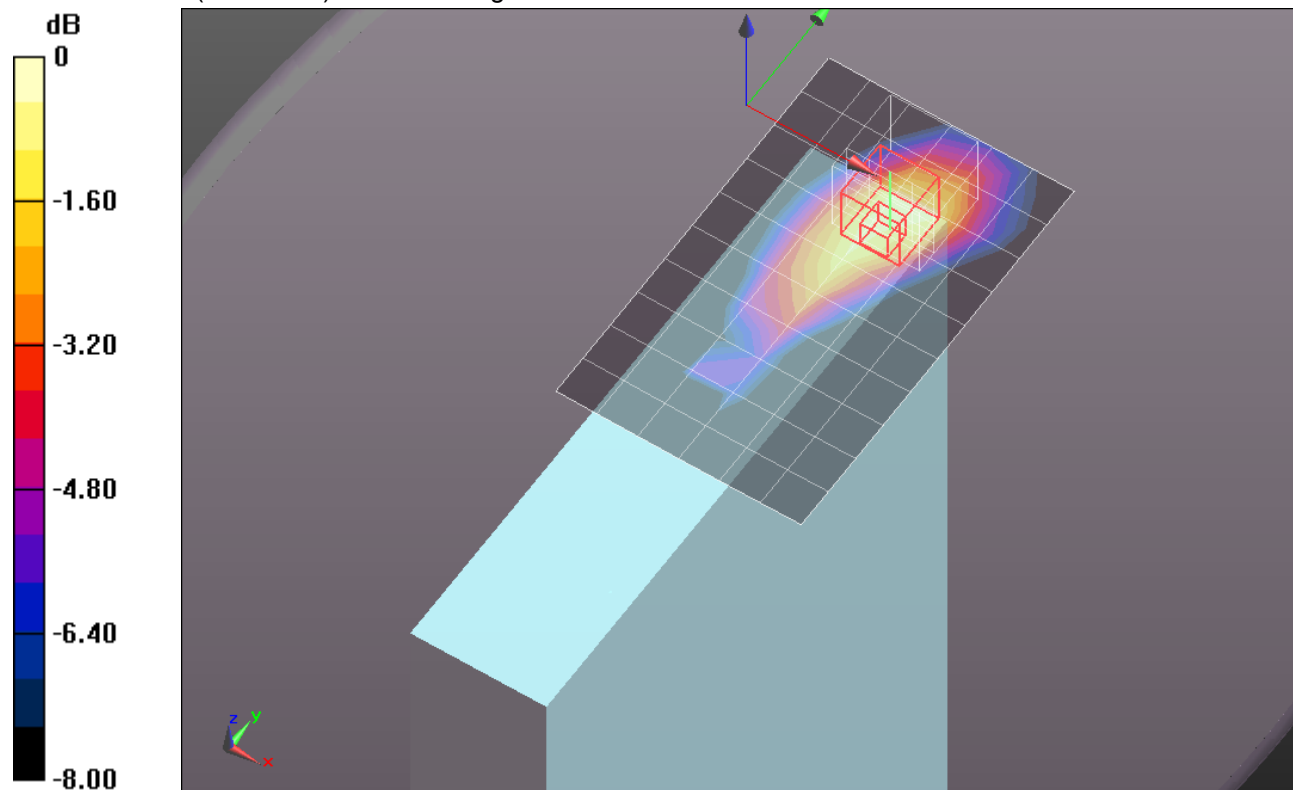
Reference Value = 15.267 V/m; Power Drift = 0.17 dB

Peak SAR (extrapolated) = 0.3230

**SAR(1 g) = 0.199 mW/g; SAR(10 g) = 0.118 mW/g**

Info: [Interpolated medium parameters used for SAR evaluation.](#)

Maximum value of SAR (measured) = 0.256 mW/g



0 dB = 0.260mW/g = -11.70 dB mW/g

0 dB = 0.660mW/g = -3.61 dB mW/g