

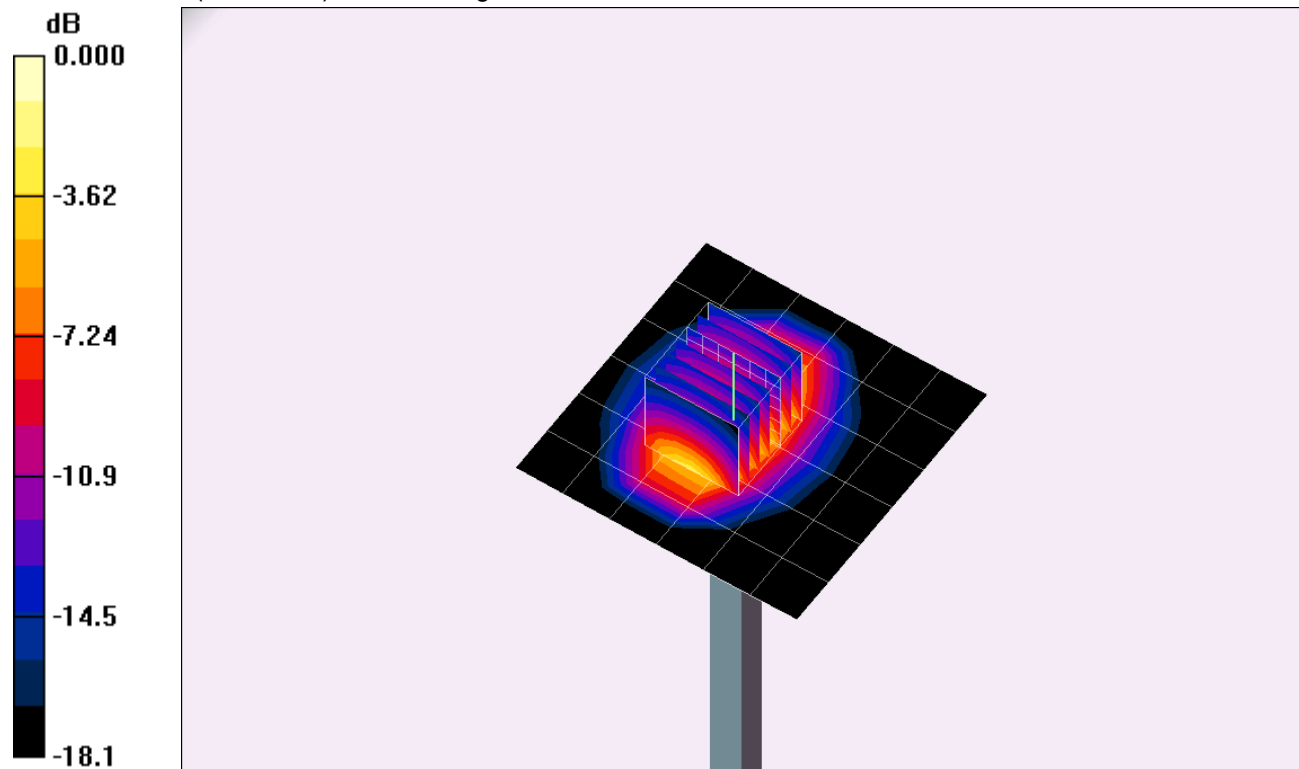
20120829 SystemPerformanceCheck-D1900V2 SN 5d140

Frequency: 1900 MHz; Duty Cycle: 1:1; Room Ambient Temperature: 24.0°C; Liquid Temperature: 23.0°C
 Medium parameters used: $f = 1900$ MHz; $\sigma = 1.53$ mho/m; $\epsilon_r = 51$; $\rho = 1000$ kg/m³ ;
 DASY4 Configuration:

- Area Scan setting - Find Secondary Maximum Within: 2.0 dB and with a peak SAR value greater than 0.0012W/kg
- Electronics: DAE3 Sn500; Calibrated: 6/13/2012
- Probe: EX3DV4 - SN3749; ConvF(6.97, 6.97, 6.97); Calibrated: 1/27/2012
- Sensor-Surface: 2.5mm (Mechanical Surface Detection)
- Phantom: Flat Phantom ELI4.0; Type: QDOVA001BB; Serial: SN:1017

Body, Pin=100mW/Area Scan (7x7x1): Measurement grid: dx=15mm, dy=15mm
 Maximum value of SAR (measured) = 4.14 mW/g

Body, Pin=100mW/Zoom Scan (7x7x7)/Cube 0: Measurement grid: dx=5mm, dy=5mm, dz=5mm
 Reference Value = 61.1 V/m; Power Drift = 0.073 dB
 Peak SAR (extrapolated) = 7.68 W/kg
SAR(1 g) = 4.25 mW/g; SAR(10 g) = 2.24 mW/g
 Maximum value of SAR (measured) = 5.68 mW/g

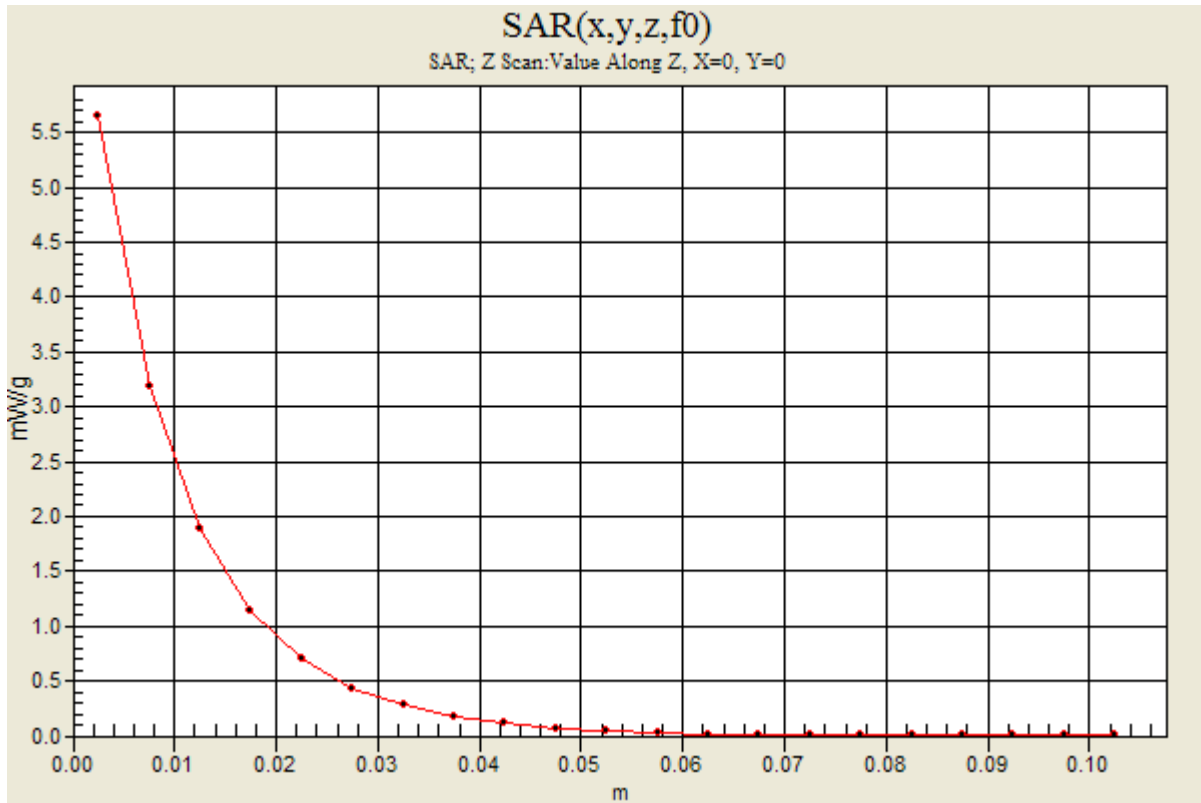


0 dB = 5.68mW/g

20120829 SystemPerformanceCheck-D1900V2 SN 5d140

Frequency: 1900 MHz; Duty Cycle: 1:1

Body, Pin=100mW/Z Scan (1x1x21): Measurement grid: dx=20mm, dy=20mm, dz=5mm
Maximum value of SAR (measured) = 5.65 mW/g



20120830 SystemPerformanceCheck-D1900V2 SN 5d140

Frequency: 1900 MHz; Duty Cycle: 1:1; Room Ambient Temperature: 24.0°C; Liquid Temperature: 23.0°C
 Medium parameters used: $f = 1900 \text{ MHz}$; $\sigma = 1.51 \text{ mho/m}$; $\epsilon_r = 52.4$; $\rho = 1000 \text{ kg/m}^3$;

DASY4 Configuration:

- Area Scan setting - Find Secondary Maximum Within: 2.0 dB and with a peak SAR value greater than 0.0012W/kg
- Electronics: DAE3 Sn500; Calibrated: 6/13/2012
- Probe: EX3DV4 - SN3749; ConvF(6.97, 6.97, 6.97); Calibrated: 1/27/2012
- Sensor-Surface: 2.5mm (Mechanical Surface Detection)
- Phantom: Flat Phantom ELI4.0; Type: QDOVA001BB; Serial: SN:1017

Body, Pin=100mW/Area Scan (7x7x1): Measurement grid: dx=15mm, dy=15mm

Maximum value of SAR (measured) = 3.95 mW/g

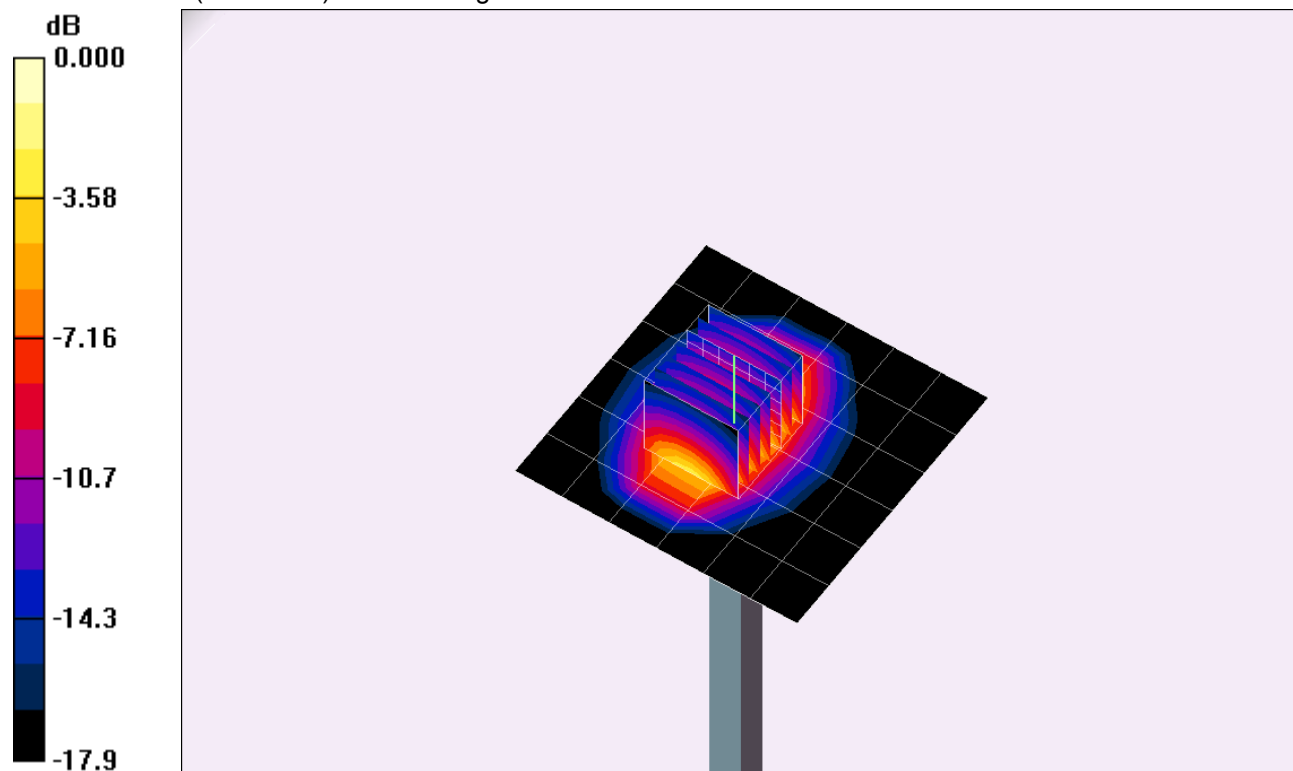
Body, Pin=100mW/Zoom Scan (7x7x7)/Cube 0: Measurement grid: dx=5mm, dy=5mm, dz=5mm

Reference Value = 61.0 V/m; Power Drift = 0.058 dB

Peak SAR (extrapolated) = 7.62 W/kg

SAR(1 g) = 4.17 mW/g; SAR(10 g) = 2.19 mW/g

Maximum value of SAR (measured) = 5.59 mW/g

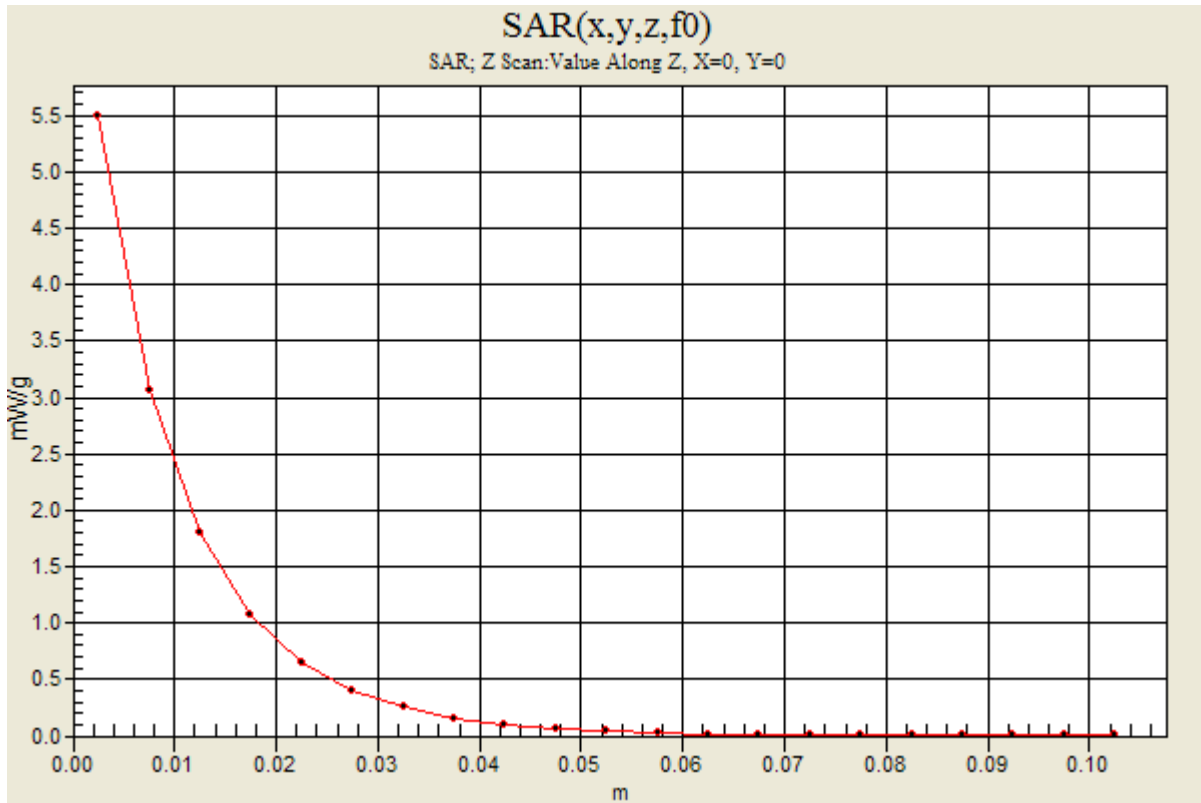


0 dB = 5.59mW/g

20120830 SystemPerformanceCheck-D1900V2 SN 5d140

Frequency: 1900 MHz; Duty Cycle: 1:1

Body, Pin=100mW/Z Scan (1x1x21): Measurement grid: dx=20mm, dy=20mm, dz=5mm
Maximum value of SAR (measured) = 5.50 mW/g



20120924 SystemPerformanceCheck-D835V2 SN 4d117

Frequency: 835 MHz; Duty Cycle: 1:1; Room Ambient Temperature: 24.0°C; Liquid Temperature: 23.0°C
 Medium parameters used: $f = 835 \text{ MHz}$; $\sigma = 0.983 \text{ mho/m}$; $\epsilon_r = 54.1$; $\rho = 1000 \text{ kg/m}^3$;

DASY4 Configuration:

- Area Scan setting - Find Secondary Maximum Within: 2.0 dB and with a peak SAR value greater than 0.0012W/kg
- Electronics: DAE3 Sn500; Calibrated: 6/13/2012
- Probe: EX3DV4 - SN3749; ConvF(8.84, 8.84, 8.84); Calibrated: 1/27/2012
- Sensor-Surface: 2.5mm (Mechanical Surface Detection)
- Phantom: Flat Phantom ELI4.0; Type: QDOVA001BB; Serial: SN:1017

Body, Pin=100 mW/Area Scan (7x9x1): Measurement grid: dx=15mm, dy=15mm

Maximum value of SAR (measured) = 1.19 mW/g

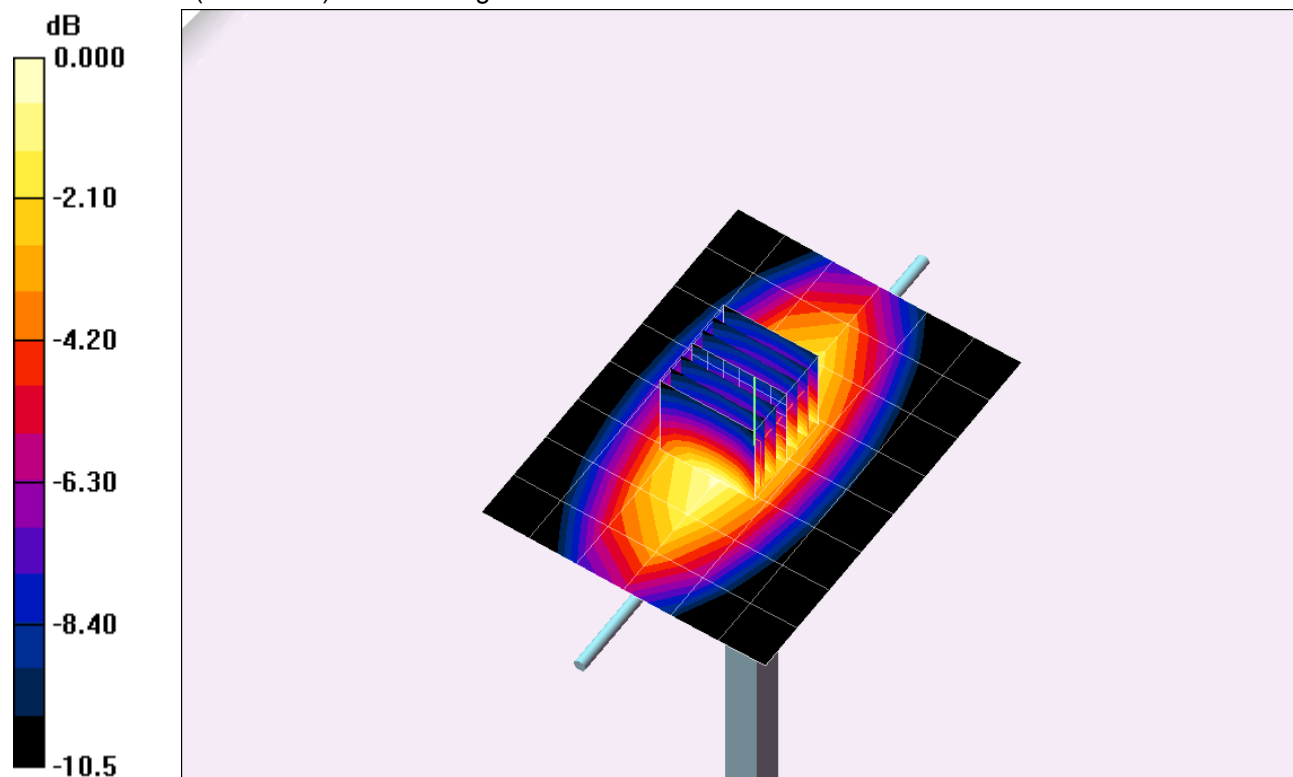
Body, Pin=100 mW/Zoom Scan (7x7x7)/Cube 0: Measurement grid: dx=5mm, dy=5mm, dz=5mm

Reference Value = 35.4 V/m; Power Drift = -0.018 dB

Peak SAR (extrapolated) = 1.48 W/kg

SAR(1 g) = 1 mW/g; SAR(10 g) = 0.659 mW/g

Maximum value of SAR (measured) = 1.21 mW/g

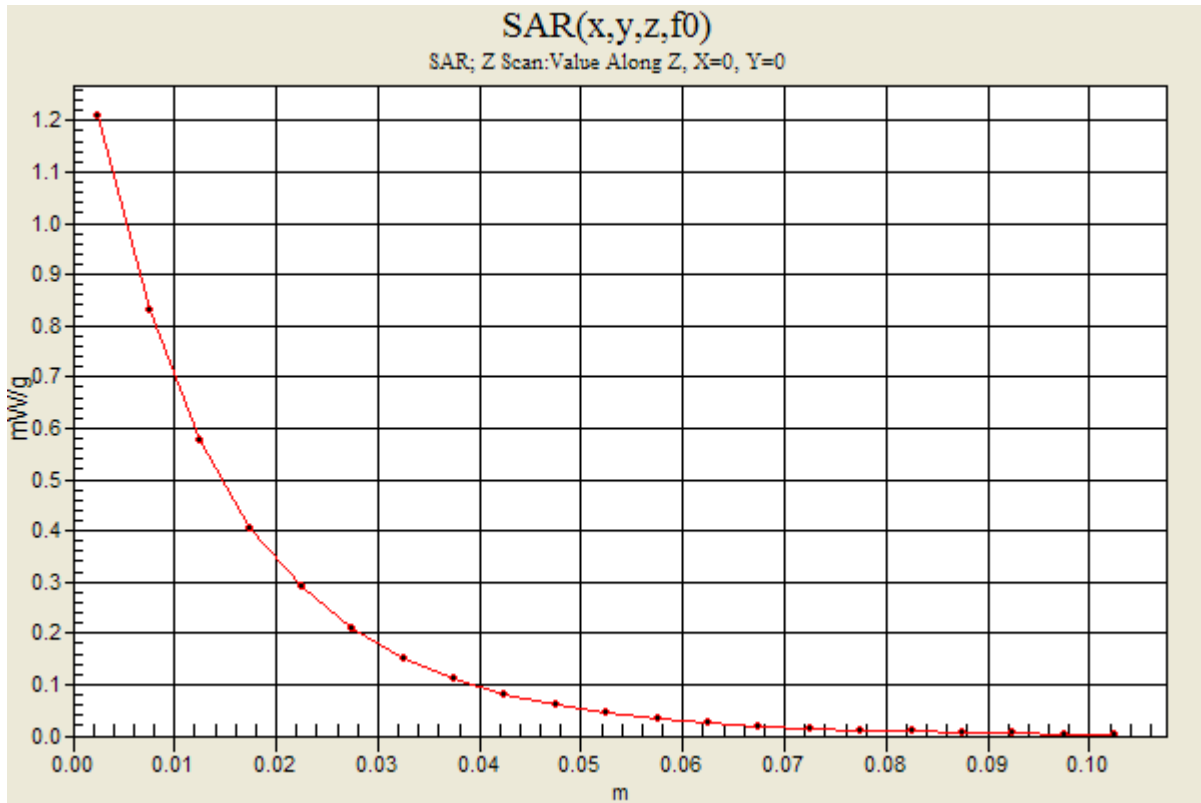


0 dB = 1.21mW/g

20120924 SystemPerformanceCheck-D835V2 SN 4d117

Frequency: 835 MHz; Duty Cycle: 1:1

Body, Pin=100 mW/Z Scan (1x1x21): Measurement grid: dx=20mm, dy=20mm, dz=5mm
Maximum value of SAR (measured) = 1.21 mW/g



20120925 SystemPerformanceCheck-D835V2 SN 4d117

Frequency: 835 MHz; Duty Cycle: 1:1; Room Ambient Temperature: 24.0°C; Liquid Temperature: 23.0°C
 Medium parameters used: $f = 835 \text{ MHz}$; $\sigma = 0.993 \text{ mho/m}$; $\epsilon_r = 54.1$; $\rho = 1000 \text{ kg/m}^3$;

DASY4 Configuration:

- Area Scan setting - Find Secondary Maximum Within: 2.0 dB and with a peak SAR value greater than 0.0012W/kg
- Electronics: DAE3 Sn500; Calibrated: 6/13/2012
- Probe: EX3DV4 - SN3749; ConvF(8.84, 8.84, 8.84); Calibrated: 1/27/2012
- Sensor-Surface: 2.5mm (Mechanical Surface Detection)
- Phantom: Flat Phantom ELI4.0; Type: QDOVA001BB; Serial: SN:1017

Body, Pin=100 mW/Area Scan (7x9x1): Measurement grid: dx=15mm, dy=15mm

Maximum value of SAR (measured) = 1.18 mW/g

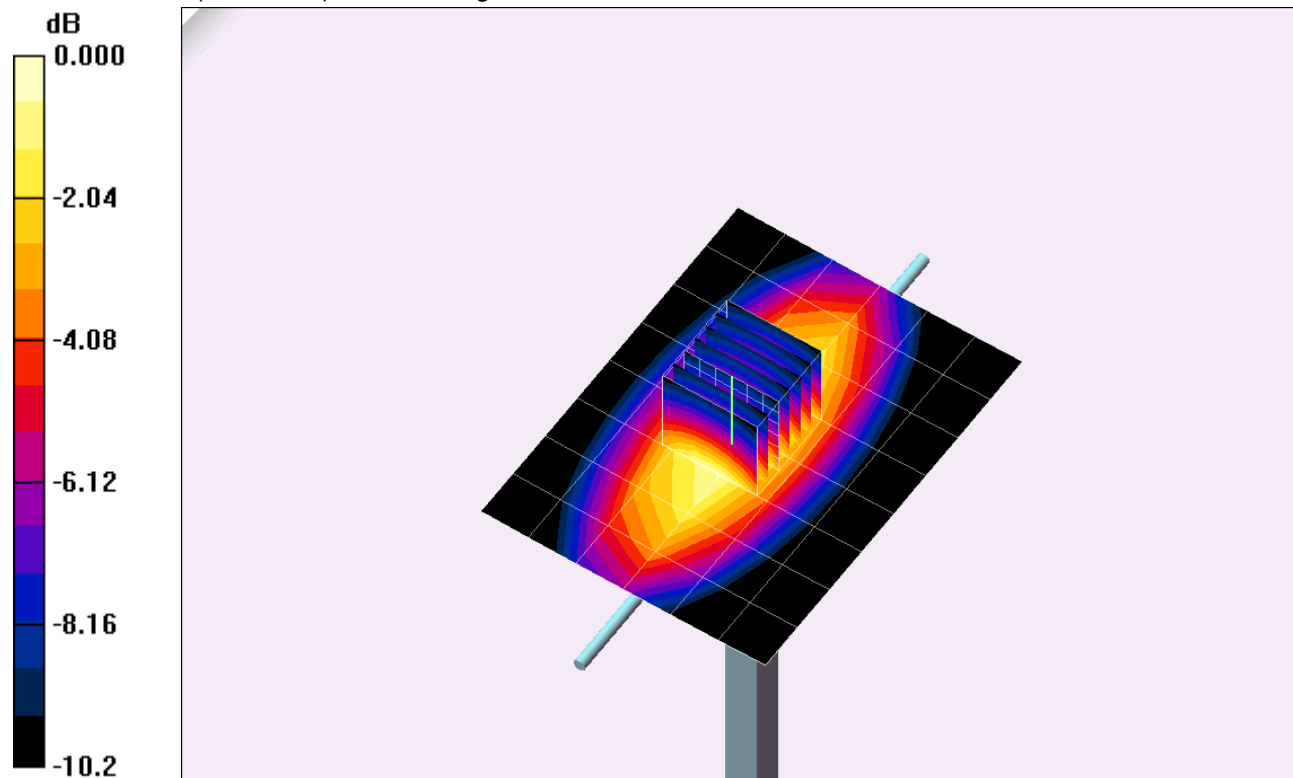
Body, Pin=100 mW/Zoom Scan (7x7x7)/Cube 0: Measurement grid: dx=5mm, dy=5mm, dz=5mm

Reference Value = 35.0 V/m; Power Drift = 0.147 dB

Peak SAR (extrapolated) = 1.49 W/kg

SAR(1 g) = 1.01 mW/g; SAR(10 g) = 0.668 mW/g

Maximum value of SAR (measured) = 1.23 mW/g

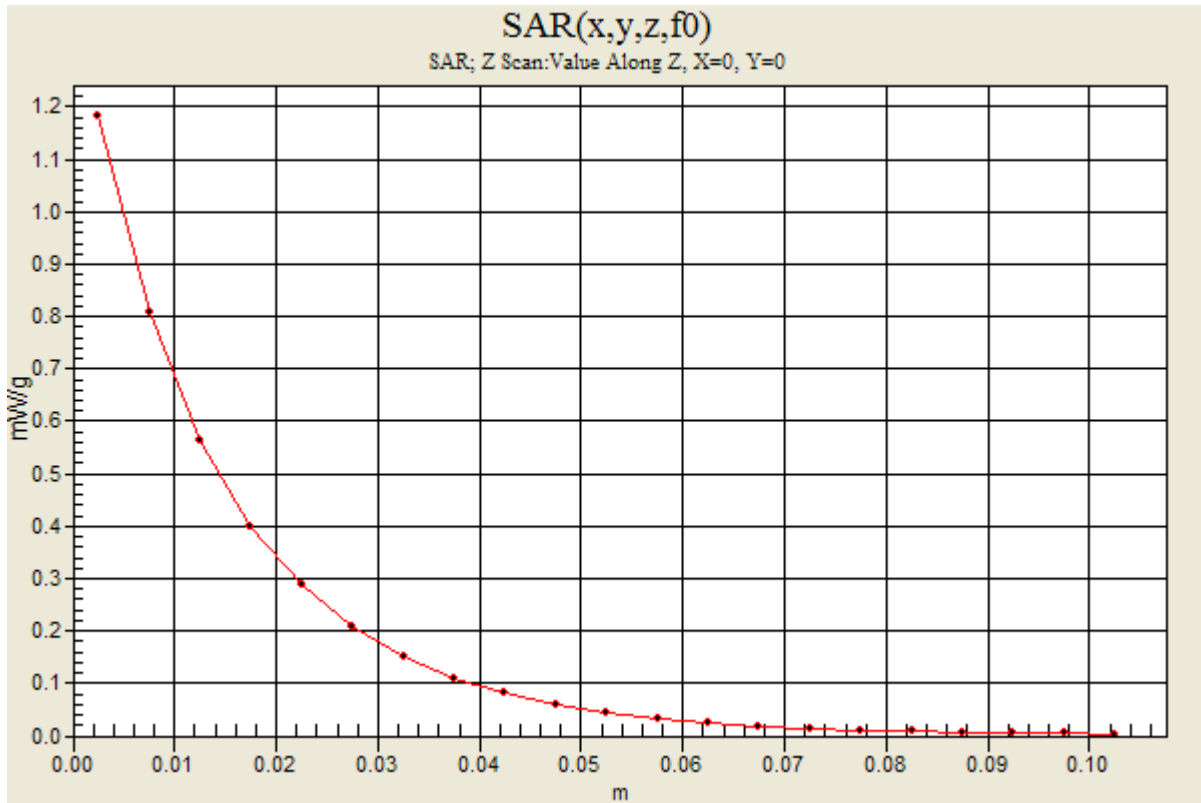


0 dB = 1.23mW/g

20120925 SystemPerformanceCheck-D835V2 SN 4d117

Frequency: 835 MHz; Duty Cycle: 1:1

Body, Pin=100 mW/Z Scan (1x1x21): Measurement grid: dx=20mm, dy=20mm, dz=5mm
Maximum value of SAR (measured) = 1.18 mW/g



20121003 SystemPerformanceCheck-D1900V2 SN 5d140

Frequency: 1900 MHz; Duty Cycle: 1:1; Room Ambient Temperature: 24.0°C; Liquid Temperature: 23.0°C
 Medium parameters used: $f = 1900 \text{ MHz}$; $\sigma = 1.559 \text{ mho/m}$; $\epsilon_r = 52.223$; $\rho = 1000 \text{ kg/m}^3$

DASY5 Configuration:

- Area Scan setting - Find Secondary Maximum Within: 2.0 dB and with a peak SAR value greater than 0.0012W/kg
- Electronics: DAE4 Sn1239; Calibrated: 6/6/2012
- Probe: EX3DV4 - SN3772; ConvF(6.76, 6.76, 6.76); Calibrated: 5/3/2011
- Sensor-Surface: 2.5mm (Mechanical Surface Detection)
- Phantom: ELI v5.0 (B); Type: QDOVA001BB; Serial: 1099

Body/Pin=100 mW/Area Scan (7x7x1): Measurement grid: dx=15mm, dy=15mm

Maximum value of SAR (measured) = 5.423 mW/g

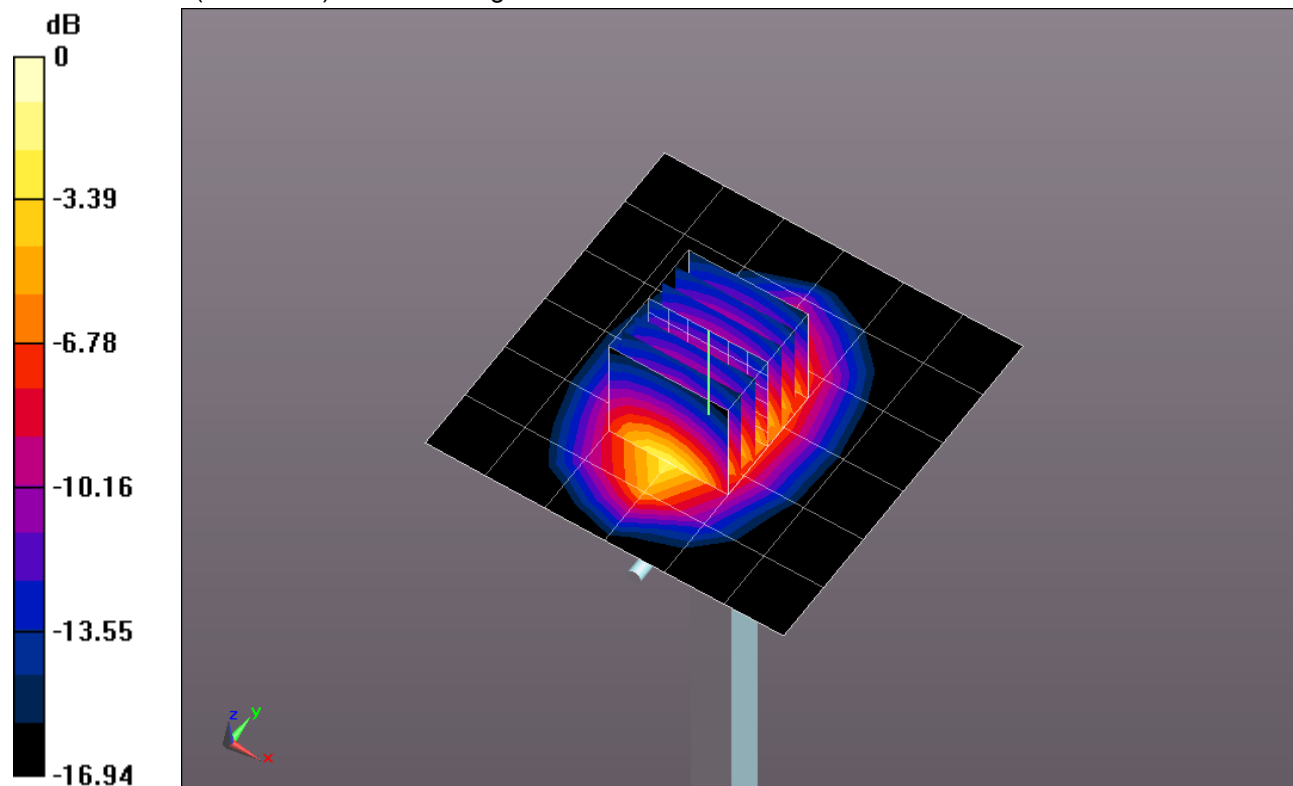
Body/Pin=100 mW/Zoom Scan (7x7x7)/Cube 0: Measurement grid: dx=5mm, dy=5mm, dz=5mm

Reference Value = 59.621 V/m; Power Drift = -0.0022 dB

Peak SAR (extrapolated) = 7.4730

SAR(1 g) = 4.17 mW/g; SAR(10 g) = 2.2 mW/g

Maximum value of SAR (measured) = 5.593 mW/g

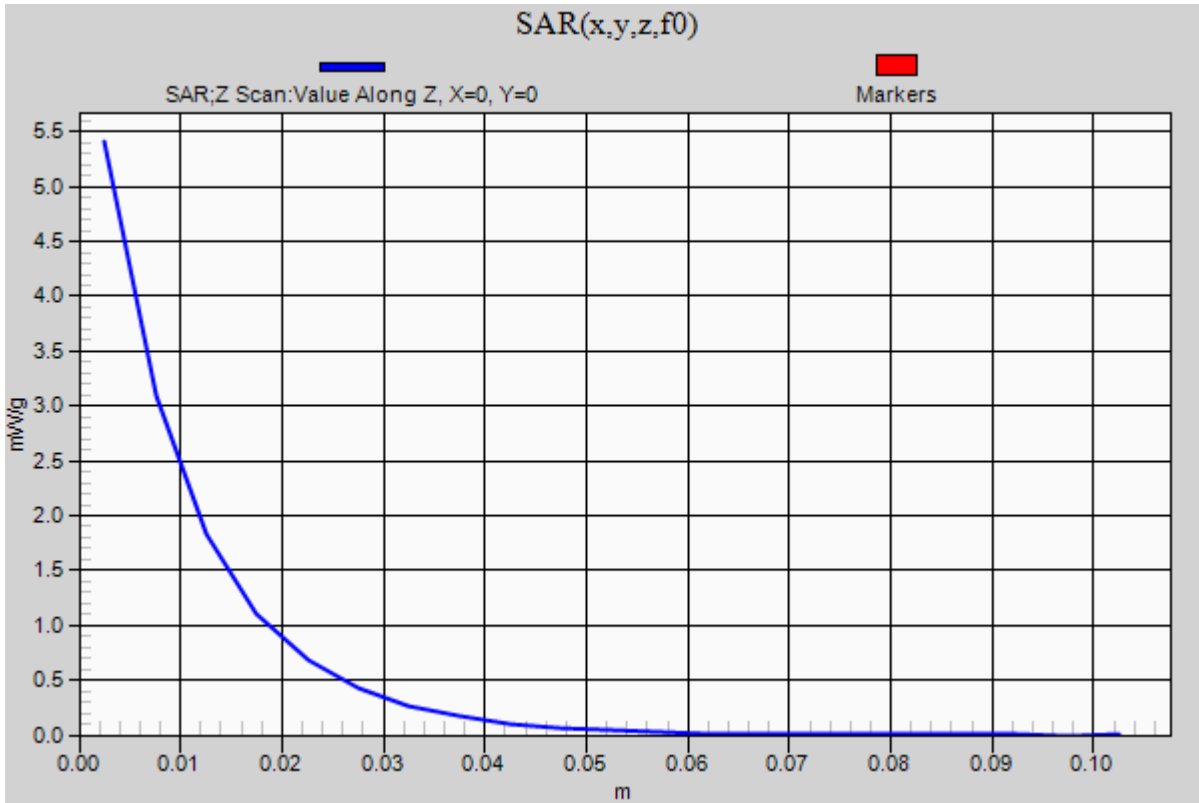


0 dB = 5.590mW/g = 14.95 dB mW/g

20121003 SystemPerformanceCheck-D1900V2 SN 5d140

Frequency: 1900 MHz; Duty Cycle: 1:1

Body/Pin=100 mW/Z Scan (1x1x21): Measurement grid: dx=20mm, dy=20mm, dz=5mm
Maximum value of SAR (measured) = 5.409 mW/g



20121005 SystemPerformanceCheck-D835V2 SN 4d117

Frequency: 835 MHz; Duty Cycle: 1:1; Room Ambient Temperature: 24.0°C; Liquid Temperature: 23.0°C
Medium parameters used: $f = 835$ MHz; $\sigma = 0.997$ mho/m; $\epsilon_r = 54.602$; $\rho = 1000$ kg/m³

DASY5 Configuration:

- Area Scan setting - Find Secondary Maximum Within: 2.0 dB and with a peak SAR value greater than 0.0012W/kg
- Electronics: DAE4 Sn1239; Calibrated: 6/6/2012
- Probe: EX3DV4 - SN3773; ConvF(8.74, 8.74, 8.74); Calibrated: 3/14/2012
- Sensor-Surface: 2.5mm (Mechanical Surface Detection)
- Phantom: ELI v5.0 (A); Type: QDOVA001BB; Serial: 1117

Body/Pin=100 mW/Area Scan (7x7x1): Measurement grid: dx=15mm, dy=15mm

Maximum value of SAR (measured) = 1.138 mW/g

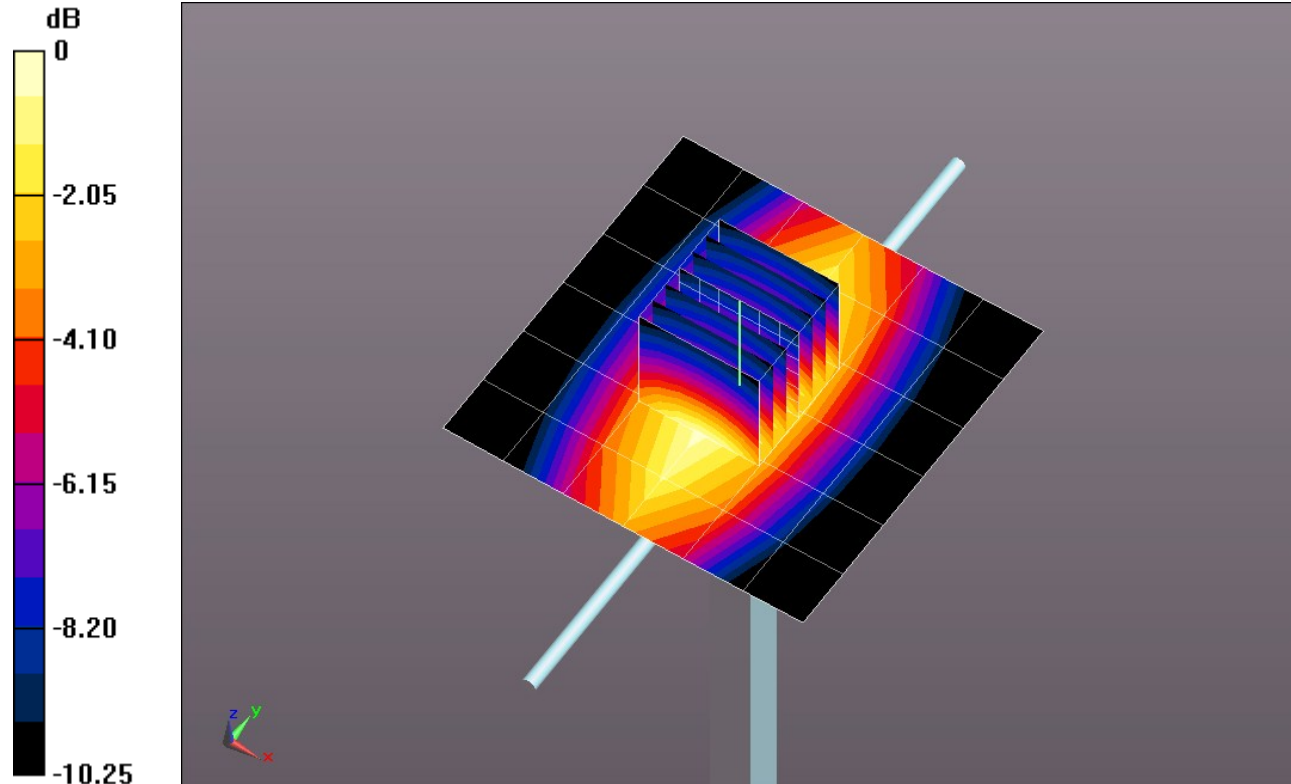
Body/Pin=100 mW/Zoom Scan (7x7x7)/Cube 0: Measurement grid: dx=5mm, dy=5mm, dz=5mm

Reference Value = 34.355 V/m; Power Drift = -0.008 dB

Peak SAR (extrapolated) = 1.3800

SAR(1 g) = 0.937 mW/g; SAR(10 g) = 0.617 mW/g

Maximum value of SAR (measured) = 1.137 mW/g

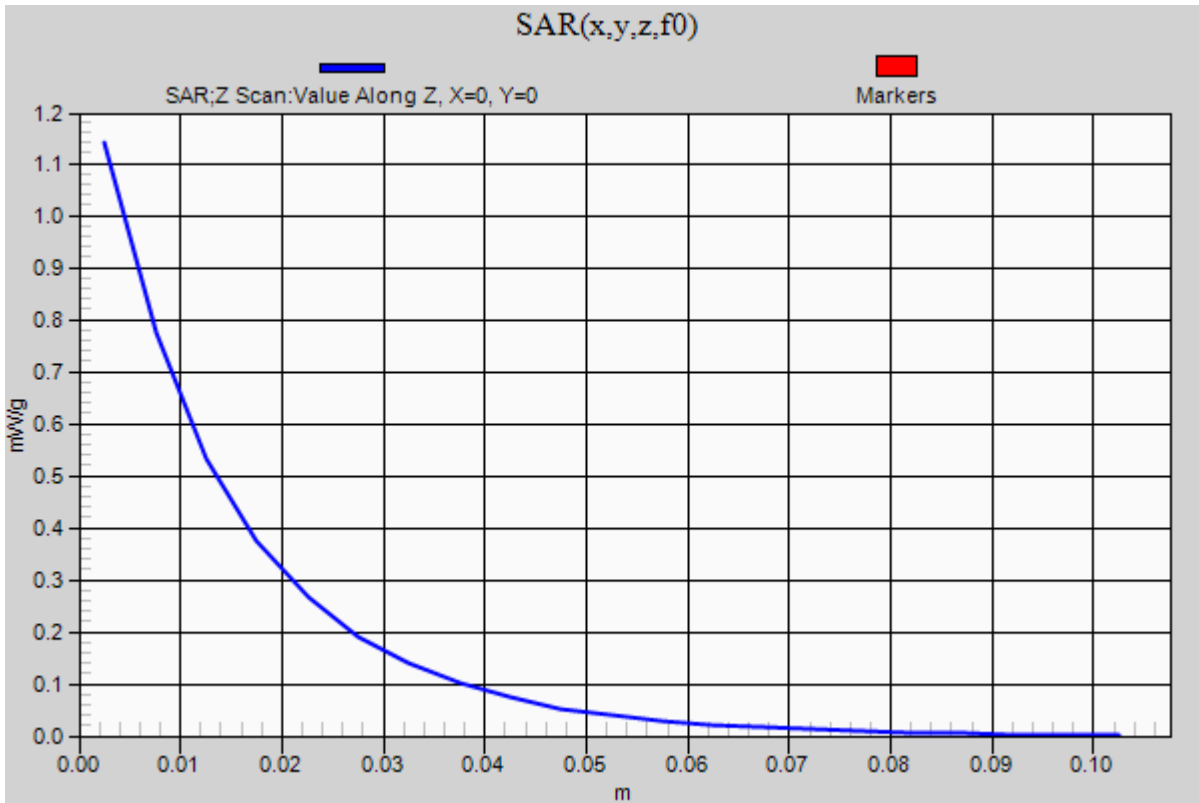


0 dB = 1.140mW/g = 1.14 dB mW/g

20121005 SystemPerformanceCheck-D835V2 SN 4d117

Frequency: 835 MHz; Duty Cycle: 1:1

Body/Pin=100 mW/Z Scan (1x1x21): Measurement grid: dx=20mm, dy=20mm, dz=5mm
Maximum value of SAR (measured) = 1.140 mW/g



20121009 SystemPerformanceCheck-D1750V2 SN 1050

Frequency: 1750 MHz; Duty Cycle: 1:1; Room Ambient Temperature: 24.0°C; Liquid Temperature: 23.0°C

Medium parameters used: $f = 1750$ MHz; $\sigma = 1.467$ mho/m; $\epsilon_r = 51.971$; $\rho = 1000$ kg/m³

DASY5 Configuration:

- Area Scan setting - Find Secondary Maximum Within: 2.0 dB and with a peak SAR value greater than 0.0012W/kg
- Electronics: DAE4 Sn1258; Calibrated: 3/8/2012
- Probe: EX3DV4 - SN3772; ConvF(7.55, 7.55, 7.55); Calibrated: 2/16/2012
- Sensor-Surface: 2.5mm (Mechanical Surface Detection)
- Phantom: ELI v5.0 (A); Type: QDOVA001BB; Serial: 1119

Body/Pin=100 mW/Area Scan (7x7x1): Measurement grid: dx=15mm, dy=15mm

Maximum value of SAR (measured) = 4.928 mW/g

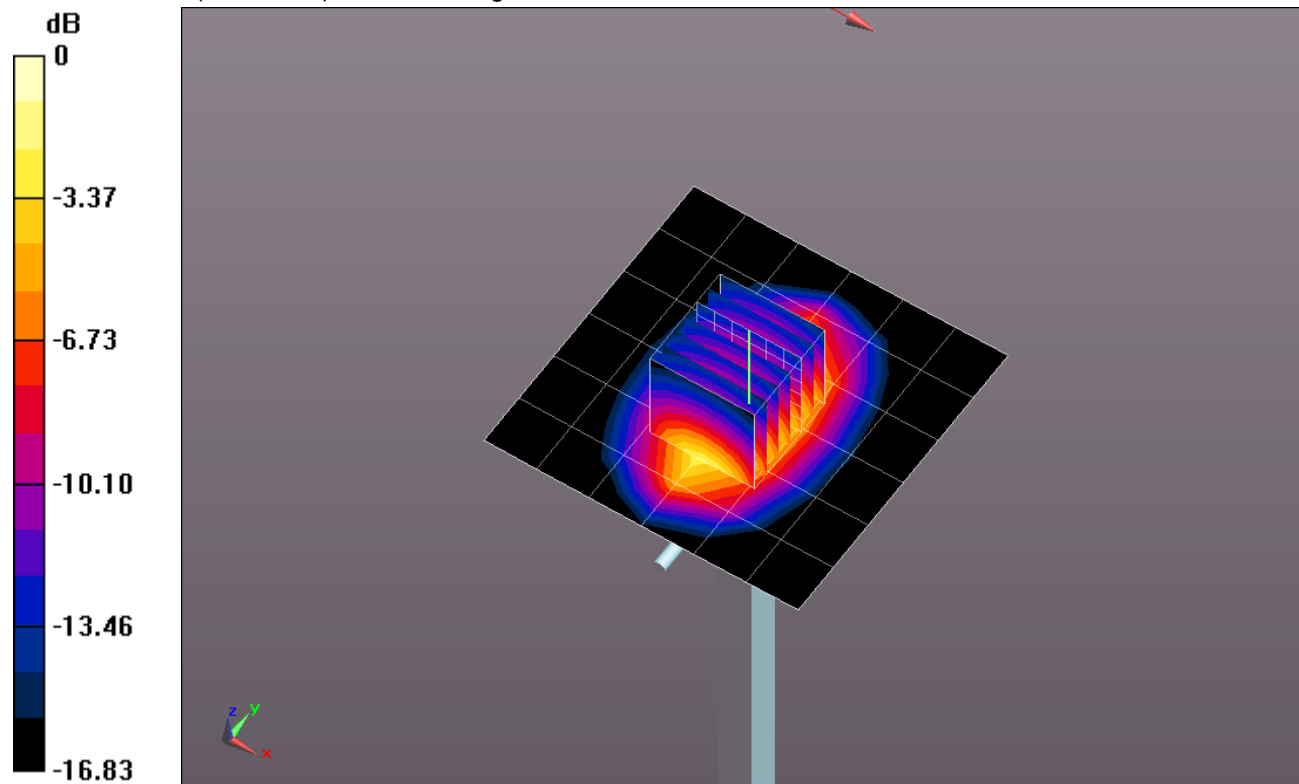
Body/Pin=100 mW/Zoom Scan (7x7x7)/Cube 0: Measurement grid: dx=5mm, dy=5mm, dz=5mm

Reference Value = 58.895 V/m; Power Drift = 0.0091 dB

Peak SAR (extrapolated) = 6.8290

SAR(1 g) = 3.84 mW/g; SAR(10 g) = 2.06 mW/g

Maximum value of SAR (measured) = 5.121 mW/g

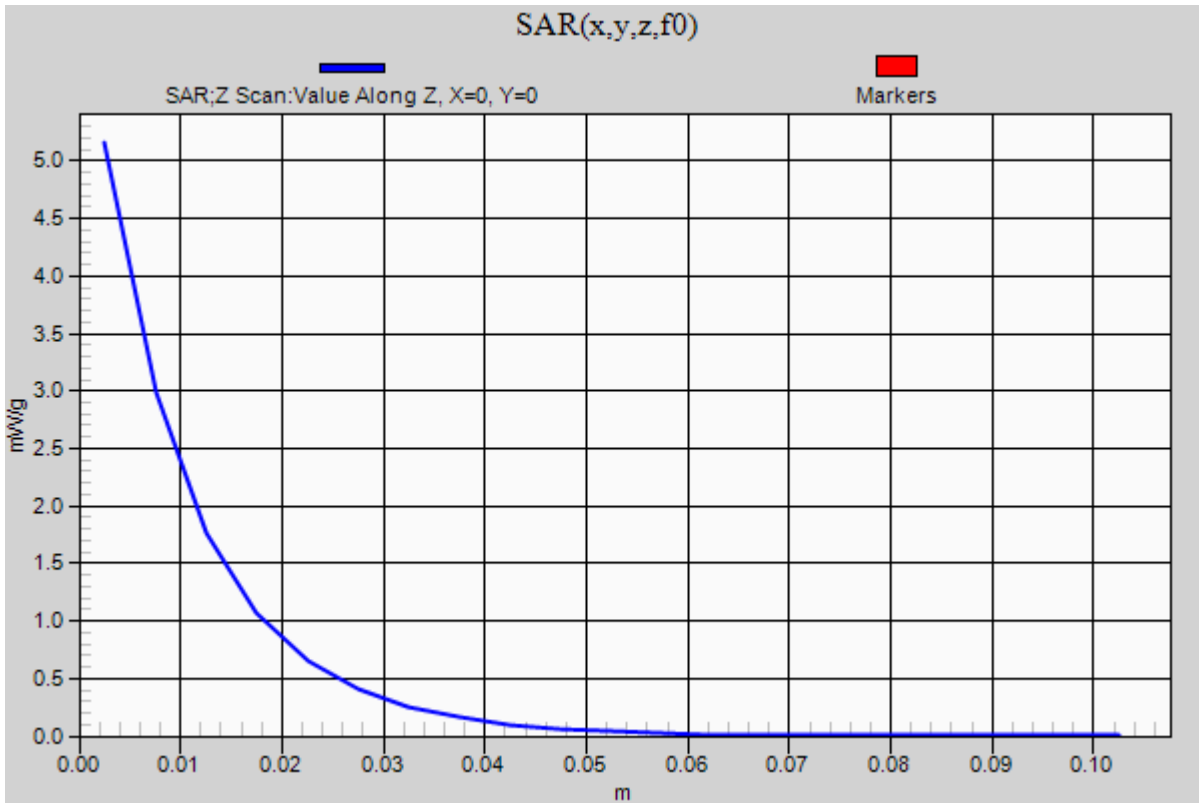


0 dB = 5.120mW/g = 14.19 dB mW/g

20121009 SystemPerformanceCheck-D1750V2 SN 1050

Frequency: 1750 MHz; Duty Cycle: 1:1

Body/Pin=100 mW/Z Scan (1x1x21): Measurement grid: dx=20mm, dy=20mm, dz=5mm
Maximum value of SAR (measured) = 5.159 mW/g



20121011 SystemPerformanceCheck-D835V2 SN 4d117

Frequency: 835 MHz; Duty Cycle: 1:1; Room Ambient Temperature: 24.0°C; Liquid Temperature: 23.0°C
 Medium parameters used: $f = 835 \text{ MHz}$; $\sigma = 0.986 \text{ mho/m}$; $\epsilon_r = 53.651$; $\rho = 1000 \text{ kg/m}^3$

DASY5 Configuration:

- Area Scan setting - Find Secondary Maximum Within: 2.0 dB and with a peak SAR value greater than 0.0012W/kg
- Electronics: DAE4 Sn1239; Calibrated: 6/6/2012
- Probe: EX3DV4 - SN3773; ConvF(8.74, 8.74, 8.74); Calibrated: 3/14/2012
- Sensor-Surface: 2.5mm (Mechanical Surface Detection)
- Phantom: ELI v5.0 (A); Type: QDOVA001BB; Serial: 1117

Body/Pin=100 mW/Area Scan (7x7x1): Measurement grid: dx=15mm, dy=15mm

Maximum value of SAR (measured) = 1.145 mW/g

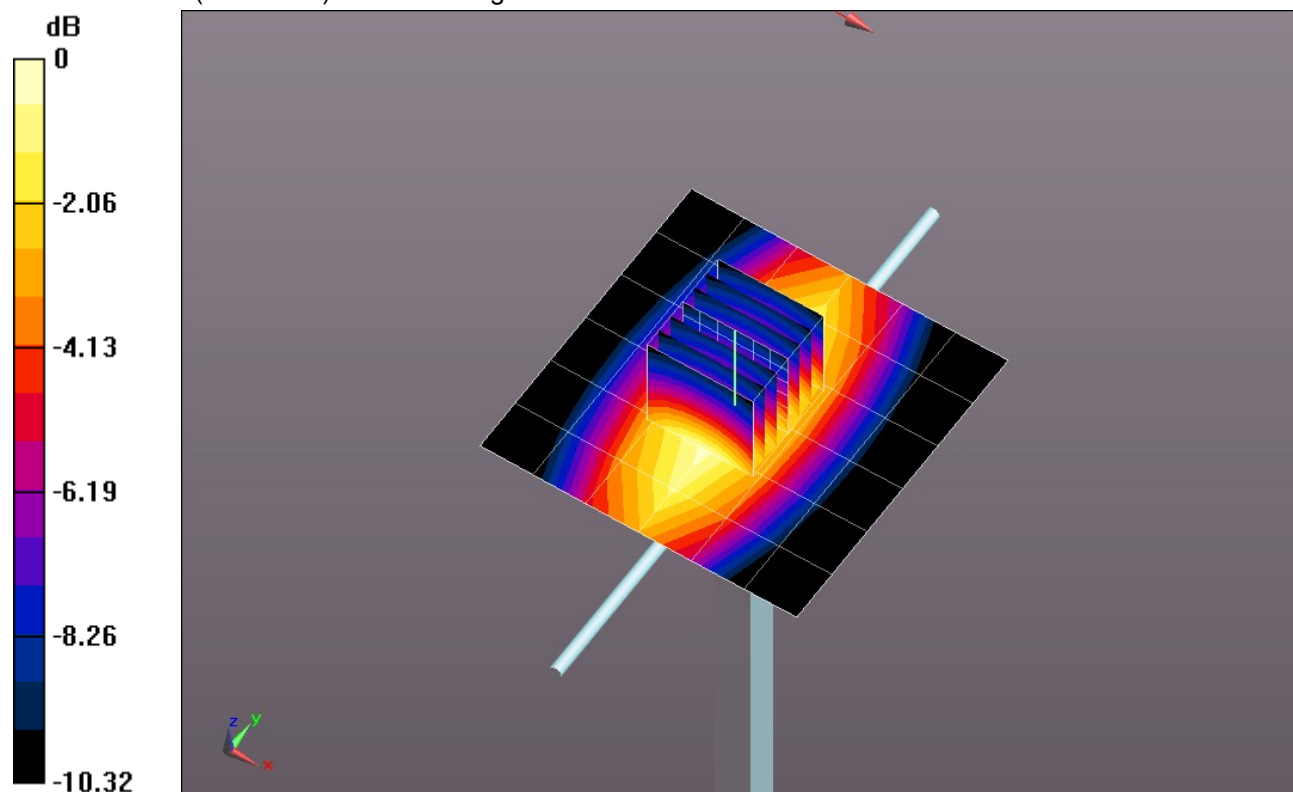
Body/Pin=100 mW/Zoom Scan (7x7x7)/Cube 0: Measurement grid: dx=5mm, dy=5mm, dz=5mm

Reference Value = 34.680 V/m; Power Drift = -0.08 dB

Peak SAR (extrapolated) = 1.3940

SAR(1 g) = 0.938 mW/g; SAR(10 g) = 0.615 mW/g

Maximum value of SAR (measured) = 1.143 mW/g

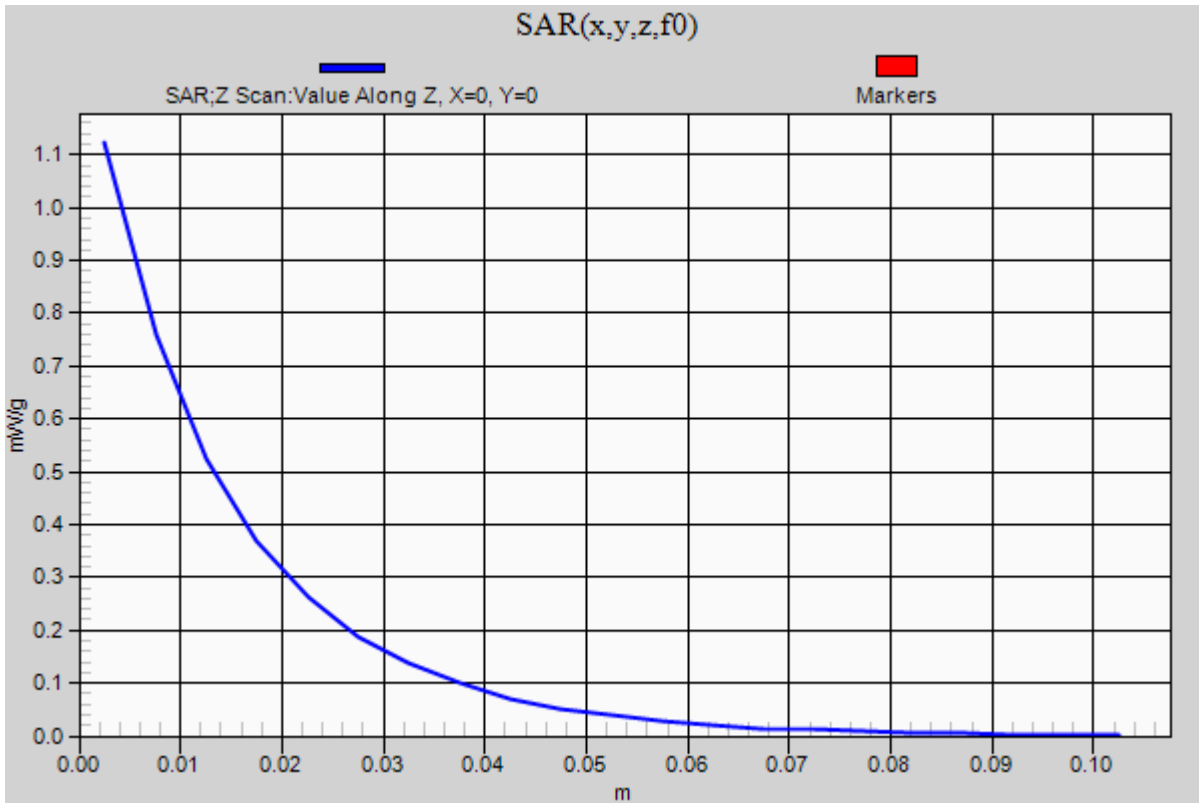


0 dB = 1.140mW/g = 1.14 dB mW/g

20121011 SystemPerformanceCheck-D835V2 SN 4d117

Frequency: 835 MHz; Duty Cycle: 1:1

Body/Pin=100 mW/Z Scan (1x1x21): Measurement grid: dx=20mm, dy=20mm, dz=5mm
Maximum value of SAR (measured) = 1.123 mW/g



20121016_SystemPerformanceCheck-D1750V2 SN 1050

Frequency: 1750 MHz; Duty Cycle: 1:1; Room Ambient Temperature: 24.0°C; Liquid Temperature: 23.0°C
 Medium parameters used: $f = 1750$ MHz; $\sigma = 1.502$ mho/m; $\epsilon_r = 52.31$; $\rho = 1000$ kg/m³

DASY5 Configuration:

- Area Scan Setting: Find Secondary Maximum Within: 2.0 dB and with a peak SAR value greater than 0.0012W/kg
- Electronics: DAE4 Sn1258; Calibrated: 3/8/2012
- Probe: EX3DV4 - SN3772; ConvF(7.55, 7.55, 7.55); Calibrated: 2/16/2012;
- Sensor-Surface: 2.5mm (Mechanical Surface Detection (Locations From Previous Scan Used)), Sensor-Surface: 2.5mm (Mechanical Surface Detection)
- Phantom: ELI v5.0 (A); Type: QDOVA001BB; Serial: 1119

Body/Pin=100 mW/Area Scan (7x7x1): Measurement grid: dx=15mm, dy=15mm

Maximum value of SAR (measured) = 4.08 W/kg

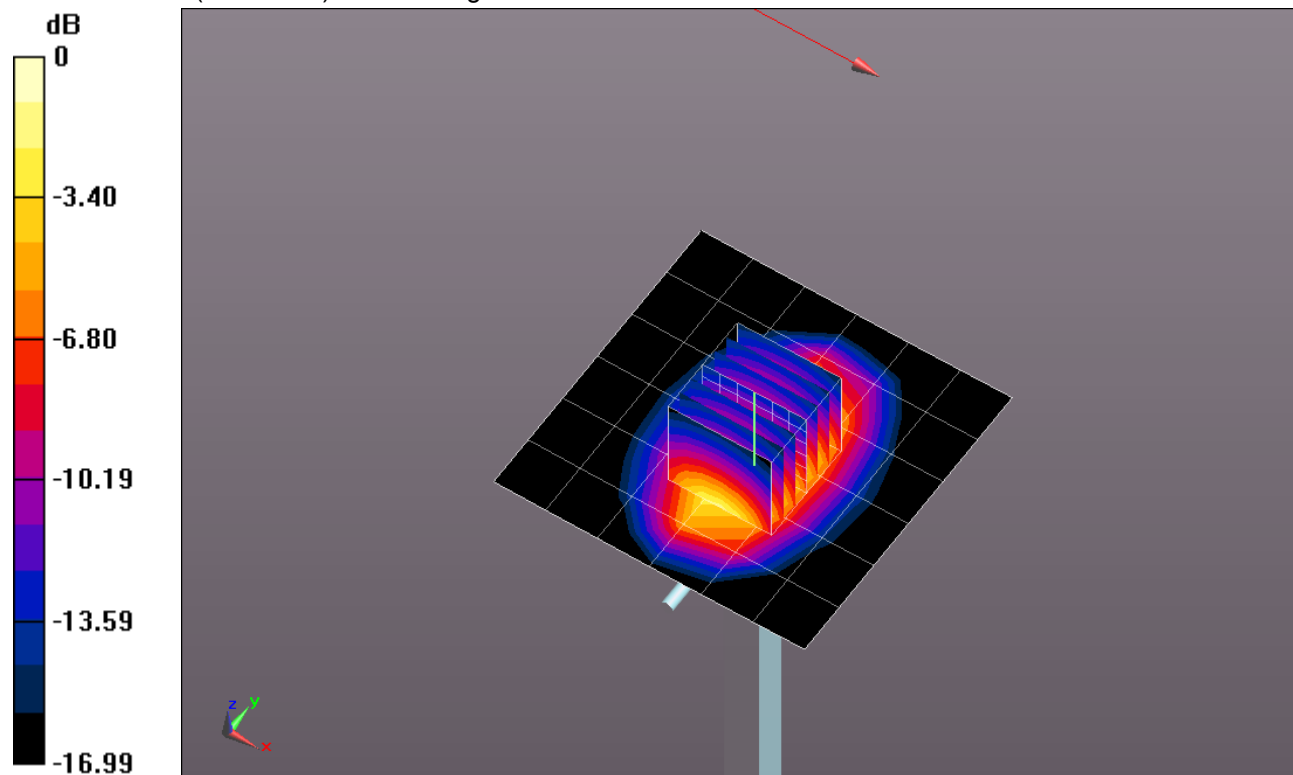
Body/Pin=100 mW/Zoom Scan (7x7x7)/Cube 0: Measurement grid: dx=5mm, dy=5mm, dz=5mm

Reference Value = 54.122 V/m; Power Drift = -0.09 dB

Peak SAR (extrapolated) = 6.50 W/kg

SAR(1 g) = 3.61 W/kg; SAR(10 g) = 1.92 W/kg

Maximum value of SAR (measured) = 4.80 W/kg

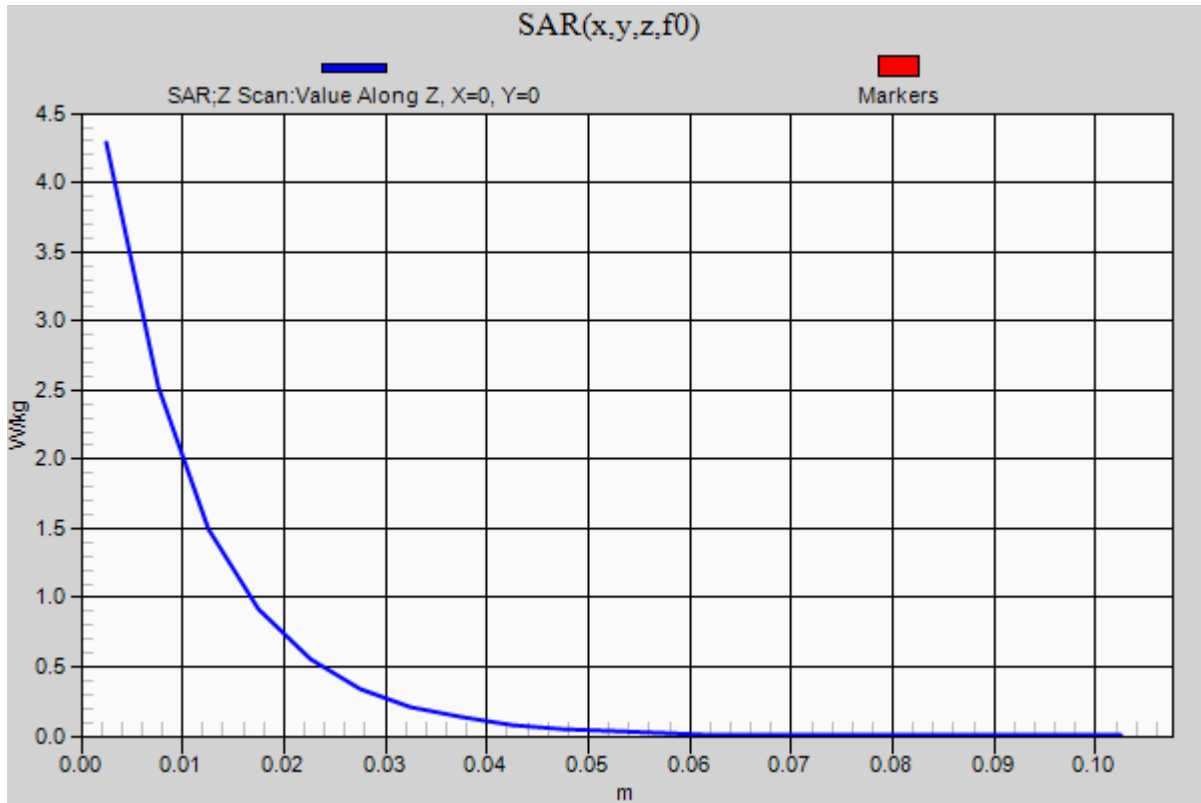


0 dB = 4.80 W/kg = 6.81 dBW/kg

20121016_SystemPerformanceCheck-D1750V2 SN 1050

Frequency: 1750 MHz; Duty Cycle: 1:1

Body/Pin=100 mW/Z Scan (1x1x21): Measurement grid: dx=20mm, dy=20mm, dz=5mm
Maximum value of SAR (measured) = 4.29 W/kg



20121102 SystemPerformanceCheck-D1900V2 SN 5d140

Frequency: 1900 MHz; Duty Cycle: 1:1; Room Ambient Temperature: 24.0°C; Liquid Temperature: 23.0°C
 Medium parameters used: $f = 1900 \text{ MHz}$; $\sigma = 1.512 \text{ mho/m}$; $\epsilon_r = 53.992$; $\rho = 1000 \text{ kg/m}^3$

DASY5 Configuration:

- Area Scan Setting: Find Secondary Maximum Within: 2.0 dB and with a peak SAR value greater than 0.0012W/kg
- Electronics: DAE4 Sn1239; Calibrated: 6/6/2012
- Probe: EX3DV4 - SN3773; ConvF(7.11, 7.11, 7.11); Calibrated: 3/14/2012;
- Sensor-Surface: 2.5mm (Mechanical Surface Detection)
- Phantom: ELI v5.0 (B); Type: QDOVA001BB; Serial: 1118

Body/Pin=100 mW/Area Scan (7x7x1): Measurement grid: dx=15mm, dy=15mm

Maximum value of SAR (measured) = 5.29 W/kg

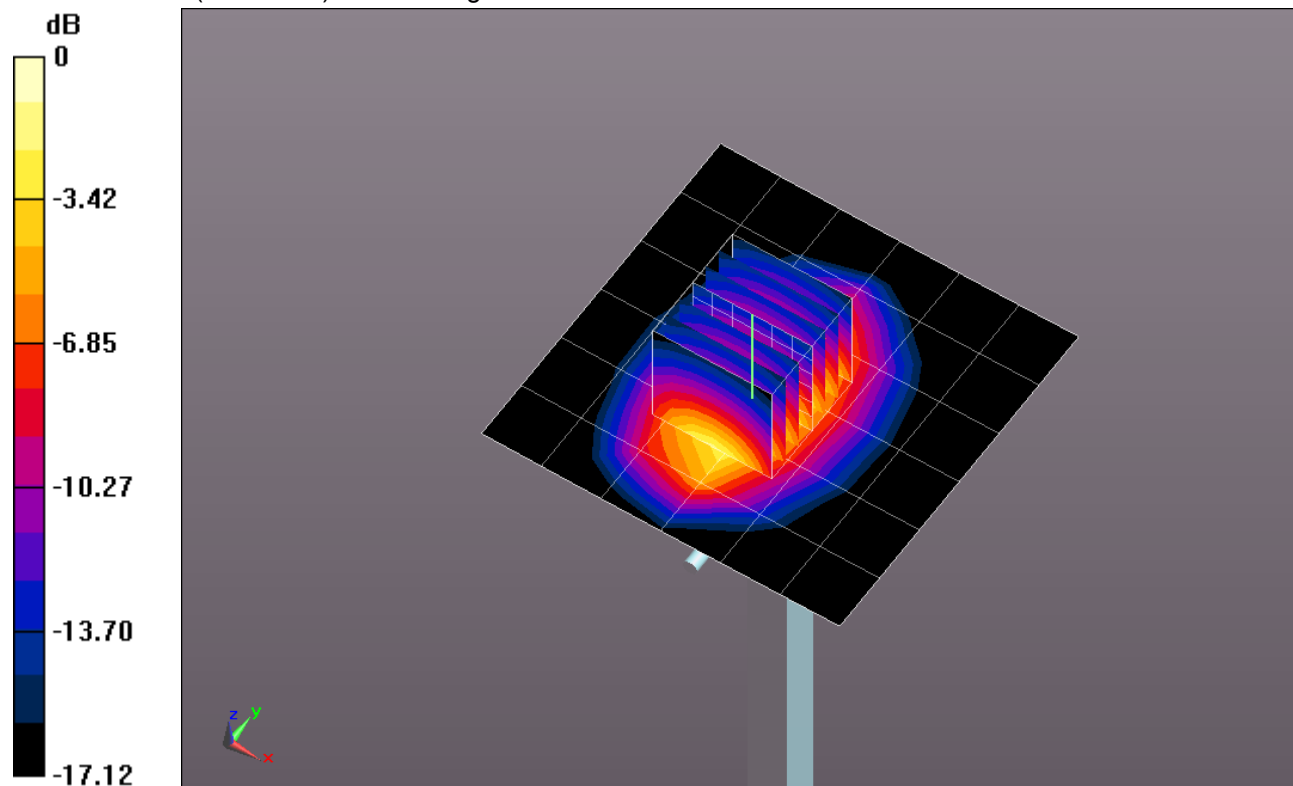
Body/Pin=100 mW/Zoom Scan (7x7x7)/Cube 0: Measurement grid: dx=5mm, dy=5mm, dz=5mm

Reference Value = 60.403 V/m; Power Drift = -0.10 dB

Peak SAR (extrapolated) = 7.54 W/kg

SAR(1 g) = 4.14 W/kg; SAR(10 g) = 2.17 W/kg

Maximum value of SAR (measured) = 5.57 W/kg

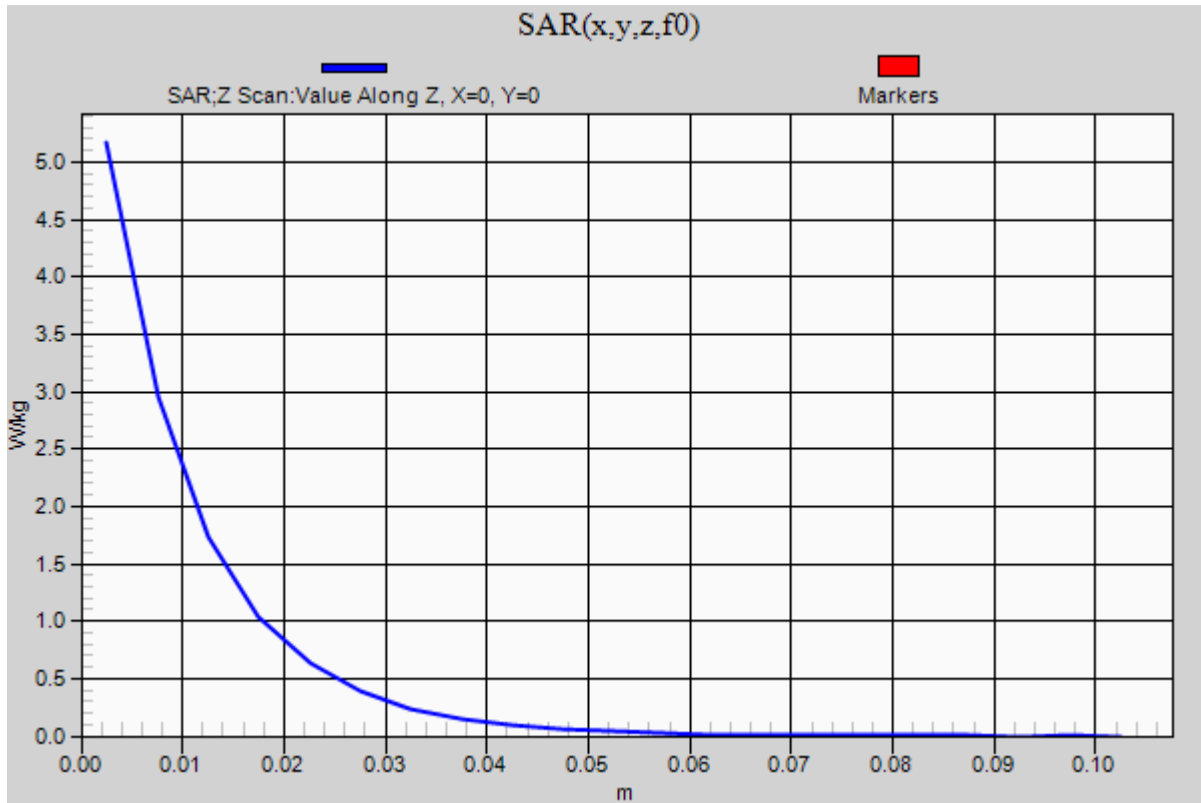


0 dB = 5.57 W/kg = 7.46 dBW/kg

20121102 SystemPerformanceCheck-D1900V2 SN 5d140

Frequency: 1900 MHz; Duty Cycle: 1:1

Body/Pin=100 mW/Z Scan (1x1x21): Measurement grid: dx=20mm, dy=20mm, dz=5mm
Maximum value of SAR (measured) = 5.17 W/kg



20121105_SystemPerformanceCheck-D1750V2 SN 1050

Frequency: 1750 MHz; Duty Cycle: 1:1; Room Ambient Temperature: 24.0°C; Liquid Temperature: 23.0°C
 Medium parameters used: $f = 1750$ MHz; $\sigma = 1.484$ mho/m; $\epsilon_r = 53.043$; $\rho = 1000$ kg/m³

DASY5 Configuration:

- Area Scan Setting: Find Secondary Maximum Within: 2.0 dB and with a peak SAR value greater than 0.0012W/kg
- Electronics: DAE4 Sn1258; Calibrated: 3/8/2012
- Probe: EX3DV4 - SN3773; ConvF(7.37, 7.37, 7.37); Calibrated: 3/14/2012;
- Sensor-Surface: 2.5mm (Mechanical Surface Detection (Locations From Previous Scan Used)), Sensor-Surface: 2.5mm (Mechanical Surface Detection)
- Phantom: ELI v5.0 (A); Type: QDOVA001BB; Serial: 1117

Body/Pin=100 mW/Area Scan (7x7x1): Measurement grid: dx=15mm, dy=15mm

Maximum value of SAR (measured) = 4.91 W/kg

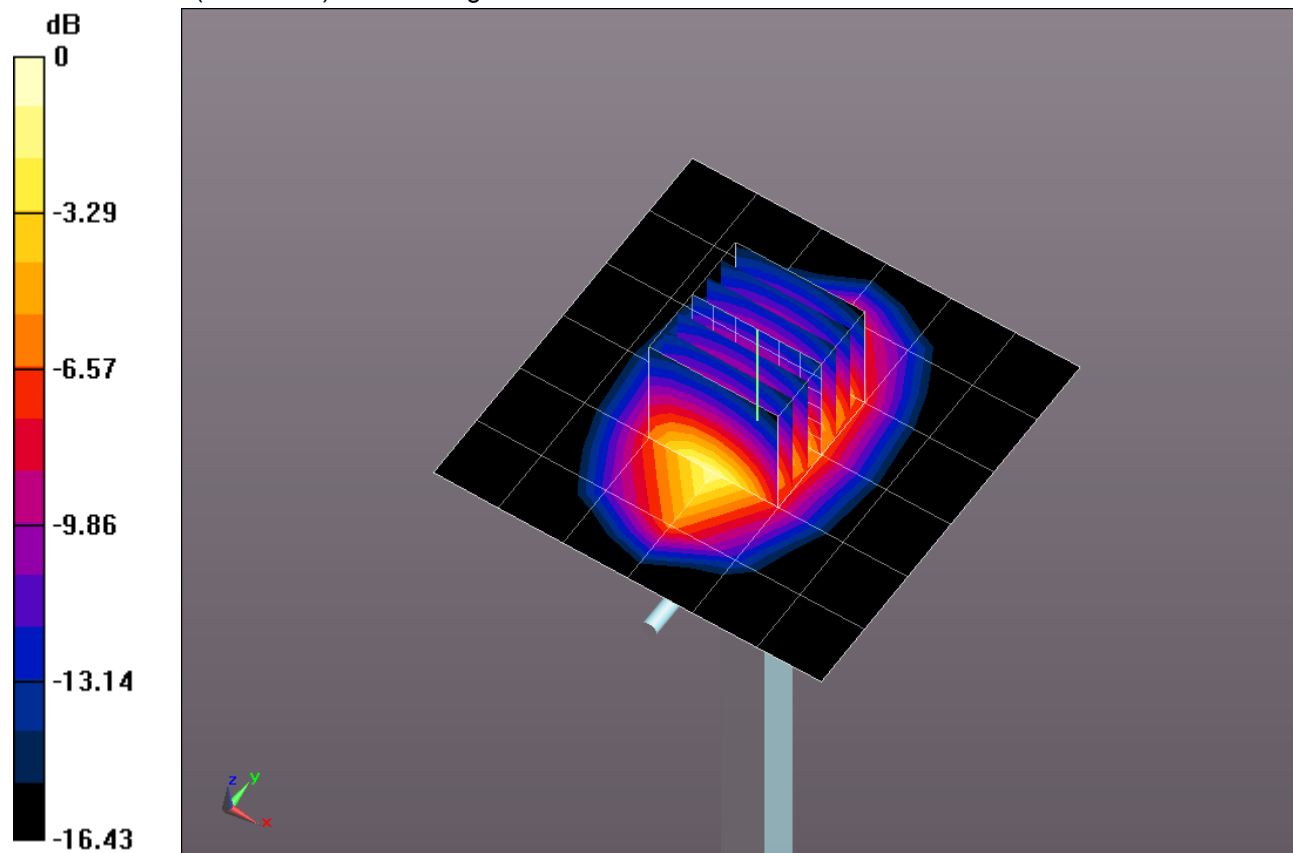
Body/Pin=100 mW/Zoom Scan (7x7x7)/Cube 0: Measurement grid: dx=5mm, dy=5mm, dz=5mm

Reference Value = 58.032 V/m; Power Drift = -0.01 dB

Peak SAR (extrapolated) = 6.62 W/kg

SAR(1 g) = 3.68 W/kg; SAR(10 g) = 1.96 W/kg

Maximum value of SAR (measured) = 4.89 W/kg

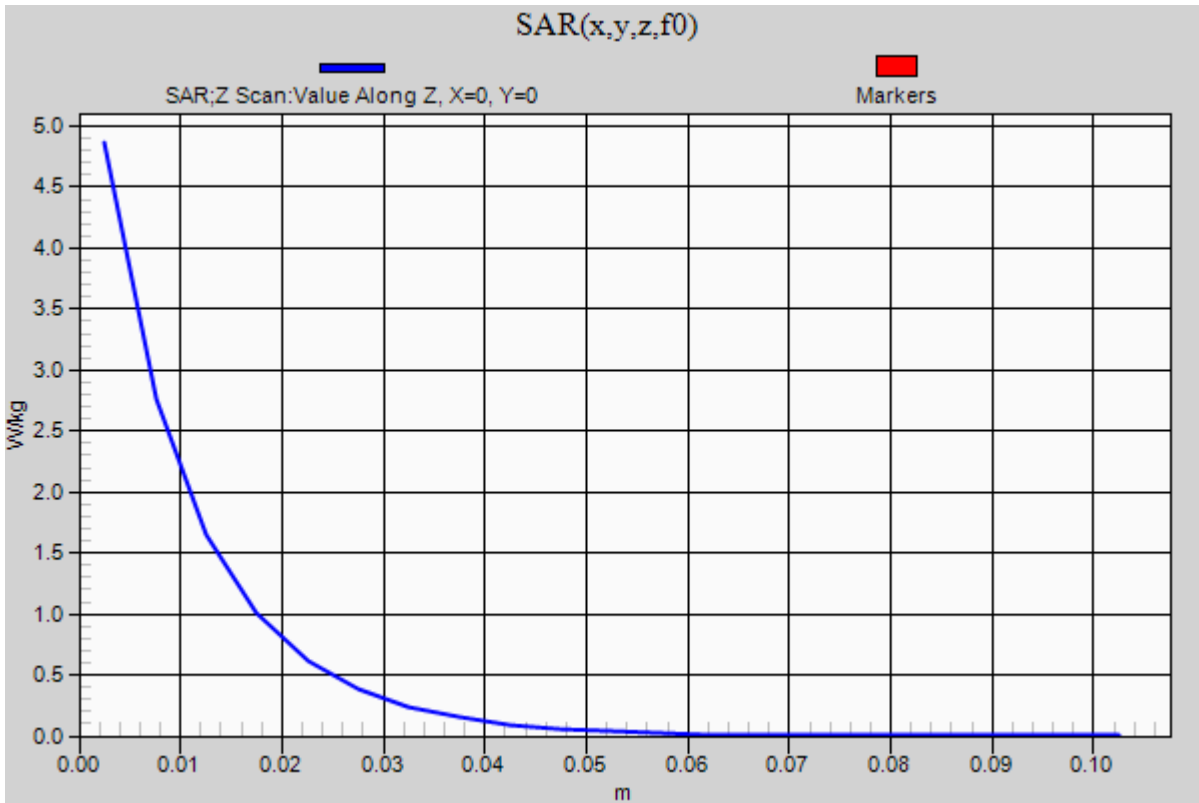


0 dB = 4.89 W/kg = 6.89 dBW/kg

20121105_SystemPerformanceCheck-D1750V2 SN 1050

Frequency: 1750 MHz; Duty Cycle: 1:1

Body/Pin=100 mW/Z Scan (1x1x21): Measurement grid: dx=20mm, dy=20mm, dz=5mm
Maximum value of SAR (measured) = 4.86 W/kg



20121105 SystemPerformanceCheck-D835V2 SN 4d117

Frequency: 835 MHz; Duty Cycle: 1:1; Room Ambient Temperature: 24.0°C; Liquid Temperature: 23.0°C
 Medium parameters used: $f = 835 \text{ MHz}$; $\sigma = 1.01 \text{ mho/m}$; $\epsilon_r = 53.104$; $\rho = 1000 \text{ kg/m}^3$

DASY5 Configuration:

- Area Scan Setting: Find Secondary Maximum Within: 2.0 dB and with a peak SAR value greater than 0.0012W/kg
- Electronics: DAE4 Sn1239; Calibrated: 6/6/2012
- Probe: EX3DV4 - SN3773; ConvF(8.74, 8.74, 8.74); Calibrated: 3/14/2012;
- Sensor-Surface: 2.5mm (Mechanical Surface Detection)
- Phantom: ELI v5.0 (A); Type: QDOVA001BB; Serial: 1117

Body/Pin=100 mW/Area Scan (7x7x1): Measurement grid: dx=15mm, dy=15mm

Maximum value of SAR (measured) = 1.18 W/kg

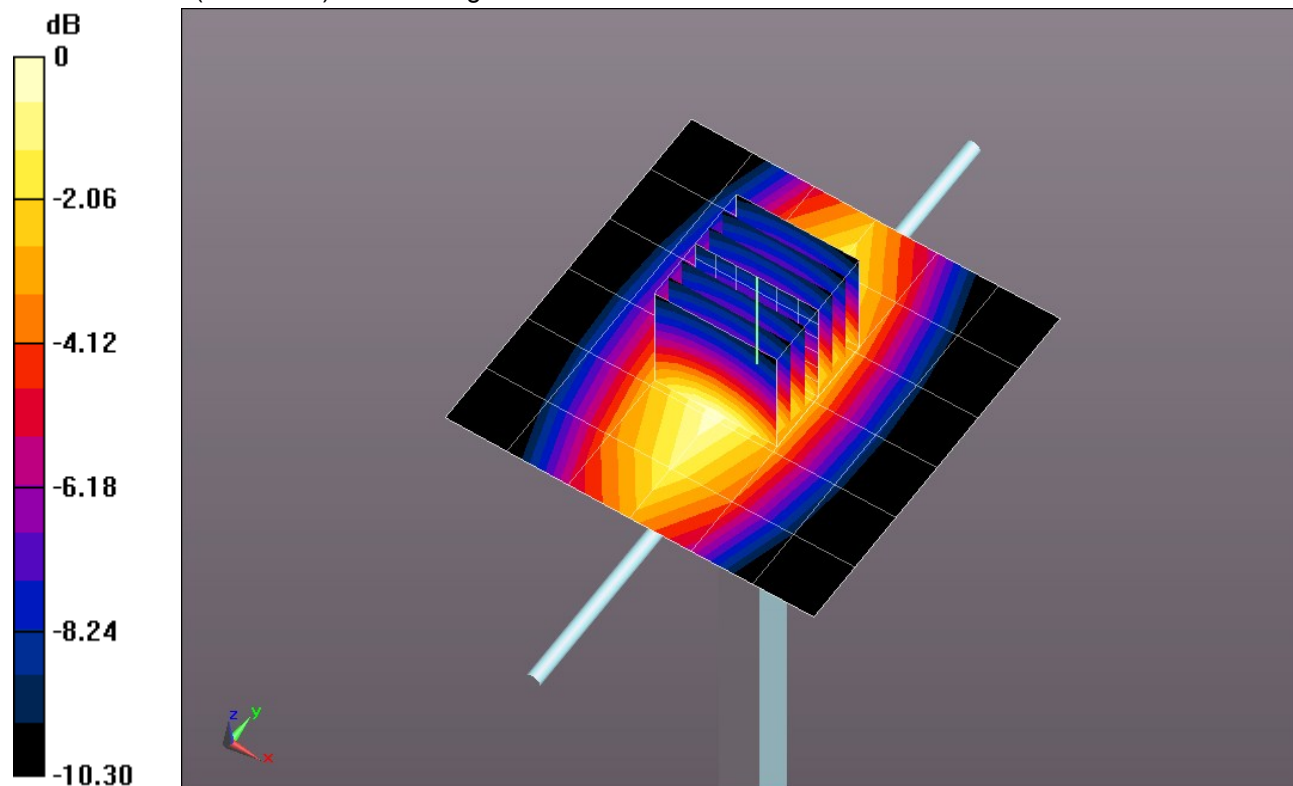
Body/Pin=100 mW/Zoom Scan (7x7x7)/Cube 0: Measurement grid: dx=5mm, dy=5mm, dz=5mm

Reference Value = 34.689 V/m; Power Drift = -0.02 dB

Peak SAR (extrapolated) = 1.43 W/kg

SAR(1 g) = 0.970 W/kg; SAR(10 g) = 0.638 W/kg

Maximum value of SAR (measured) = 1.17 W/kg

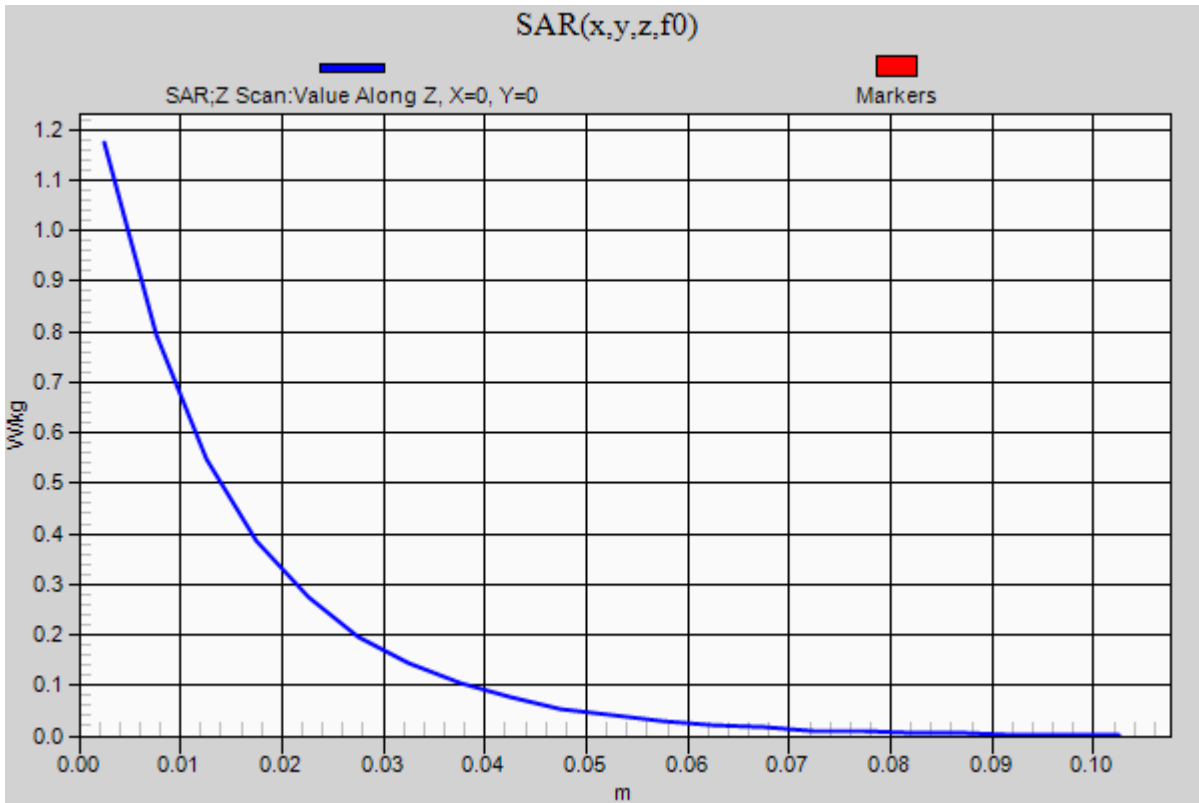


0 dB = 1.17 W/kg = 0.68 dBW/kg

20121105 SystemPerformanceCheck-D835V2 SN 4d117

Frequency: 835 MHz; Duty Cycle: 1:1

Body/Pin=100 mW/Z Scan (1x1x21): Measurement grid: dx=20mm, dy=20mm, dz=5mm
Maximum value of SAR (measured) = 1.17 W/kg



20121106_SystemPerformanceCheck-D1900V2 SN 5d140

Frequency: 1900 MHz; Duty Cycle: 1:1; Room Ambient Temperature: 24.0°C; Liquid Temperature: 23.0°C
 Medium parameters used: $f = 1900 \text{ MHz}$; $\sigma = 1.548 \text{ mho/m}$; $\epsilon_r = 52.48$; $\rho = 1000 \text{ kg/m}^3$

DASY5 Configuration:

- Area Scan Setting: Find Secondary Maximum Within: 2.0 dB and with a peak SAR value greater than 0.0012W/kg
- Electronics: DAE4 Sn1239; Calibrated: 6/6/2012
- Probe: EX3DV4 - SN3773; ConvF(7.11, 7.11, 7.11); Calibrated: 3/14/2012;
- Sensor-Surface: 2.5mm (Mechanical Surface Detection)
- Phantom: ELI v5.0 (B); Type: QDOVA001BB; Serial: 1099

Body/Pin=100 mW/Area Scan (7x7x1): Measurement grid: dx=15mm, dy=15mm

Maximum value of SAR (measured) = 5.13 W/kg

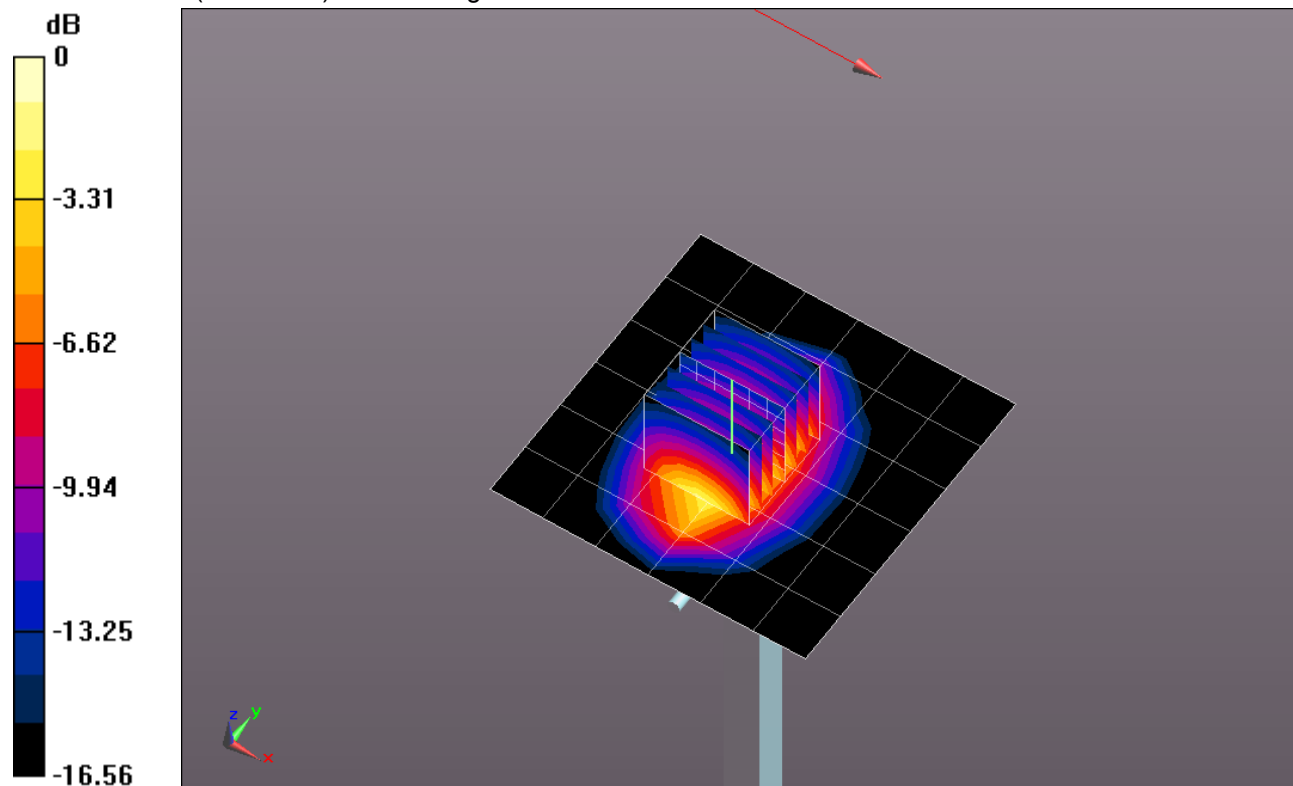
Body/Pin=100 mW/Zoom Scan (7x7x7)/Cube 0: Measurement grid: dx=5mm, dy=5mm, dz=5mm

Reference Value = 57.973 V/m; Power Drift = 0.12 dB

Peak SAR (extrapolated) = 7.37 W/kg

SAR(1 g) = 4.09 W/kg; SAR(10 g) = 2.16 W/kg

Maximum value of SAR (measured) = 5.49 W/kg

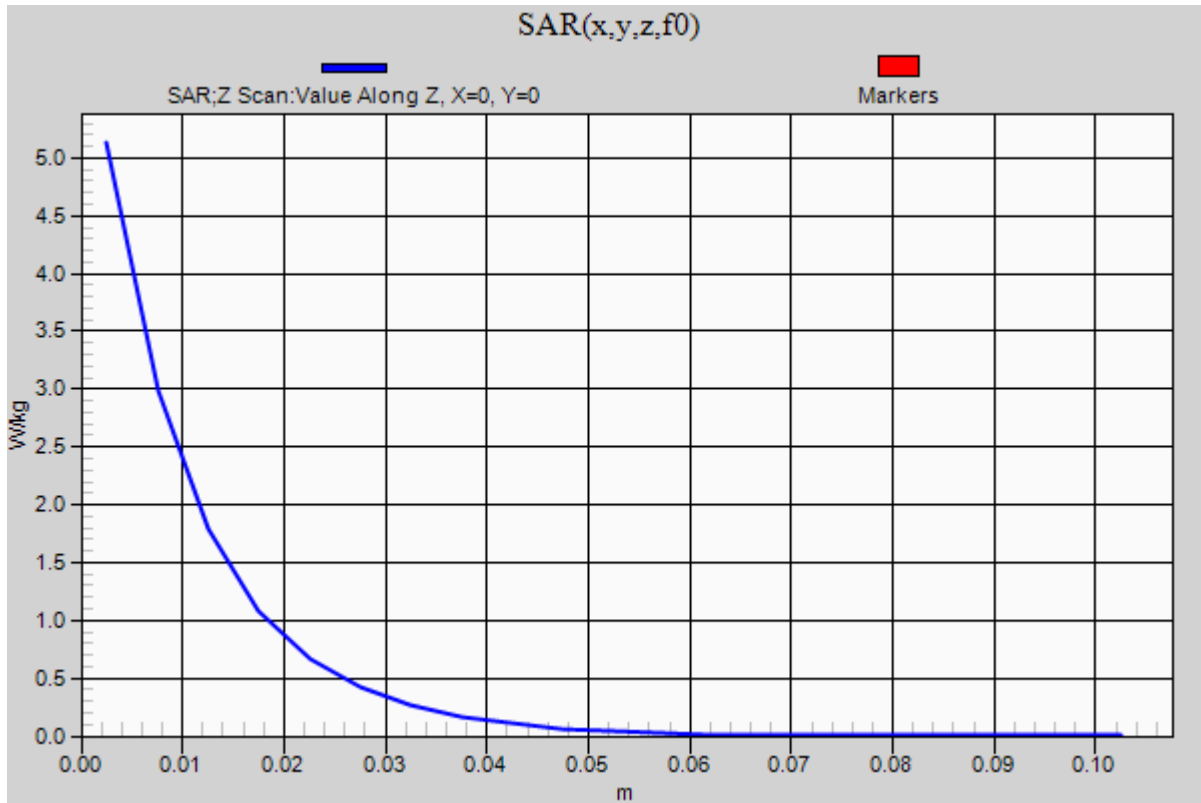


0 dB = 5.49 W/kg = 7.40 dBW/kg

20121106_SystemPerformanceCheck-D1900V2 SN 5d140

Frequency: 1900 MHz; Duty Cycle: 1:1

Body/Pin=100 mW/Z Scan (1x1x21): Measurement grid: dx=20mm, dy=20mm, dz=5mm
Maximum value of SAR (measured) = 5.13 W/kg



20121107 SystemPerformanceCheck-D835V2 SN 4d117

Frequency: 835 MHz; Duty Cycle: 1:1; Room Ambient Temperature: 24.0°C; Liquid Temperature: 23.0°C
 Medium parameters used: $f = 835 \text{ MHz}$; $\sigma = 1.007 \text{ mho/m}$; $\epsilon_r = 54.303$; $\rho = 1000 \text{ kg/m}^3$

DASY5 Configuration:

- Area Scan Setting: Find Secondary Maximum Within: 2.0 dB and with a peak SAR value greater than 0.0012W/kg
- Electronics: DAE4 Sn1239; Calibrated: 6/6/2012
- Probe: EX3DV4 - SN3773; ConvF(8.74, 8.74, 8.74); Calibrated: 3/14/2012;
- Sensor-Surface: 2.5mm (Mechanical Surface Detection)
- Phantom: ELI v5.0 (A); Type: QDOVA001BB; Serial: 1117

Body/Pin=100 mW/Area Scan (7x7x1): Measurement grid: dx=15mm, dy=15mm

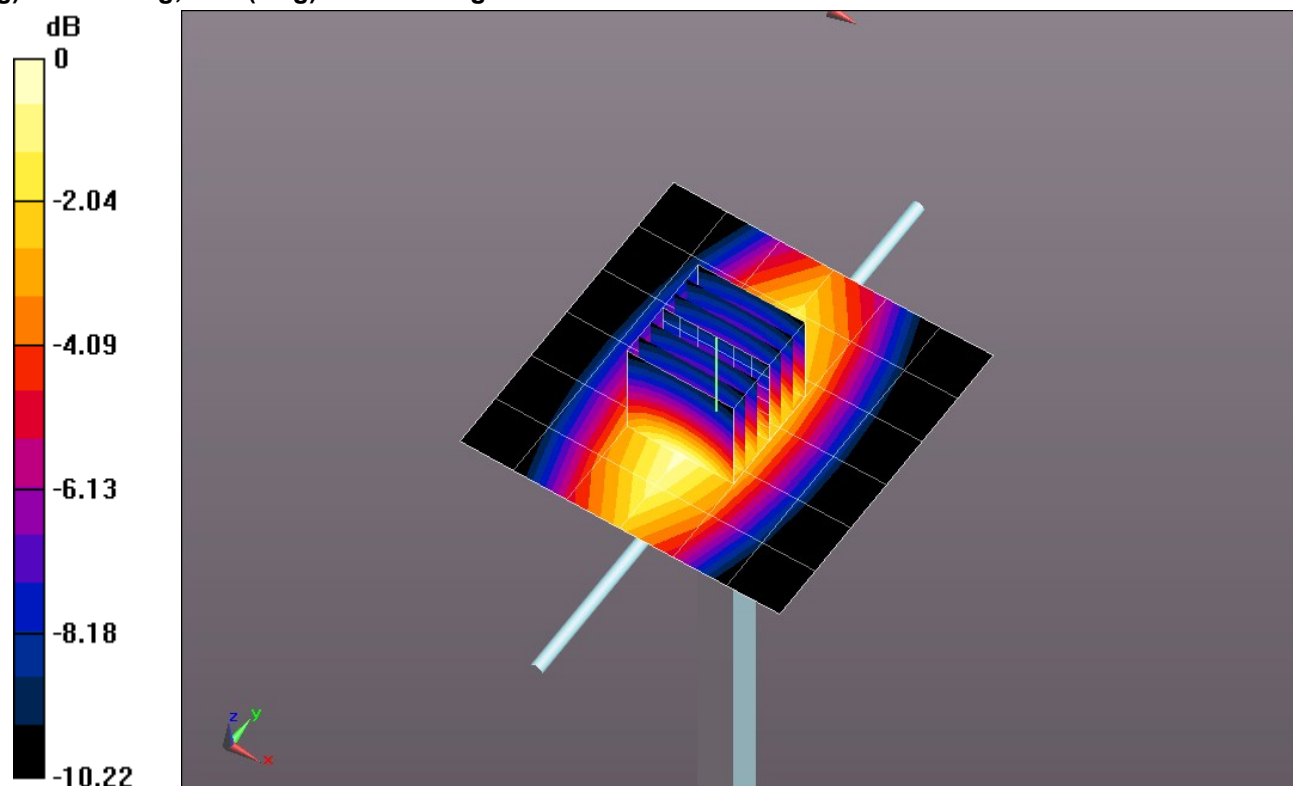
Maximum value of SAR (measured) = 1.22 W/kg

Body/Pin=100 mW/Zoom Scan (7x7x7)/Cube 0: Measurement grid: dx=5mm, dy=5mm, dz=5mm

Reference Value = 35.303 V/m; Power Drift = 0.00 dB

Peak SAR (extrapolated) = 1.48 W/kg

SAR(1 g) = 1.01 W/kg; SAR(10 g) = 0.664 W/kg

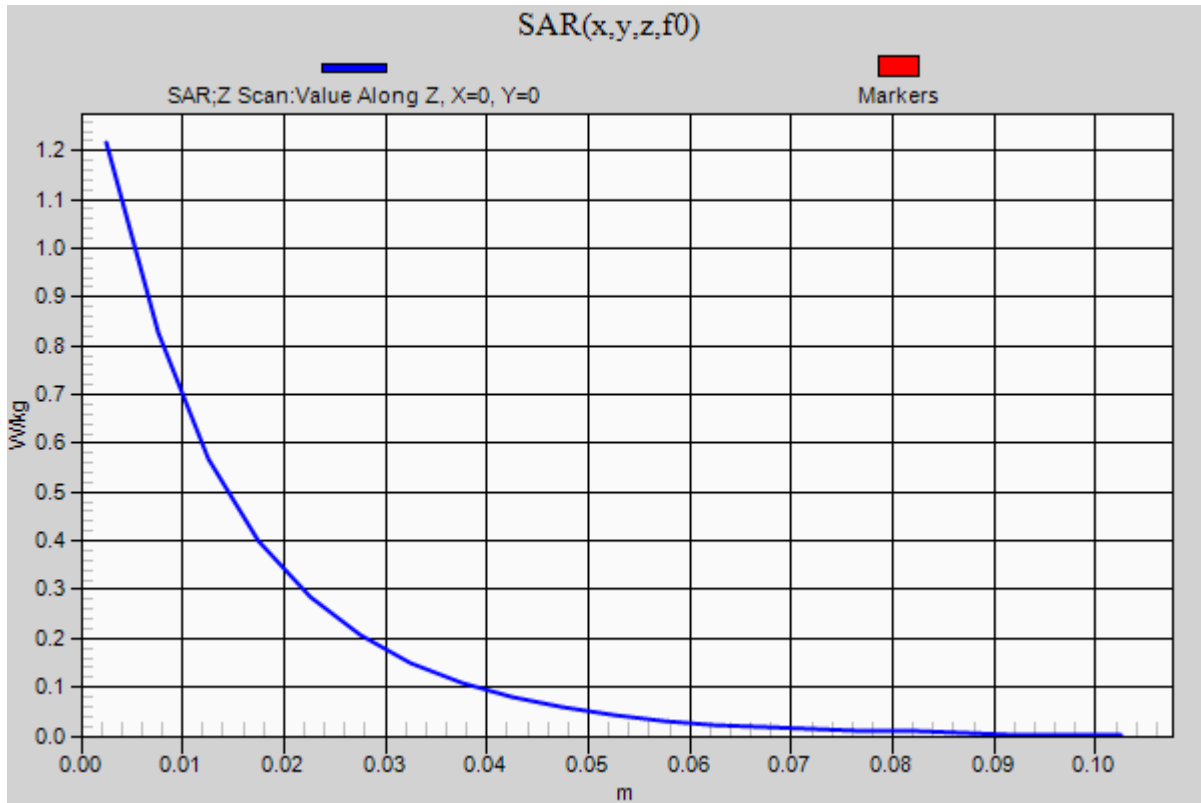


0 dB = 1.22 W/kg = 0.86 dBW/kg

20121107 SystemPerformanceCheck-D835V2 SN 4d117

Frequency: 835 MHz; Duty Cycle: 1:1

Body/Pin=100 mW/Z Scan (1x1x21): Measurement grid: dx=20mm, dy=20mm, dz=5mm
Maximum value of SAR (measured) = 1.22 W/kg



20121107_SystemPerformanceCheck-D1900V2 SN 5d140

Frequency: 1900 MHz; Duty Cycle: 1:1; Room Ambient Temperature: 25.0°C; Liquid Temperature: 24.0°C

Medium parameters used: $f = 1900$ MHz; $\sigma = 1.516$ mho/m; $\epsilon_r = 52.752$; $\rho = 1000$ kg/m³

DASY5 Configuration:

- Area Scan Setting: Find Secondary Maximum Within: 2.0 dB and with a peak SAR value greater than 0.0012W/kg
- Electronics: DAE4 Sn1239; Calibrated: 6/6/2012
- Probe: EX3DV4 - SN3773; ConvF(7.11, 7.11, 7.11); Calibrated: 3/14/2012;
- Sensor-Surface: 2.5mm (Mechanical Surface Detection)
- Phantom: ELI v5.0 (B); Type: QDOVA001BB; Serial: 1099

Body/Pin=100 mW/Area Scan (7x7x1): Measurement grid: dx=15mm, dy=15mm

Maximum value of SAR (measured) = 5.45 W/kg

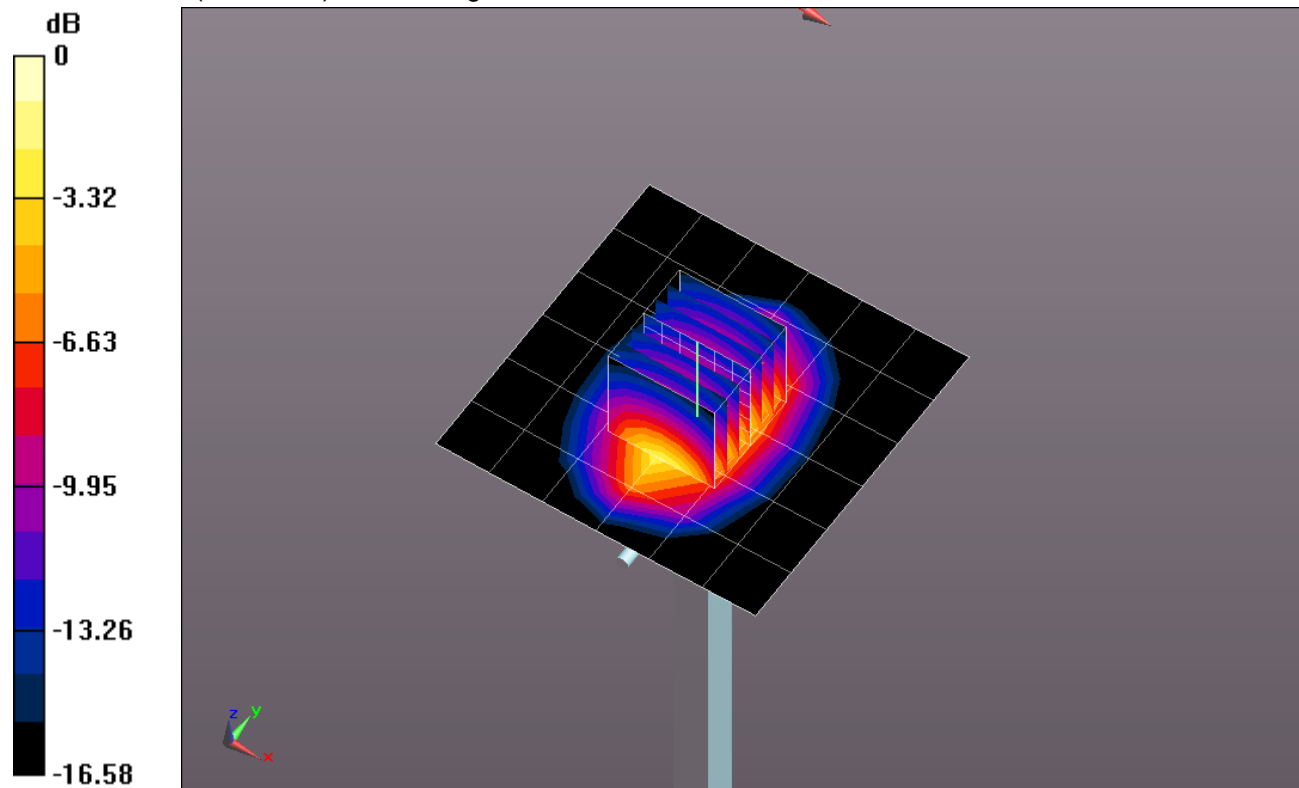
Body/Pin=100 mW/Zoom Scan (7x7x7)/Cube 0: Measurement grid: dx=5mm, dy=5mm, dz=5mm

Reference Value = 60.427 V/m; Power Drift = -0.14 dB

Peak SAR (extrapolated) = 7.61 W/kg

SAR(1 g) = 4.24 W/kg; SAR(10 g) = 2.25 W/kg

Maximum value of SAR (measured) = 5.65 W/kg



0 dB = 5.65 W/kg = 7.52 dBW/kg

20121107_SystemPerformanceCheck-D1900V2 SN 5d140

Frequency: 1900 MHz; Duty Cycle: 1:1

Body/Pin=100 mW/Z Scan (1x1x21): Measurement grid: dx=20mm, dy=20mm, dz=5mm
Maximum value of SAR (measured) = 5.46 W/kg

