

WiFi 5 GHz

Frequency: 5200 MHz; Duty Cycle: 1:1; Room Ambient Temperature: 25.0°C; Liquid Temperature: 24.0°C
 Medium parameters used: $f = 5200 \text{ MHz}$; $\sigma = 5.35 \text{ mho/m}$; $\epsilon_r = 47.6$; $\rho = 1000 \text{ kg/m}^3$;
 DASY4 Configuration:

- Area Scan setting - Find Secondary Maximum Within: 2.0 dB and with a peak SAR value greater than 0.0012W/kg
- Electronics: DAE3 Sn500; Calibrated: 6/13/2012
- Probe: EX3DV4 - SN3749; ConvF(4.23, 4.23, 4.23); Calibrated: 1/27/2012
- Sensor-Surface: 2.5mm (Mechanical Surface Detection)Sensor-Surface: 2mm (Mechanical Surface Detection)
- Phantom: Flat Phantom ELI4.0; Type: QDOVA001BB; Serial: SN:1017

Main_Rear_802.11a_ch 40/Area Scan (8x10x1): Measurement grid: dx=10mm, dy=10mm
 Maximum value of SAR (measured) = 0.028 mW/g

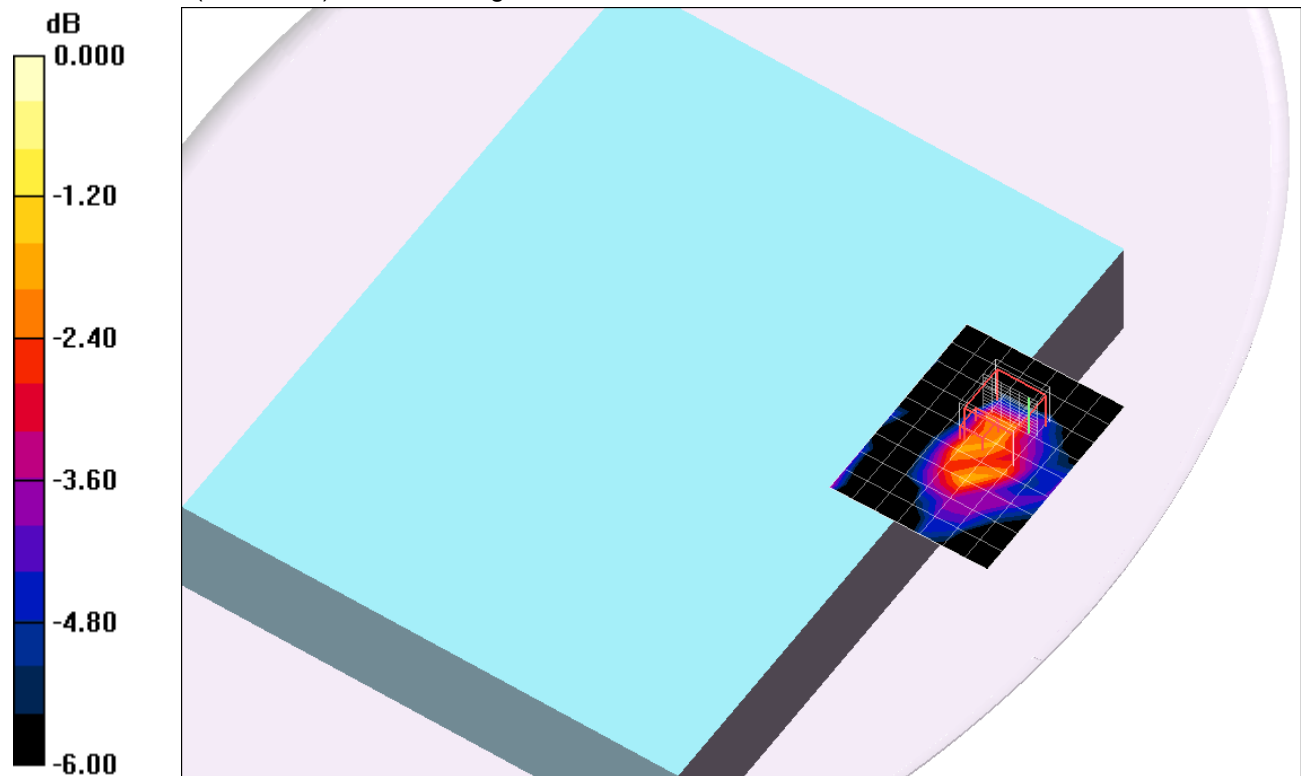
Main_Rear_802.11a_ch 40/Zoom Scan (7x7x12)/Cube 0: Measurement grid: dx=4mm, dy=4mm, dz=2mm

Reference Value = 2.05 V/m; Power Drift = 0.032 dB

Peak SAR (extrapolated) = 0.252 W/kg

SAR(1 g) = 0.025 mW/g; SAR(10 g) = 0.00985 mW/g

Maximum value of SAR (measured) = 0.041 mW/g



0 dB = 0.041mW/g

WiFi 5 GHz

Frequency: 5240 MHz; Duty Cycle: 1:1; Room Ambient Temperature: 25.0°C; Liquid Temperature: 24.0°C
Medium parameters used: $f = 5240$ MHz; $\sigma = 5.4$ mho/m; $\epsilon_r = 47.5$; $\rho = 1000$ kg/m³;

DASY4 Configuration:

- Area Scan setting - Find Secondary Maximum Within: 2.0 dB and with a peak SAR value greater than 0.0012W/kg
- Electronics: DAE3 Sn500; Calibrated: 6/13/2012
- Probe: EX3DV4 - SN3749; ConvF(4.23, 4.23, 4.23); Calibrated: 1/27/2012
- Sensor-Surface: 2.5mm (Mechanical Surface Detection (Locations From Previous Scan Used))Sensor-Surface: 2mm (Mechanical Surface Detection)
- Phantom: Flat Phantom ELI4.0; Type: QDOVA001BB; Serial: SN:1017

Main_Rear_802.11a_ch 48/Area Scan (8x10x1): Measurement grid: dx=10mm, dy=10mm
Maximum value of SAR (measured) = 0.032 mW/g


Main_Rear_802.11a_ch 48/Zoom Scan (7x7x12)/Cube 0: Measurement grid: dx=4mm, dy=4mm, dz=2mm

Reference Value = 2.42 V/m; Power Drift = 0.02 dB

Peak SAR (extrapolated) = 0.322 W/kg

SAR(1 g) = 0.027 mW/g; SAR(10 g) = 0.00874 mW/g

Maximum value of SAR (measured) = 0.043 mW/g



0 dB = 0.043mW/g

WiFi 5 GHz

Frequency: 5200 MHz; Duty Cycle: 1:1; Room Ambient Temperature: 25.0°C; Liquid Temperature: 24.0°C
 Medium parameters used: $f = 5200$ MHz; $\sigma = 5.29$ mho/m; $\epsilon_r = 48.4$; $\rho = 1000$ kg/m³;

DASY4 Configuration:

- Area Scan setting - Find Secondary Maximum Within: 2.0 dB and with a peak SAR value greater than 0.0012W/kg
- Electronics: DAE3 Sn500; Calibrated: 6/13/2012
- Probe: EX3DV4 - SN3749; ConvF(4.23, 4.23, 4.23); Calibrated: 1/27/2012
- Sensor-Surface: 2.5mm (Mechanical Surface Detection)Sensor-Surface: 2mm (Mechanical Surface Detection)
- Phantom: Flat Phantom ELI4.0; Type: QDOVA001BB; Serial: SN:1017

Aux_Rear_802.11a_ch 40/Area Scan (8x8x1): Measurement grid: dx=10mm, dy=10mm

Maximum value of SAR (measured) = 0.189 mW/g

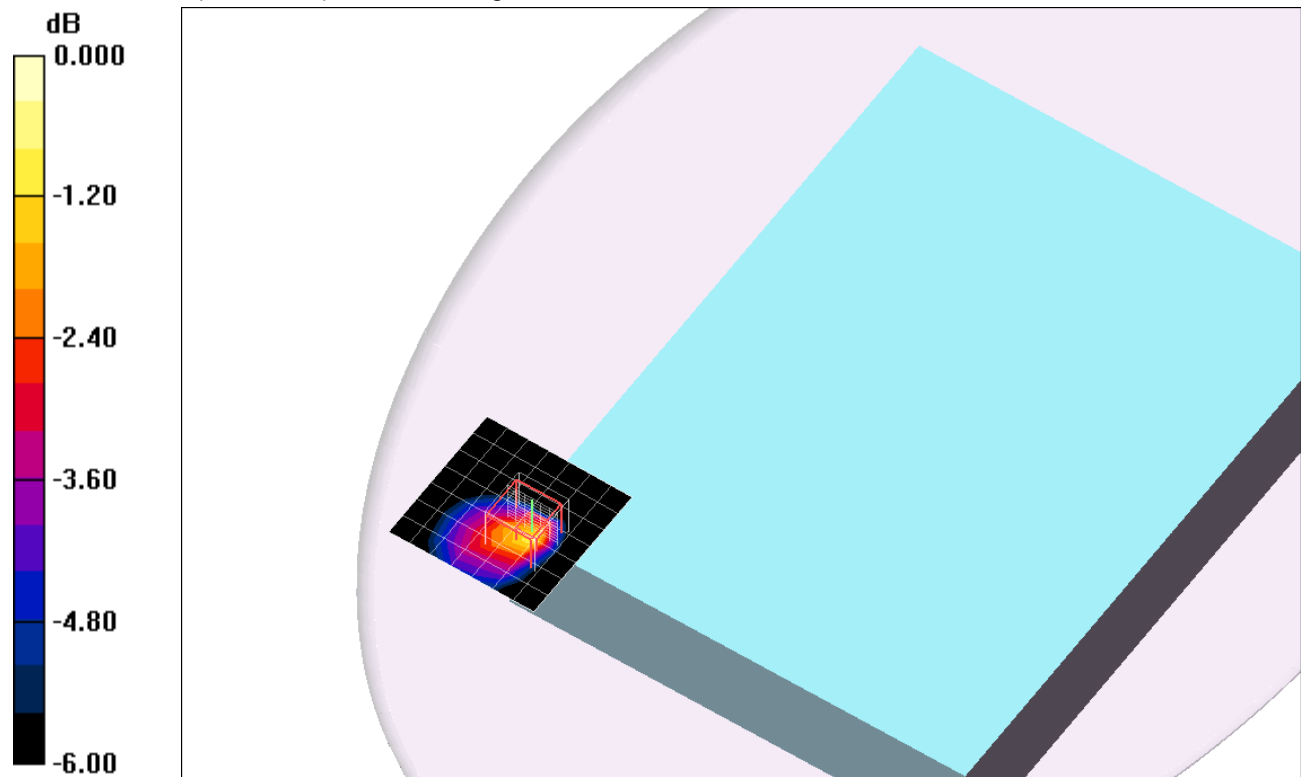
Aux_Rear_802.11a_ch 40/Zoom Scan (7x7x12)/Cube 0: Measurement grid: dx=4mm, dy=4mm, dz=2mm

Reference Value = 6.63 V/m; Power Drift = -0.049 dB

Peak SAR (extrapolated) = 0.449 W/kg

SAR(1 g) = 0.124 mW/g; SAR(10 g) = 0.051 mW/g

Maximum value of SAR (measured) = 0.223 mW/g



0 dB = 0.223mW/g

WiFi 5 GHz

Frequency: 5240 MHz; Duty Cycle: 1:1; Room Ambient Temperature: 25.0°C; Liquid Temperature: 24.0°C
 Medium parameters used: $f = 5240$ MHz; $\sigma = 5.37$ mho/m; $\epsilon_r = 48.4$; $\rho = 1000$ kg/m³;

DASY4 Configuration:

- Area Scan setting - Find Secondary Maximum Within: 2.0 dB and with a peak SAR value greater than 0.0012W/kg
- Electronics: DAE3 Sn500; Calibrated: 6/13/2012
- Probe: EX3DV4 - SN3749; ConvF(4.23, 4.23, 4.23); Calibrated: 1/27/2012
- Sensor-Surface: 2.5mm (Mechanical Surface Detection (Locations From Previous Scan Used))Sensor-Surface: 2mm (Mechanical Surface Detection)
- Phantom: Flat Phantom ELI4.0; Type: QDOVA001BB; Serial: SN:1017

Aux_Rear_802.11a_ch 48/Area Scan (8x8x1): Measurement grid: dx=10mm, dy=10mm
 Maximum value of SAR (measured) = 0.184 mW/g

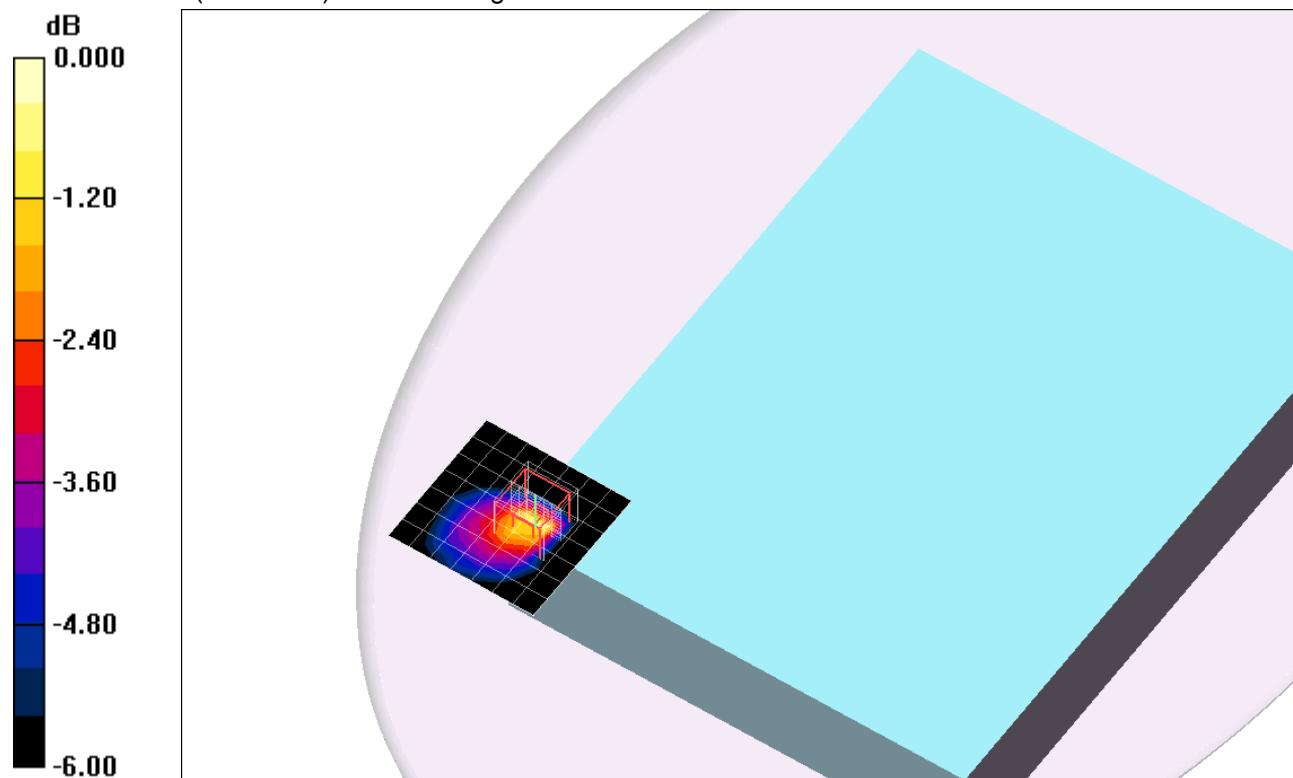
Aux_Rear_802.11a_ch 48/Zoom Scan (7x7x12)/Cube 0: Measurement grid: dx=4mm, dy=4mm, dz=2mm

Reference Value = 5.71 V/m; Power Drift = 0.146 dB

Peak SAR (extrapolated) = 0.476 W/kg

SAR(1 g) = 0.134 mW/g; SAR(10 g) = 0.050 mW/g

Maximum value of SAR (measured) = 0.236 mW/g



0 dB = 0.236mW/g

WiFi 5 GHz

Frequency: 5180 MHz; Duty Cycle: 1:1; Room Ambient Temperature: 25.0°C; Liquid Temperature: 24.0°C
 Medium parameters used: $f = 5180 \text{ MHz}$; $\sigma = 5.28 \text{ mho/m}$; $\epsilon_r = 49.6$; $\rho = 1000 \text{ kg/m}^3$ Medium parameters used: $f = 5180 \text{ MHz}$;
 $\sigma = 5.33 \text{ mho/m}$; $\epsilon_r = 48.8$; $\rho = 1000 \text{ kg/m}^3$;

DASY4 Configuration:

- Area Scan setting - Find Secondary Maximum Within: 2.0 dB and with a peak SAR value greater than 0.0012W/kg
- Electronics: DAE3 Sn500; Calibrated: 6/13/2012
- Probe: EX3DV4 - SN3749; ConvF(4.23, 4.23, 4.23); Calibrated: 1/27/2012
- Sensor-Surface: 2.5mm (Mechanical Surface Detection (Locations From Previous Scan Used))Sensor-Surface: 2mm (Mechanical Surface Detection)Sensor-Surface: 2.5mm (Mechanical Surface Detection)
- Phantom: Flat Phantom ELI4.0; Type: QDOVA001BB; Serial: SN:1017

Main + Aux_Rear @ Main_802.11n HT20_ch 36/Area Scan (8x10x1): Measurement grid:

$dx=10\text{mm}$, $dy=10\text{mm}$

Maximum value of SAR (measured) = 0.020 mW/g

Main + Aux_Rear @ Main_802.11n HT20_ch 36/Zoom Scan (7x7x12)/Cube 0: Measurement

grid: $dx=4\text{mm}$, $dy=4\text{mm}$, $dz=2\text{mm}$

Reference Value = 1.67 V/m; Power Drift = -0.123 dB

Peak SAR (extrapolated) = 0.115 W/kg

SAR(1 g) = 0.00922 mW/g; SAR(10 g) = 0.00336 mW/g

Maximum value of SAR (measured) = 0.018 mW/g

Main + Aux_Rear @ Aux_802.11n HT20_ch 36/Area Scan (8x8x1): Measurement grid: $dx=10\text{mm}$,

$dy=10\text{mm}$

Maximum value of SAR (measured) = 0.137 mW/g

Main + Aux_Rear @ Aux_802.11n HT20_ch 36/Zoom Scan (7x7x12)/Cube 0: Measurement

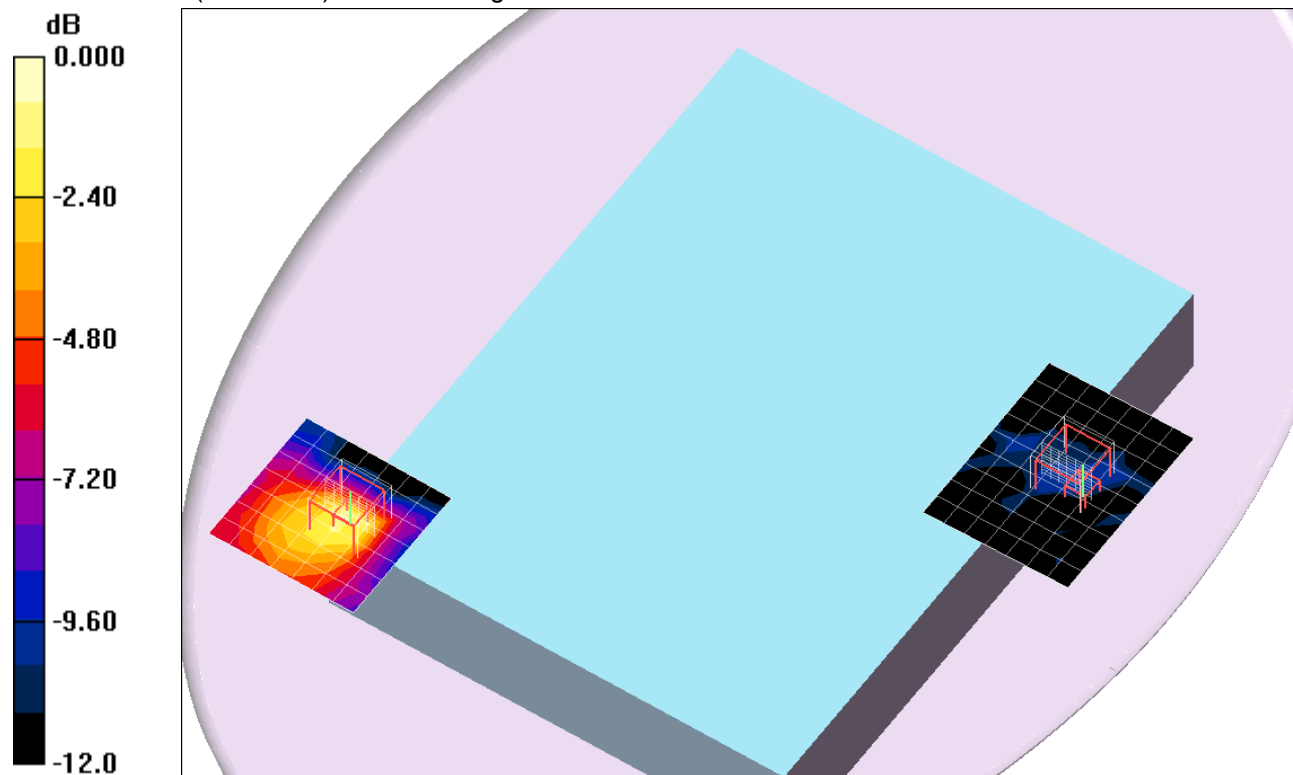
grid: $dx=4\text{mm}$, $dy=4\text{mm}$, $dz=2\text{mm}$

Reference Value = 5.34 V/m; Power Drift = -0.134 dB

Peak SAR (extrapolated) = 0.401 W/kg

SAR(1 g) = 0.100 mW/g; SAR(10 g) = 0.039 mW/g

Maximum value of SAR (measured) = 0.186 mW/g



0 dB = 0.186mW/g

WiFi 5 GHz

Frequency: 5240 MHz; Duty Cycle: 1:1; Room Ambient Temperature: 25.0°C; Liquid Temperature: 24.0°C
 Medium parameters used: $f = 5240$ MHz; $\sigma = 5.36$ mho/m; $\epsilon_r = 49.5$; $\rho = 1000$ kg/m³ Medium parameters used: $f = 5240$ MHz;
 $\sigma = 5.38$ mho/m; $\epsilon_r = 48.6$; $\rho = 1000$ kg/m³;

DASY4 Configuration:

- Area Scan setting - Find Secondary Maximum Within: 2.0 dB and with a peak SAR value greater than 0.0012W/kg
- Electronics: DAE3 Sn500; Calibrated: 6/13/2012
- Probe: EX3DV4 - SN3749; ConvF(4.23, 4.23, 4.23); Calibrated: 1/27/2012
- Sensor-Surface: 2.5mm (Mechanical Surface Detection (Locations From Previous Scan Used))Sensor-Surface: 2mm (Mechanical Surface Detection)
- Phantom: Flat Phantom ELI4.0; Type: QDOVA001BB; Serial: SN:1017

Main + Aux_Rear @ Main_802.11n HT20_ch 48/Area Scan (8x10x1): Measurement grid:

dx=10mm, dy=10mm

Maximum value of SAR (measured) = 0.017 mW/g

Main + Aux_Rear @ Main_802.11n HT20_ch 48/Zoom Scan (7x7x12)/Cube 0: Measurement

grid: dx=4mm, dy=4mm, dz=2mm

Reference Value = 0.971 V/m; Power Drift = 0.086 dB

Peak SAR (extrapolated) = 0.032 W/kg

SAR(1 g) = 0.00402 mW/g; SAR(10 g) = 0.00286 mW/g

Maximum value of SAR (measured) = 0.019 mW/g

Main + Aux_Rear @ Aux_802.11n HT20_ch 48/Area Scan (8x8x1): Measurement grid: dx=10mm,

dy=10mm

Maximum value of SAR (measured) = 0.134 mW/g

Main + Aux_Rear @ Aux_802.11n HT20_ch 48/Zoom Scan (7x7x12)/Cube 0: Measurement

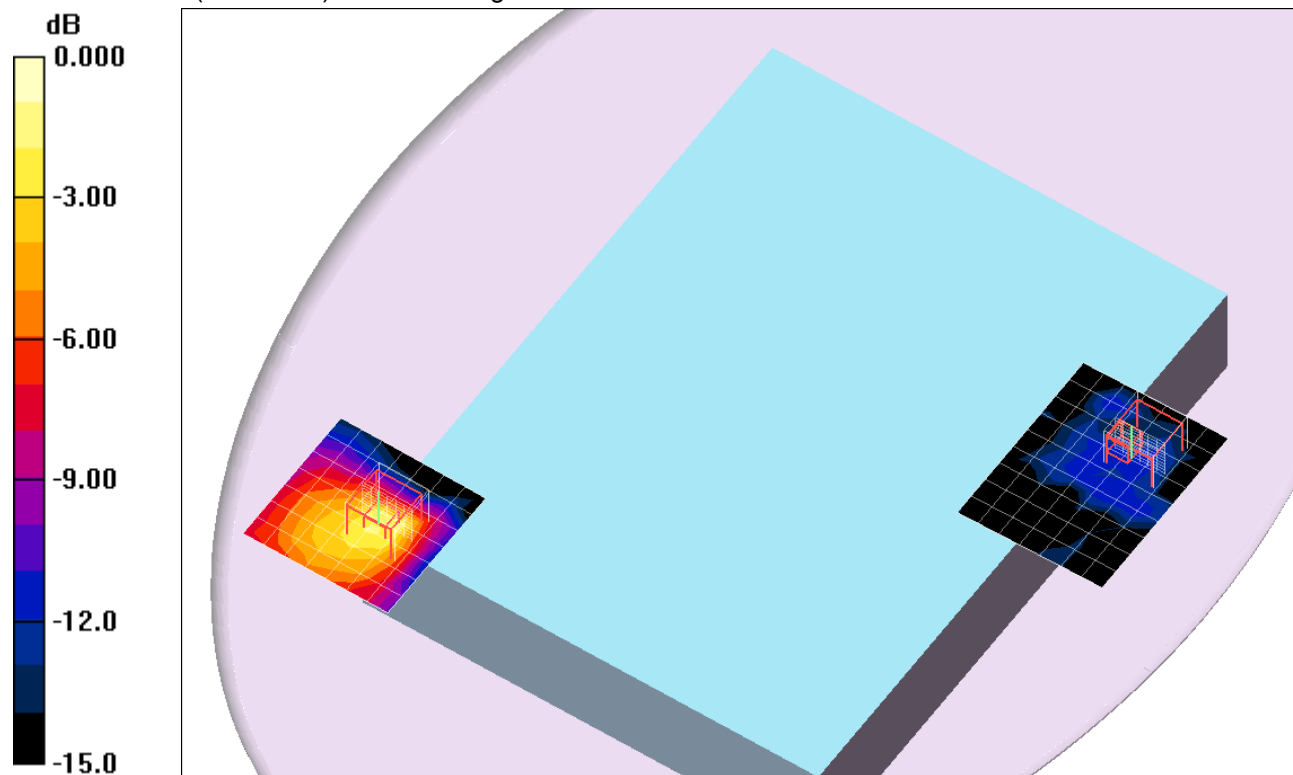
grid: dx=4mm, dy=4mm, dz=2mm

Reference Value = 5.26 V/m; Power Drift = 0.10 dB

Peak SAR (extrapolated) = 0.410 W/kg

SAR(1 g) = 0.114 mW/g; SAR(10 g) = 0.043 mW/g

Maximum value of SAR (measured) = 0.204 mW/g



0 dB = 0.204mW/g

WiFi 5 GHz

Frequency: 5200 MHz; Duty Cycle: 1:1; Room Ambient Temperature: 25.0°C; Liquid Temperature: 24.0°C
 Medium parameters used: $f = 5200$ MHz; $\sigma = 5.23$ mho/m; $\epsilon_r = 48.8$; $\rho = 1000$ kg/m³;

DASY4 Configuration:

- Area Scan setting - Find Secondary Maximum Within: 2.0 dB and with a peak SAR value greater than 0.0012W/kg
- Electronics: DAE3 Sn500; Calibrated: 6/13/2012
- Probe: EX3DV4 - SN3749; ConvF(4.23, 4.23, 4.23); Calibrated: 1/27/2012
- Sensor-Surface: 2.5mm (Mechanical Surface Detection (Locations From Previous Scan Used))Sensor-Surface: 2mm (Mechanical Surface Detection)
- Phantom: Flat Phantom ELI4.0; Type: QDOVA001BB; Serial: SN:1017

Main_Edge 1_802.11a_ch 40/Area Scan (8x31x1): Measurement grid: dx=10mm, dy=10mm
 Maximum value of SAR (measured) = 2.20 mW/g

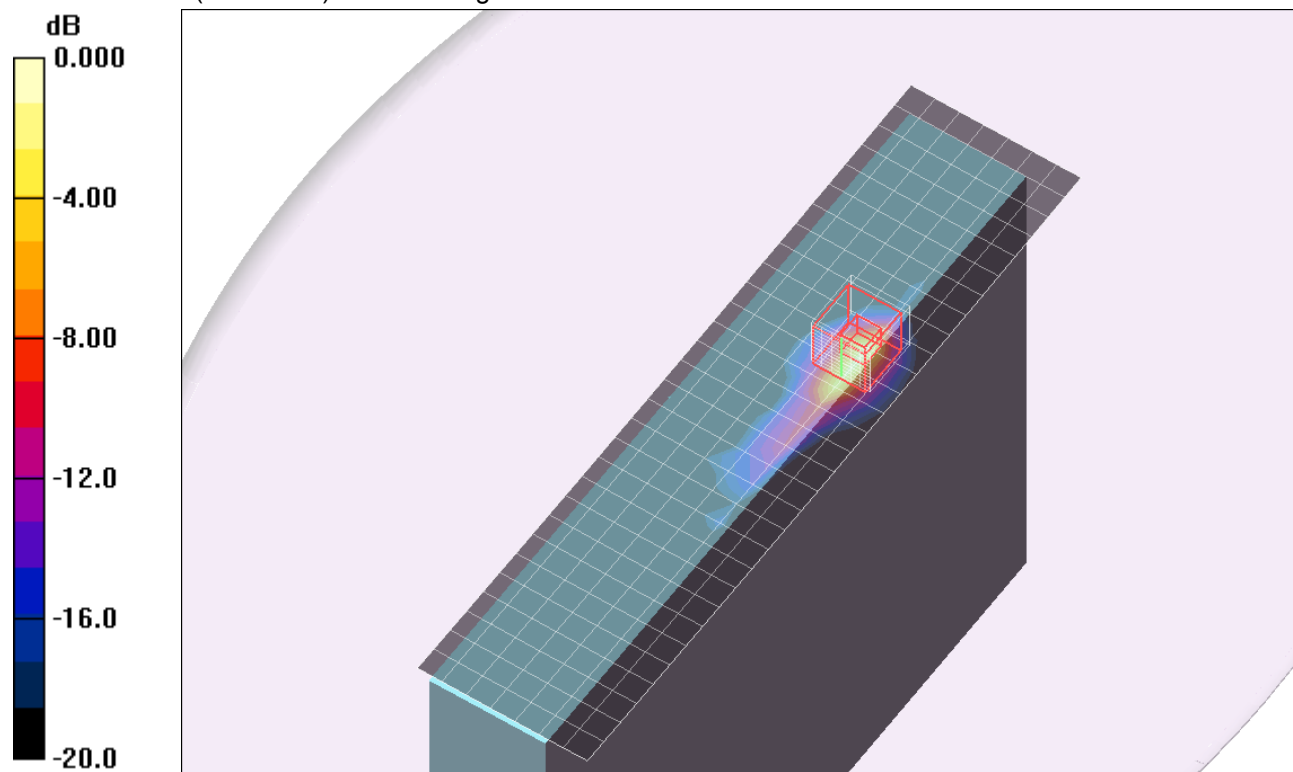
Main_Edge 1_802.11a_ch 40/Zoom Scan (7x7x12)/Cube 0: Measurement grid: dx=4mm, dy=4mm, dz=2mm

Reference Value = 18.7 V/m; Power Drift = 0.09 dB

Peak SAR (extrapolated) = 7.24 W/kg

SAR(1 g) = 1.11 mW/g; SAR(10 g) = 0.316 mW/g

Maximum value of SAR (measured) = 2.83 mW/g

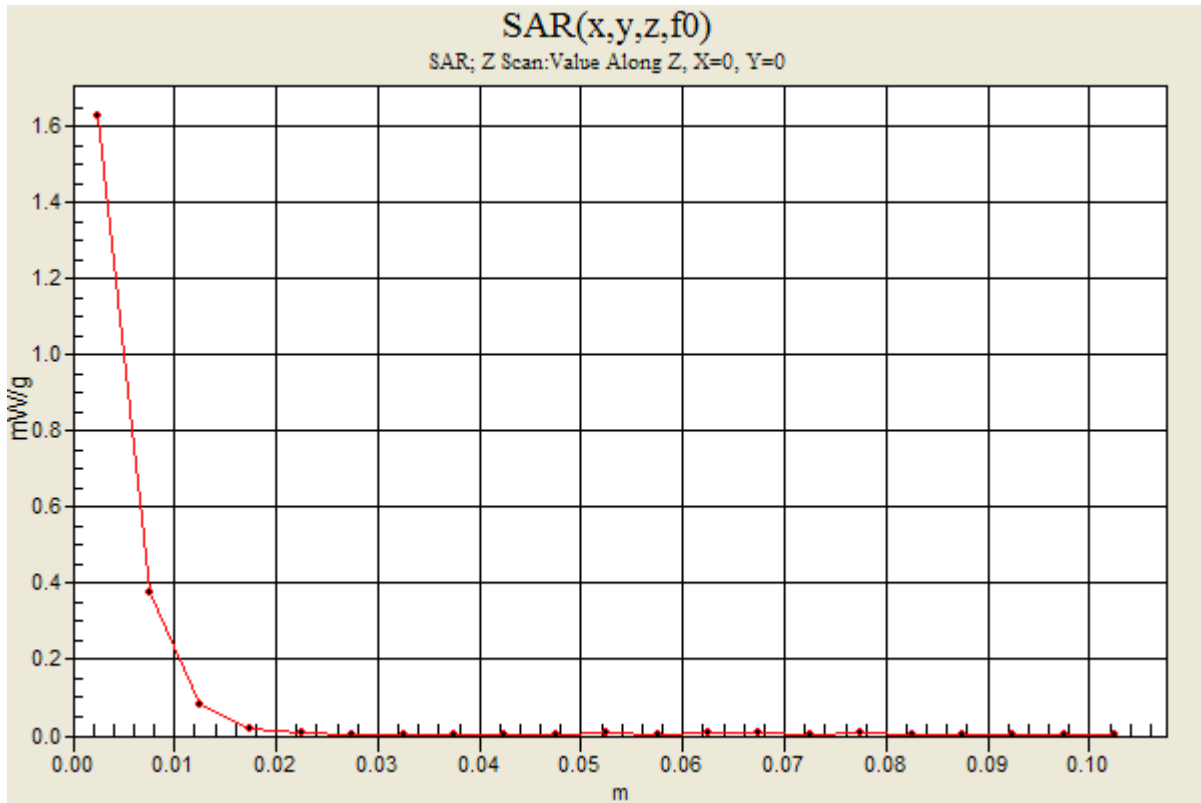


0 dB = 2.83mW/g

WiFi 5 GHz

Frequency: 5200 MHz; Duty Cycle: 1:1

Main_Edge 1_802.11a_ch 40/Z Scan (1x1x21): Measurement grid: dx=20mm, dy=20mm, dz=5mm
Maximum value of SAR (measured) = 1.63 mW/g



WiFi 5 GHz

Frequency: 5240 MHz; Duty Cycle: 1:1; Room Ambient Temperature: 25.0°C; Liquid Temperature: 24.0°C
 Medium parameters used: $f = 5240$ MHz; $\sigma = 5.29$ mho/m; $\epsilon_r = 48.8$; $\rho = 1000$ kg/m³;

DASY4 Configuration:

- Area Scan setting - Find Secondary Maximum Within: 2.0 dB and with a peak SAR value greater than 0.0012W/kg
- Electronics: DAE3 Sn500; Calibrated: 6/13/2012
- Probe: EX3DV4 - SN3749; ConvF(4.23, 4.23, 4.23); Calibrated: 1/27/2012
- Sensor-Surface: 2.5mm (Mechanical Surface Detection (Locations From Previous Scan Used))Sensor-Surface: 2mm (Mechanical Surface Detection)
- Phantom: Flat Phantom ELI4.0; Type: QDOVA001BB; Serial: SN:1017

Main_Edge 1_802.11a_ch 48/Area Scan (8x31x1): Measurement grid: dx=10mm, dy=10mm
 Maximum value of SAR (measured) = 2.11 mW/g

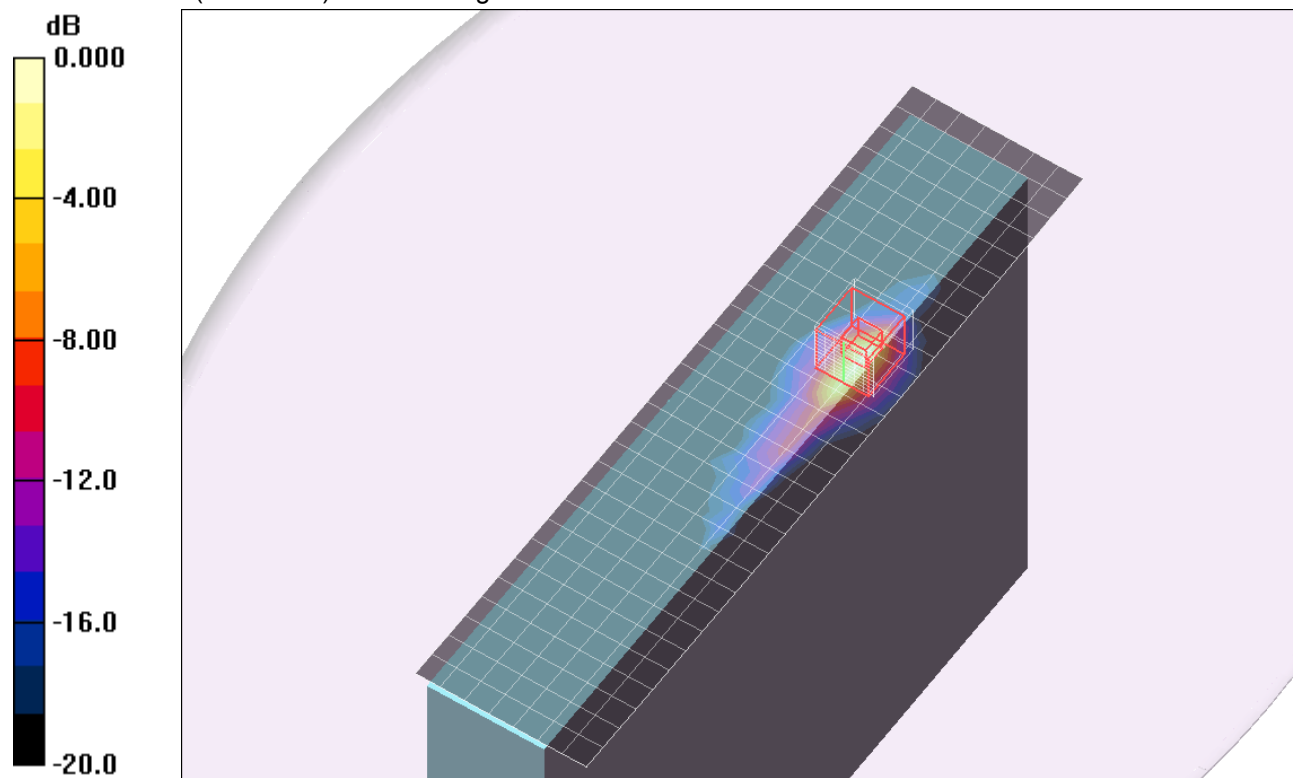
Main_Edge 1_802.11a_ch 48/Zoom Scan (7x7x12)/Cube 0: Measurement grid: dx=4mm, dy=4mm, dz=2mm

Reference Value = 18.4 V/m; Power Drift = 0.08 dB

Peak SAR (extrapolated) = 6.93 W/kg

SAR(1 g) = 1.03 mW/g; SAR(10 g) = 0.291 mW/g

Maximum value of SAR (measured) = 2.47 mW/g



0 dB = 2.47mW/g

WiFi 5 GHz

Frequency: 5200 MHz; Duty Cycle: 1:1; Room Ambient Temperature: 25.0°C; Liquid Temperature: 24.0°C
 Medium parameters used: $f = 5200$ MHz; $\sigma = 5.37$ mho/m; $\epsilon_r = 49.7$; $\rho = 1000$ kg/m³;

DASY4 Configuration:

- Area Scan setting - Find Secondary Maximum Within: 2.0 dB and with a peak SAR value greater than 0.0012W/kg
- Electronics: DAE3 Sn500; Calibrated: 6/13/2012
- Probe: EX3DV4 - SN3749; ConvF(4.23, 4.23, 4.23); Calibrated: 1/27/2012
- Sensor-Surface: 2.5mm (Mechanical Surface Detection (Locations From Previous Scan Used))Sensor-Surface: 2mm (Mechanical Surface Detection)
- Phantom: Flat Phantom ELI4.0; Type: QDOVA001BB; Serial: SN:1017

Main_Edge 2_802.11a_ch 40/Area Scan (10x11x1): Measurement grid: dx=10mm, dy=10mm
 Maximum value of SAR (measured) = 0.044 mW/g


Main_Edge 2_802.11a_ch 40/Zoom Scan (7x7x12)/Cube 0: Measurement grid: dx=4mm, dy=4mm, dz=2mm

Reference Value = 2.11 V/m; Power Drift = 0.09 dB

Peak SAR (extrapolated) = 0.114 W/kg

SAR(1 g) = 0.023 mW/g; SAR(10 g) = 0.00731 mW/g

Maximum value of SAR (measured) = 0.052 mW/g



0 dB = 0.052mW/g

WiFi 5 GHz

Frequency: 5240 MHz; Duty Cycle: 1:1; Room Ambient Temperature: 25.0°C; Liquid Temperature: 24.0°C
 Medium parameters used: $f = 5240$ MHz; $\sigma = 5.42$ mho/m; $\epsilon_r = 49.7$; $\rho = 1000$ kg/m³;

DASY4 Configuration:

- Area Scan setting - Find Secondary Maximum Within: 2.0 dB and with a peak SAR value greater than 0.0012W/kg
- Electronics: DAE3 Sn500; Calibrated: 6/13/2012
- Probe: EX3DV4 - SN3749; ConvF(4.23, 4.23, 4.23); Calibrated: 1/27/2012
- Sensor-Surface: 2.5mm (Mechanical Surface Detection (Locations From Previous Scan Used))Sensor-Surface: 2mm (Mechanical Surface Detection)
- Phantom: Flat Phantom ELI4.0; Type: QDOVA001BB; Serial: SN:1017

Main_Edge 2_802.11a_ch 48/Area Scan (10x11x1): Measurement grid: dx=10mm, dy=10mm
 Maximum value of SAR (measured) = 0.038 mW/g


Main_Edge 2_802.11a_ch 48/Zoom Scan (7x7x12)/Cube 0: Measurement grid: dx=4mm, dy=4mm, dz=2mm

Reference Value = 2.10 V/m; Power Drift = 0.11 dB

Peak SAR (extrapolated) = 0.317 W/kg

SAR(1 g) = 0.020 mW/g; SAR(10 g) = 0.00424 mW/g

Maximum value of SAR (measured) = 0.045 mW/g



0 dB = 0.045mW/g

WiFi 5 GHz

Frequency: 5200 MHz; Duty Cycle: 1:1; Room Ambient Temperature: 25.0°C; Liquid Temperature: 24.0°C
 Medium parameters used: $f = 5200$ MHz; $\sigma = 5.38$ mho/m; $\epsilon_r = 47.6$; $\rho = 1000$ kg/m³;

DASY4 Configuration:

- Area Scan setting - Find Secondary Maximum Within: 2.0 dB and with a peak SAR value greater than 0.0012W/kg
- Electronics: DAE3 Sn500; Calibrated: 6/13/2012
- Probe: EX3DV4 - SN3749; ConvF(4.23, 4.23, 4.23); Calibrated: 1/27/2012
- Sensor-Surface: 2.5mm (Mechanical Surface Detection (Locations From Previous Scan Used))Sensor-Surface: 2mm (Mechanical Surface Detection)
- Phantom: Flat Phantom ELI4.0; Type: QDOVA001BB; Serial: SN:1017

Aux_Edge 3_802.11a_ch 40/Area Scan (10x10x1): Measurement grid: dx=10mm, dy=10mm
 Maximum value of SAR (measured) = 1.28 mW/g

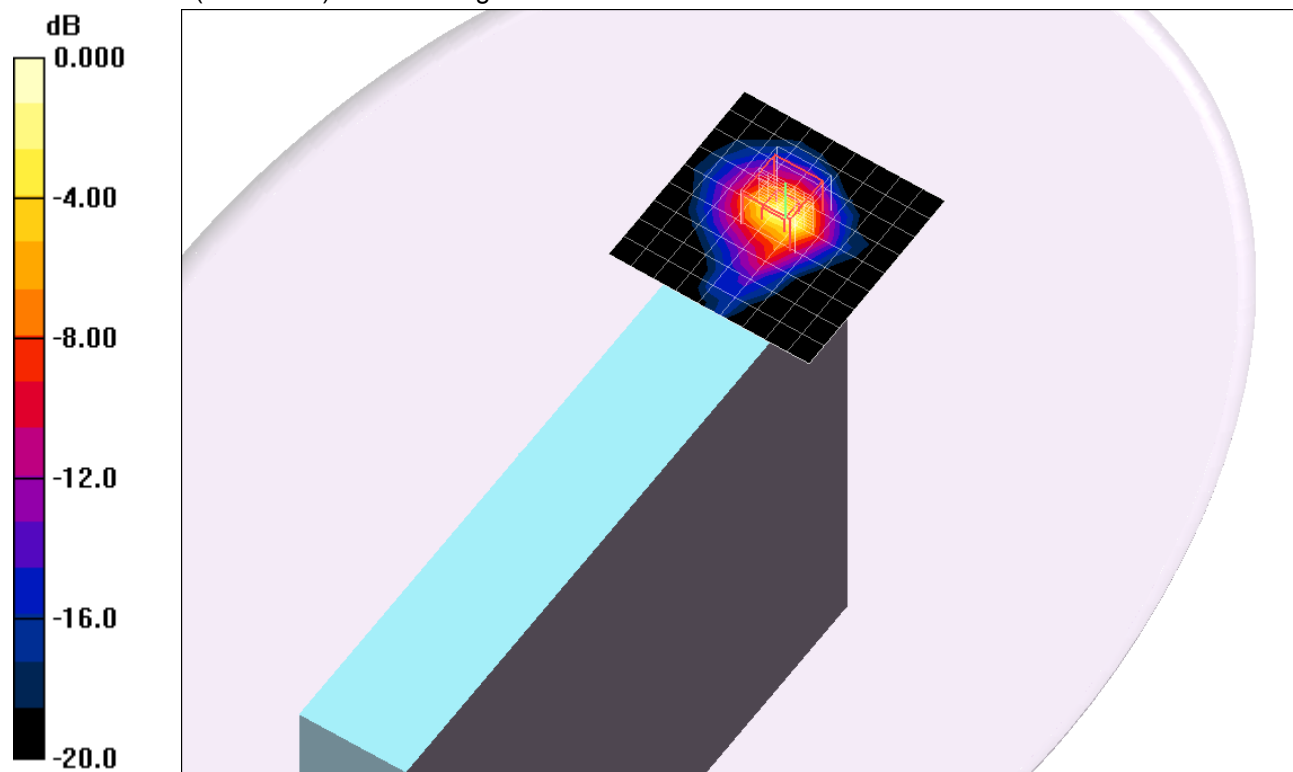
Aux_Edge 3_802.11a_ch 40/Zoom Scan (7x7x12)/Cube 0: Measurement grid: dx=4mm, dy=4mm, dz=2mm

Reference Value = 17.9 V/m; Power Drift = -0.126 dB

Peak SAR (extrapolated) = 4.19 W/kg

SAR(1 g) = 0.909 mW/g; SAR(10 g) = 0.269 mW/g

Maximum value of SAR (measured) = 1.78 mW/g

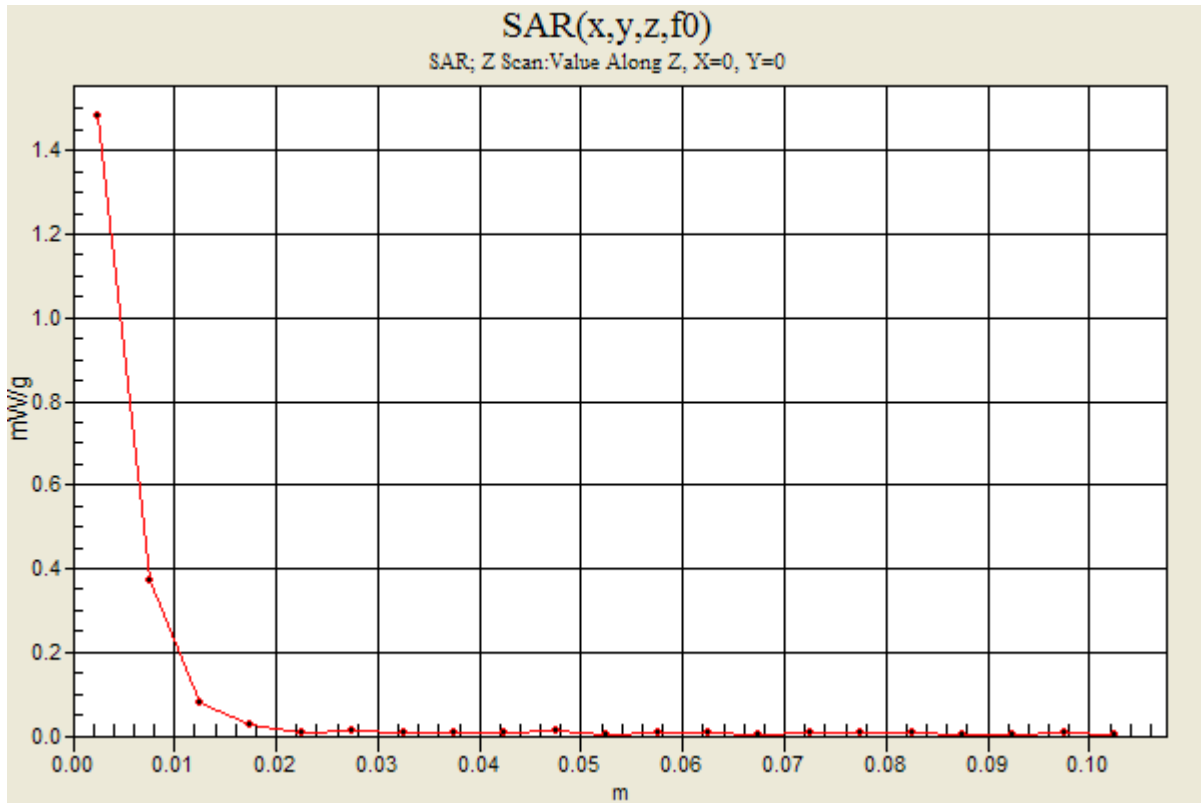


0 dB = 1.78mW/g

WiFi 5 GHz

Frequency: 5200 MHz; Duty Cycle: 1:1

Aux_Edge 3_802.11a_ch 40/Z Scan (1x1x21): Measurement grid: dx=20mm, dy=20mm, dz=5mm
Maximum value of SAR (measured) = 1.48 mW/g



WiFi 5 GHz

Frequency: 5240 MHz; Duty Cycle: 1:1; Room Ambient Temperature: 25.0°C; Liquid Temperature: 24.0°C
 Medium parameters used: $f = 5240$ MHz; $\sigma = 5.42$ mho/m; $\epsilon_r = 47.5$; $\rho = 1000$ kg/m³;

DASY4 Configuration:

- Area Scan setting - Find Secondary Maximum Within: 2.0 dB and with a peak SAR value greater than 0.0012W/kg
- Electronics: DAE3 Sn500; Calibrated: 6/13/2012
- Probe: EX3DV4 - SN3749; ConvF(4.23, 4.23, 4.23); Calibrated: 1/27/2012
- Sensor-Surface: 2.5mm (Mechanical Surface Detection (Locations From Previous Scan Used))Sensor-Surface: 2mm (Mechanical Surface Detection)
- Phantom: Flat Phantom ELI4.0; Type: QDOVA001BB; Serial: SN:1017

Aux_Edge 3_802.11a_ch 48/Area Scan (10x10x1): Measurement grid: dx=10mm, dy=10mm
 Maximum value of SAR (measured) = 1.02 mW/g

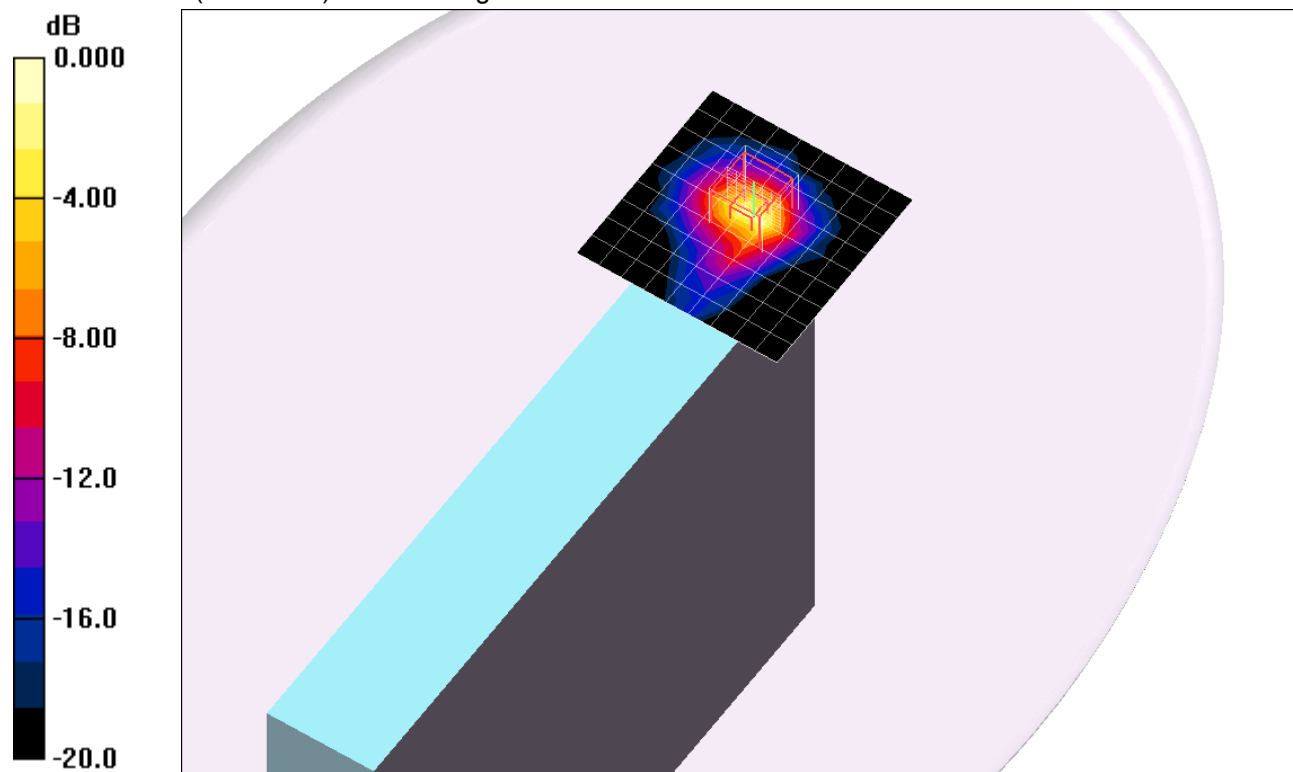
Aux_Edge 3_802.11a_ch 48/Zoom Scan (7x7x12)/Cube 0: Measurement grid: dx=4mm, dy=4mm, dz=2mm

Reference Value = 15.9 V/m; Power Drift = -0.139 dB

Peak SAR (extrapolated) = 3.42 W/kg

SAR(1 g) = 0.728 mW/g; SAR(10 g) = 0.213 mW/g

Maximum value of SAR (measured) = 1.45 mW/g



0 dB = 1.45mW/g

WiFi 5 GHz

Frequency: 5200 MHz; Duty Cycle: 1:1; Room Ambient Temperature: 25.0°C; Liquid Temperature: 24.0°C
 Medium parameters used: $f = 5200$ MHz; $\sigma = 5.38$ mho/m; $\epsilon_r = 47.6$; $\rho = 1000$ kg/m³;

DASY4 Configuration:

- Area Scan setting - Find Secondary Maximum Within: 2.0 dB and with a peak SAR value greater than 0.0012W/kg
- Electronics: DAE3 Sn500; Calibrated: 6/13/2012
- Probe: EX3DV4 - SN3749; ConvF(4.23, 4.23, 4.23); Calibrated: 1/27/2012
- Sensor-Surface: 2.5mm (Mechanical Surface Detection (Locations From Previous Scan Used))Sensor-Surface: 2mm (Mechanical Surface Detection)
- Phantom: Flat Phantom ELI4.0; Type: QDOVA001BB; Serial: SN:1017

Aux_Edge 4_802.11a_ch 40/Area Scan (10x11x1): Measurement grid: dx=10mm, dy=10mm
 Maximum value of SAR (measured) = 1.16 mW/g


Aux_Edge 4_802.11a_ch 40/Zoom Scan (7x7x12)/Cube 0: Measurement grid: dx=4mm, dy=4mm, dz=2mm

Reference Value = 14.7 V/m; Power Drift = 0.097 dB

Peak SAR (extrapolated) = 3.07 W/kg

SAR(1 g) = 0.721 mW/g; SAR(10 g) = 0.222 mW/g

Maximum value of SAR (measured) = 1.40 mW/g



0 dB = 1.40mW/g

WiFi 5 GHz

Frequency: 5240 MHz; Duty Cycle: 1:1; Room Ambient Temperature: 25.0°C; Liquid Temperature: 24.0°C
 Medium parameters used: $f = 5240 \text{ MHz}$; $\sigma = 5.42 \text{ mho/m}$; $\epsilon_r = 47.5$; $\rho = 1000 \text{ kg/m}^3$;

DASY4 Configuration:

- Area Scan setting - Find Secondary Maximum Within: 2.0 dB and with a peak SAR value greater than 0.0012W/kg
- Electronics: DAE3 Sn500; Calibrated: 6/13/2012
- Probe: EX3DV4 - SN3749; ConvF(4.23, 4.23, 4.23); Calibrated: 1/27/2012
- Sensor-Surface: 2.5mm (Mechanical Surface Detection (Locations From Previous Scan Used))Sensor-Surface: 2mm (Mechanical Surface Detection)
- Phantom: Flat Phantom ELI4.0; Type: QDOVA001BB; Serial: SN:1017

Aux_Edge 4_802.11a_ch 48/Area Scan (10x11x1): Measurement grid: dx=10mm, dy=10mm
 Maximum value of SAR (measured) = 0.877 mW/g


Aux_Edge 4_802.11a_ch 48/Zoom Scan (7x7x12)/Cube 0: Measurement grid: dx=4mm, dy=4mm, dz=2mm

Reference Value = 12.7 V/m; Power Drift = 0.163 dB

Peak SAR (extrapolated) = 2.35 W/kg

SAR(1 g) = 0.553 mW/g; SAR(10 g) = 0.164 mW/g

Maximum value of SAR (measured) = 1.04 mW/g



0 dB = 1.04mW/g

WiFi 5 GHz

Frequency: 5200 MHz; Duty Cycle: 1:1; Room Ambient Temperature: 25.0°C; Liquid Temperature: 24.0°C

Medium parameters used: $f = 5200$ MHz; $\sigma = 5.21$ mho/m; $\epsilon_r = 48.5$; $\rho = 1000$ kg/m³;

DASY4 Configuration:

- Area Scan setting - Find Secondary Maximum Within: 2.0 dB and with a peak SAR value greater than 0.0012W/kg
- Electronics: DAE3 Sn500; Calibrated: 6/13/2012
- Probe: EX3DV4 - SN3749; ConvF(4.23, 4.23, 4.23); Calibrated: 1/27/2012
- Sensor-Surface: 2.5mm (Mechanical Surface Detection (Locations From Previous Scan Used))Sensor-Surface: 2mm (Mechanical Surface Detection)
- Phantom: Flat Phantom ELI4.0; Type: QDOVA001BB; Serial: SN:1017

Aux_45 deg. Vertex @ Bottom Left_802.11a_ch 40/Area Scan (10x10x1): Measurement grid:

dx=10mm, dy=10mm

Maximum value of SAR (measured) = 1.92 mW/g

Aux_45 deg. Vertex @ Bottom Left_802.11a_ch 40/Zoom Scan (7x7x12)/Cube 0:

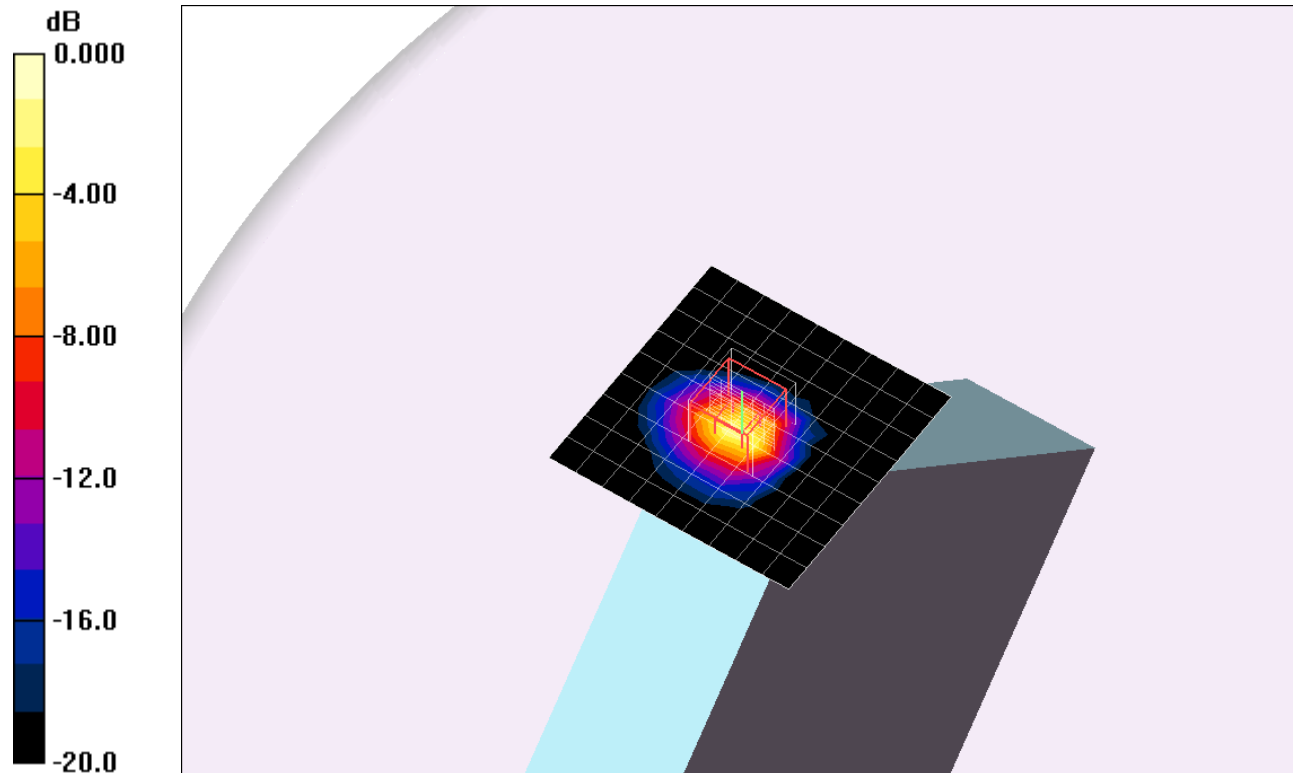
Measurement grid: dx=4mm, dy=4mm, dz=2mm

Reference Value = 21.8 V/m; Power Drift = -0.138 dB

Peak SAR (extrapolated) = 5.84 W/kg

SAR(1 g) = 1.31 mW/g; SAR(10 g) = 0.354 mW/g

Maximum value of SAR (measured) = 2.63 mW/g



0 dB = 2.63mW/g

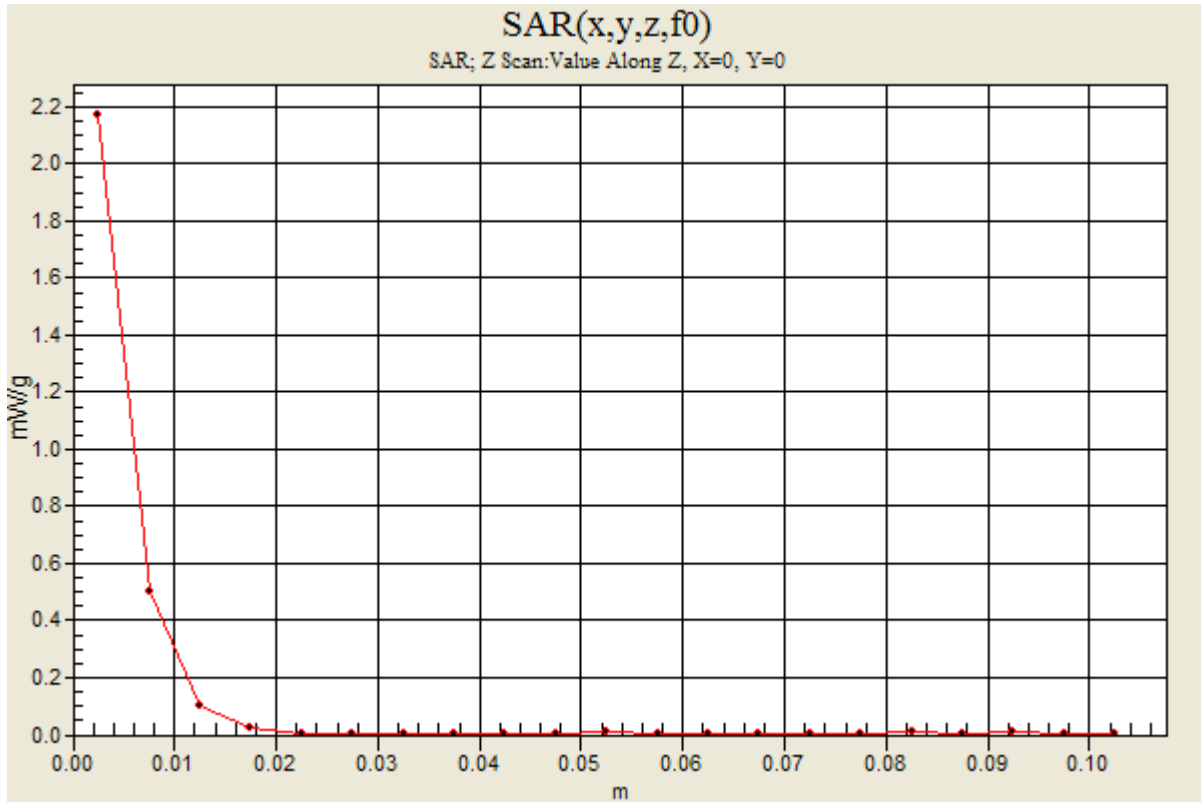
WiFi 5 GHz

Frequency: 5200 MHz; Duty Cycle: 1:1

Aux_45 deg. Vertex @ Bottom Left_802.11a_ch 40/Z Scan (1x1x21): Measurement grid:

dx=20mm, dy=20mm, dz=5mm

Maximum value of SAR (measured) = 2.17 mW/g



WiFi 5 GHz

Frequency: 5240 MHz; Duty Cycle: 1:1; Room Ambient Temperature: 25.0°C; Liquid Temperature: 24.0°C
 Medium parameters used: $f = 5240$ MHz; $\sigma = 5.31$ mho/m; $\epsilon_r = 48.4$; $\rho = 1000$ kg/m³;

DASY4 Configuration:

- Area Scan setting - Find Secondary Maximum Within: 2.0 dB and with a peak SAR value greater than 0.0012W/kg
- Electronics: DAE3 Sn500; Calibrated: 6/13/2012
- Probe: EX3DV4 - SN3749; ConvF(4.23, 4.23, 4.23); Calibrated: 1/27/2012
- Sensor-Surface: 2.5mm (Mechanical Surface Detection (Locations From Previous Scan Used))Sensor-Surface: 2mm (Mechanical Surface Detection)
- Phantom: Flat Phantom ELI4.0; Type: QDOVA001BB; Serial: SN:1017

Aux_45 deg. Vertex @ Bottom Left_802.11a_ch 48/Area Scan (10x10x1): Measurement grid:

dx=10mm, dy=10mm

Maximum value of SAR (measured) = 1.55 mW/g

Aux_45 deg. Vertex @ Bottom Left_802.11a_ch 48/Zoom Scan (7x7x12)/Cube 0:

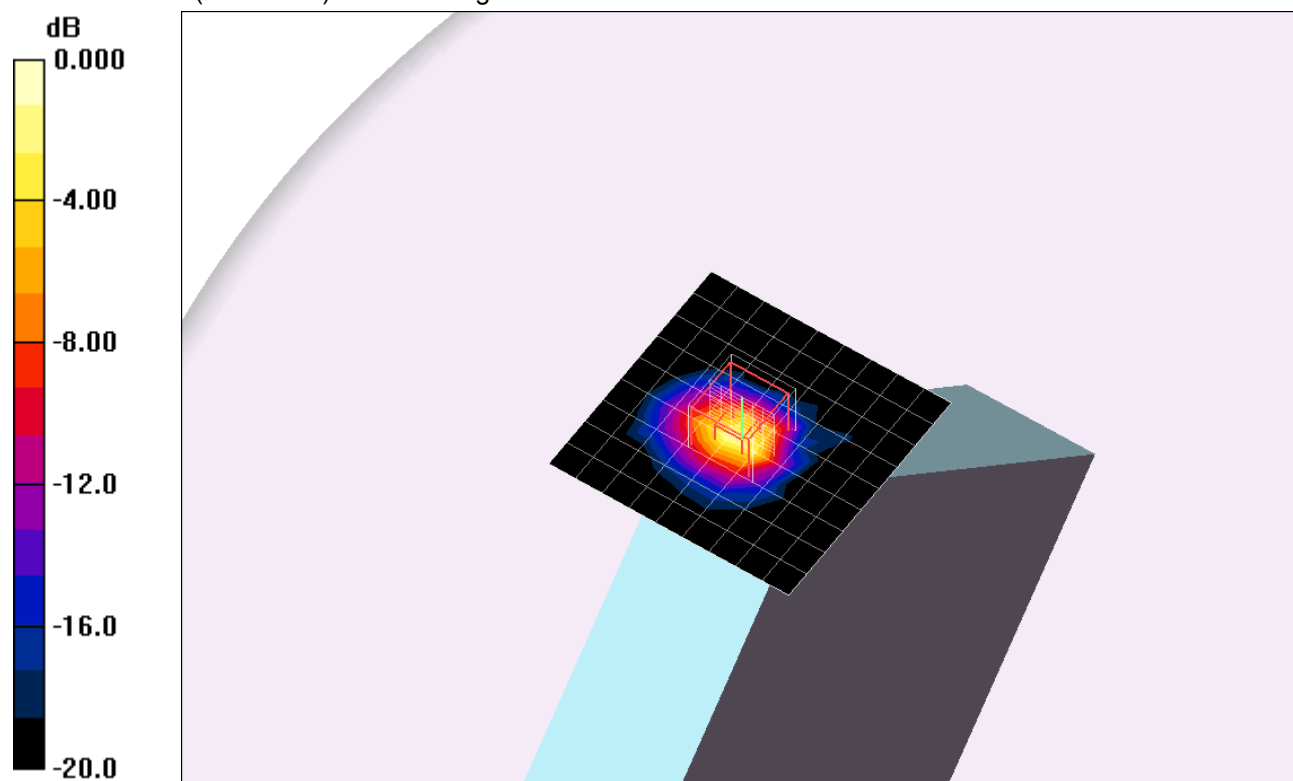
Measurement grid: dx=4mm, dy=4mm, dz=2mm

Reference Value = 19.3 V/m; Power Drift = -0.147 dB

Peak SAR (extrapolated) = 4.76 W/kg

SAR(1 g) = 1.04 mW/g; SAR(10 g) = 0.282 mW/g

Maximum value of SAR (measured) = 2.09 mW/g



0 dB = 2.09mW/g

WiFi 5 GHz

Frequency: 5260 MHz; Duty Cycle: 1:1; Room Ambient Temperature: 25.0°C; Liquid Temperature: 24.0°C
 Medium parameters used: $f = 5260$ MHz; $\sigma = 5.39$ mho/m; $\epsilon_r = 47.4$; $\rho = 1000$ kg/m³;

DASY4 Configuration:

- Area Scan setting - Find Secondary Maximum Within: 2.0 dB and with a peak SAR value greater than 0.0012W/kg
- Electronics: DAE3 Sn500; Calibrated: 6/13/2012
- Probe: EX3DV4 - SN3749; ConvF(4.11, 4.11, 4.11); Calibrated: 1/27/2012
- Sensor-Surface: 2.5mm (Mechanical Surface Detection (Locations From Previous Scan Used))Sensor-Surface: 2mm (Mechanical Surface Detection)
- Phantom: Flat Phantom ELI4.0; Type: QDOVA001BB; Serial: SN:1017

Main_Rear_802.11a_ch 52/Area Scan (8x10x1): Measurement grid: dx=10mm, dy=10mm

Maximum value of SAR (measured) = 0.034 mW/g


Main_Rear_802.11a_ch 52/Zoom Scan (7x7x12)/Cube 0: Measurement grid: dx=4mm, dy=4mm, dz=2mm

Reference Value = 2.46 V/m; Power Drift = 0.054 dB

Peak SAR (extrapolated) = 0.244 W/kg

SAR(1 g) = 0.023 mW/g; SAR(10 g) = 0.010 mW/g

Maximum value of SAR (measured) = 0.041 mW/g



0 dB = 0.041mW/g

WiFi 5 GHz

Frequency: 5300 MHz; Duty Cycle: 1:1; Room Ambient Temperature: 25.0°C; Liquid Temperature: 24.0°C
 Medium parameters used: $f = 5300$ MHz; $\sigma = 5.47$ mho/m; $\epsilon_r = 47.4$; $\rho = 1000$ kg/m³;

DASY4 Configuration:

- Area Scan setting - Find Secondary Maximum Within: 2.0 dB and with a peak SAR value greater than 0.0012W/kg
- Electronics: DAE3 Sn500; Calibrated: 6/13/2012
- Probe: EX3DV4 - SN3749; ConvF(4.11, 4.11, 4.11); Calibrated: 1/27/2012
- Sensor-Surface: 2.5mm (Mechanical Surface Detection (Locations From Previous Scan Used))Sensor-Surface: 2mm (Mechanical Surface Detection)
- Phantom: Flat Phantom ELI4.0; Type: QDOVA001BB; Serial: SN:1017

Main_Rear_802.11a_ch 60/Area Scan (8x10x1): Measurement grid: dx=10mm, dy=10mm
 Maximum value of SAR (measured) = 0.037 mW/g

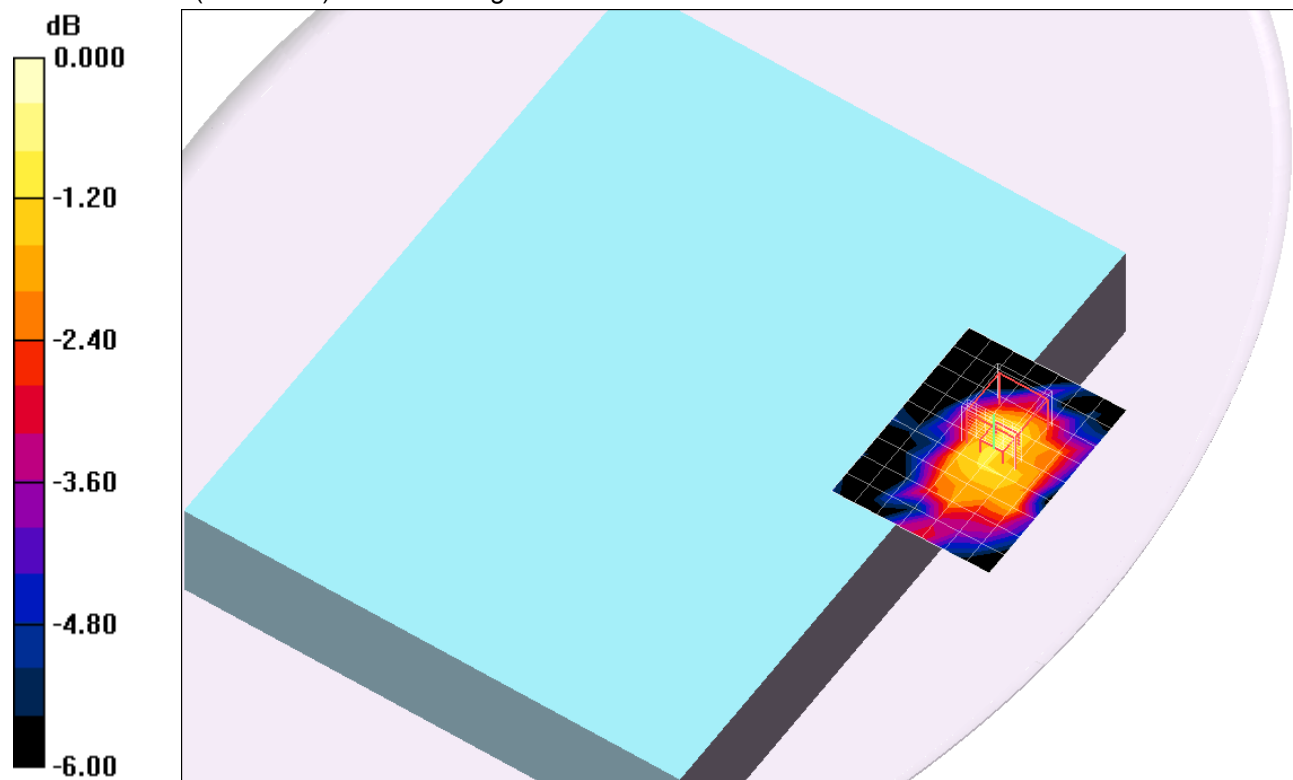
Main_Rear_802.11a_ch 60/Zoom Scan (7x7x12)/Cube 0: Measurement grid: dx=4mm, dy=4mm, dz=2mm

Reference Value = 2.42 V/m; Power Drift = -0.116 dB

Peak SAR (extrapolated) = 0.170 W/kg

SAR(1 g) = 0.022 mW/g; SAR(10 g) = 0.00952 mW/g

Maximum value of SAR (measured) = 0.046 mW/g



0 dB = 0.046mW/g

WiFi 5 GHz

Frequency: 5260 MHz; Duty Cycle: 1:1; Room Ambient Temperature: 25.0°C; Liquid Temperature: 24.0°C
 Medium parameters used: $f = 5260$ MHz; $\sigma = 5.36$ mho/m; $\epsilon_r = 48.3$; $\rho = 1000$ kg/m³;

DASY4 Configuration:

- Area Scan setting - Find Secondary Maximum Within: 2.0 dB and with a peak SAR value greater than 0.0012W/kg
- Electronics: DAE3 Sn500; Calibrated: 6/13/2012
- Probe: EX3DV4 - SN3749; ConvF(4.11, 4.11, 4.11); Calibrated: 1/27/2012
- Sensor-Surface: 2.5mm (Mechanical Surface Detection (Locations From Previous Scan Used))Sensor-Surface: 2mm (Mechanical Surface Detection)
- Phantom: Flat Phantom ELI4.0; Type: QDOVA001BB; Serial: SN:1017

Aux_Rear_802.11a_ch 52/Area Scan (8x8x1): Measurement grid: dx=10mm, dy=10mm

Maximum value of SAR (measured) = 0.196 mW/g

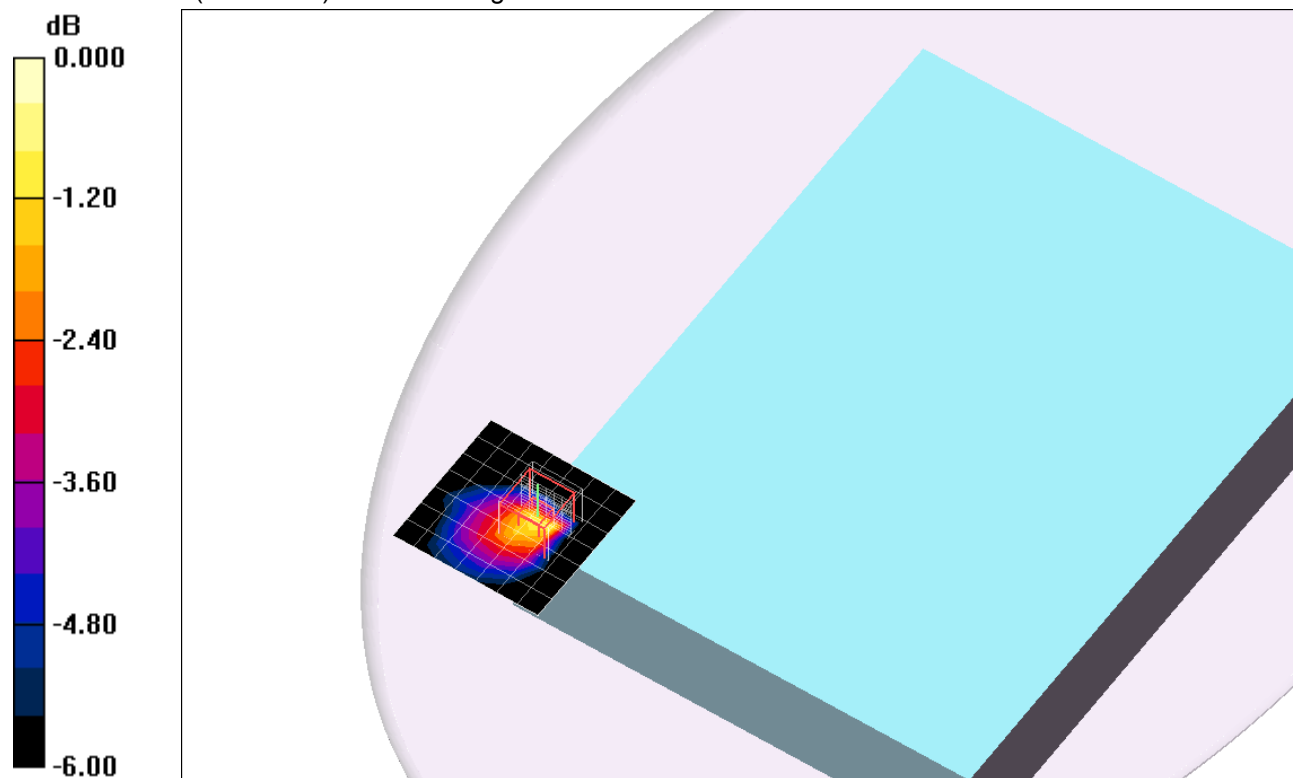
Aux_Rear_802.11a_ch 52/Zoom Scan (7x7x12)/Cube 0: Measurement grid: dx=4mm, dy=4mm, dz=2mm

Reference Value = 5.81 V/m; Power Drift = 0.126 dB

Peak SAR (extrapolated) = 0.475 W/kg

SAR(1 g) = 0.132 mW/g; SAR(10 g) = 0.050 mW/g

Maximum value of SAR (measured) = 0.239 mW/g



0 dB = 0.239mW/g

WiFi 5 GHz

Frequency: 5300 MHz; Duty Cycle: 1:1; Room Ambient Temperature: 25.0°C; Liquid Temperature: 24.0°C
 Medium parameters used: $f = 5300$ MHz; $\sigma = 5.42$ mho/m; $\epsilon_r = 48.2$; $\rho = 1000$ kg/m³;

DASY4 Configuration:

- Area Scan setting - Find Secondary Maximum Within: 2.0 dB and with a peak SAR value greater than 0.0012W/kg
- Electronics: DAE3 Sn500; Calibrated: 6/13/2012
- Probe: EX3DV4 - SN3749; ConvF(4.11, 4.11, 4.11); Calibrated: 1/27/2012
- Sensor-Surface: 2.5mm (Mechanical Surface Detection (Locations From Previous Scan Used))Sensor-Surface: 2mm (Mechanical Surface Detection)
- Phantom: Flat Phantom ELI4.0; Type: QDOVA001BB; Serial: SN:1017

Aux_Rear_802.11a_ch 60/Area Scan (8x8x1): Measurement grid: dx=10mm, dy=10mm
 Maximum value of SAR (measured) = 0.217 mW/g

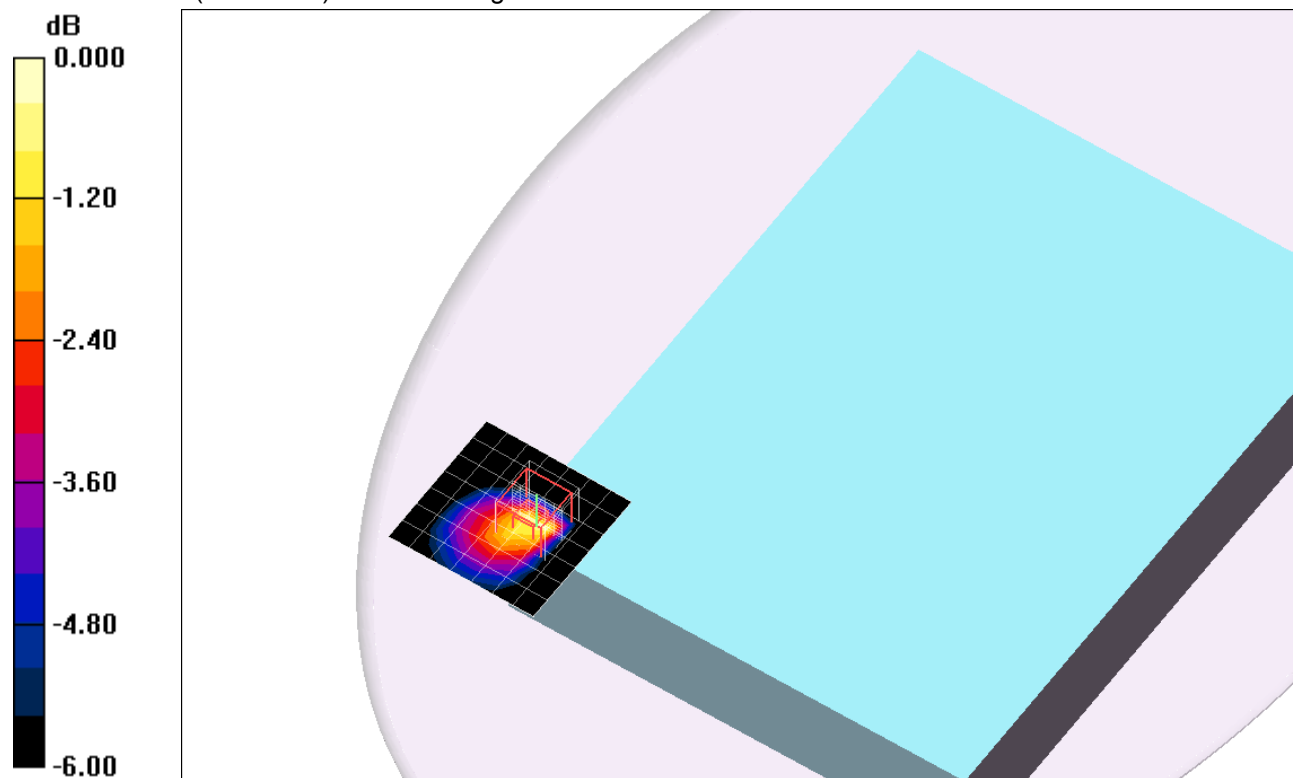
Aux_Rear_802.11a_ch 60/Zoom Scan (7x7x12)/Cube 0: Measurement grid: dx=4mm, dy=4mm, dz=2mm

Reference Value = 5.87 V/m; Power Drift = 0.099 dB

Peak SAR (extrapolated) = 0.499 W/kg

SAR(1 g) = 0.132 mW/g; SAR(10 g) = 0.048 mW/g

Maximum value of SAR (measured) = 0.250 mW/g



0 dB = 0.250mW/g

WiFi 5 GHz

Frequency: 5260 MHz; Duty Cycle: 1:1; Room Ambient Temperature: 25.0°C; Liquid Temperature: 24.0°C
 Medium parameters used: $f = 5260$ MHz; $\sigma = 5.38$ mho/m; $\epsilon_r = 49.5$; $\rho = 1000$ kg/m³ Medium parameters used: $f = 5260$ MHz;
 $\sigma = 5.44$ mho/m; $\epsilon_r = 48.7$; $\rho = 1000$ kg/m³;

DASY4 Configuration:

- Area Scan setting - Find Secondary Maximum Within: 2.0 dB and with a peak SAR value greater than 0.0012W/kg
- Electronics: DAE3 Sn500; Calibrated: 6/13/2012
- Probe: EX3DV4 - SN3749; ConvF(4.11, 4.11, 4.11); Calibrated: 1/27/2012
- Sensor-Surface: 2.5mm (Mechanical Surface Detection (Locations From Previous Scan Used))Sensor-Surface: 2mm (Mechanical Surface Detection)
- Phantom: Flat Phantom ELI4.0; Type: QDOVA001BB; Serial: SN:1017

Main + Aux_Rear @ Main_802.11n HT20_ch 52/Area Scan (8x10x1): Measurement grid:

dx=10mm, dy=10mm

Maximum value of SAR (measured) = 0.017 mW/g

Main + Aux_Rear @ Main_802.11n HT20_ch 52/Zoom Scan (7x7x12)/Cube 0: Measurement

grid: dx=4mm, dy=4mm, dz=2mm

Reference Value = 1.56 V/m; Power Drift = -0.180 dB

Peak SAR (extrapolated) = 0.074 W/kg

SAR(1 g) = 0.012 mW/g; SAR(10 g) = 0.0062 mW/g

Maximum value of SAR (measured) = 0.021 mW/g

Main + Aux_Rear @ Aux_802.11n HT20_ch 52/Area Scan (8x8x1): Measurement grid: dx=10mm,

dy=10mm

Maximum value of SAR (measured) = 0.146 mW/g

Main + Aux_Rear @ Aux_802.11n HT20_ch 52/Zoom Scan (7x7x12)/Cube 0: Measurement

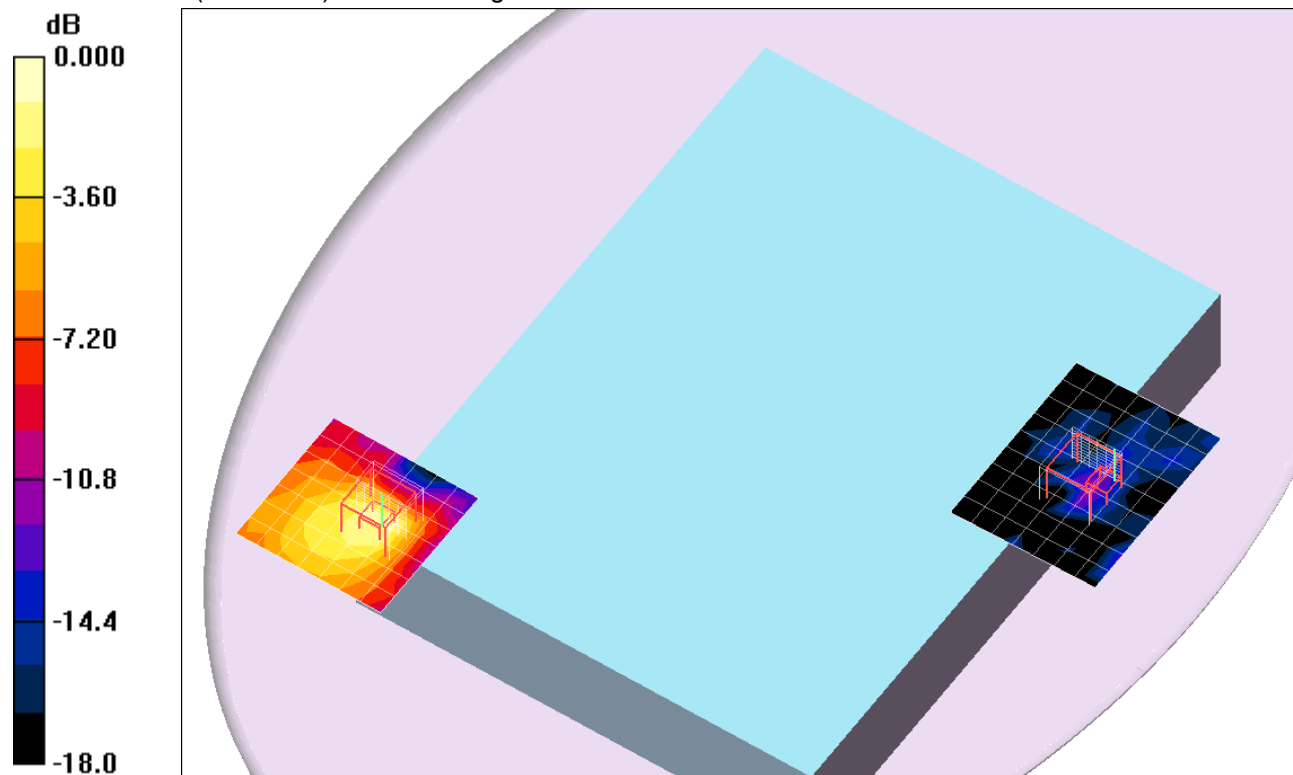
grid: dx=4mm, dy=4mm, dz=2mm

Reference Value = 5.57 V/m; Power Drift = -0.096 dB

Peak SAR (extrapolated) = 0.407 W/kg

SAR(1 g) = 0.108 mW/g; SAR(10 g) = 0.041 mW/g

Maximum value of SAR (measured) = 0.204 mW/g



0 dB = 0.205mW/g

WiFi 5 GHz

Frequency: 5320 MHz; Duty Cycle: 1:1; Room Ambient Temperature: 25.0°C; Liquid Temperature: 24.0°C
 Medium parameters used: $f = 5320$ MHz; $\sigma = 5.48$ mho/m; $\epsilon_r = 49.3$; $\rho = 1000$ kg/m³ Medium parameters used: $f = 5320$ MHz;
 $\sigma = 5.47$ mho/m; $\epsilon_r = 48.7$; $\rho = 1000$ kg/m³;

DASY4 Configuration:

- Area Scan setting - Find Secondary Maximum Within: 2.0 dB and with a peak SAR value greater than 0.0012W/kg
- Electronics: DAE3 Sn500; Calibrated: 6/13/2012
- Probe: EX3DV4 - SN3749; ConvF(4.11, 4.11, 4.11); Calibrated: 1/27/2012
- Sensor-Surface: 2.5mm (Mechanical Surface Detection (Locations From Previous Scan Used))Sensor-Surface: 2mm (Mechanical Surface Detection)
- Phantom: Flat Phantom ELI4.0; Type: QDOVA001BB; Serial: SN:1017

Main + Aux_Rear @ Main_802.11n HT20_ch 64/Area Scan (8x10x1): Measurement grid:

dx=10mm, dy=10mm

Maximum value of SAR (measured) = 0.018 mW/g

Main + Aux_Rear @ Main_802.11n HT20_ch 64/Zoom Scan (7x7x12)/Cube 0: Measurement

grid: dx=4mm, dy=4mm, dz=2mm

Reference Value = 1.54 V/m; Power Drift = -0.02 dB

Peak SAR (extrapolated) = 0.187 W/kg

SAR(1 g) = 0.00761 mW/g; SAR(10 g) = 0.00298 mW/g

Maximum value of SAR (measured) = 0.028 mW/g

Main + Aux_Rear @ Aux_802.11n HT20_ch 64/Area Scan (8x8x1): Measurement grid: dx=10mm,

dy=10mm

Maximum value of SAR (measured) = 0.139 mW/g

Main + Aux_Rear @ Aux_802.11n HT20_ch 64/Zoom Scan (7x7x12)/Cube 0: Measurement

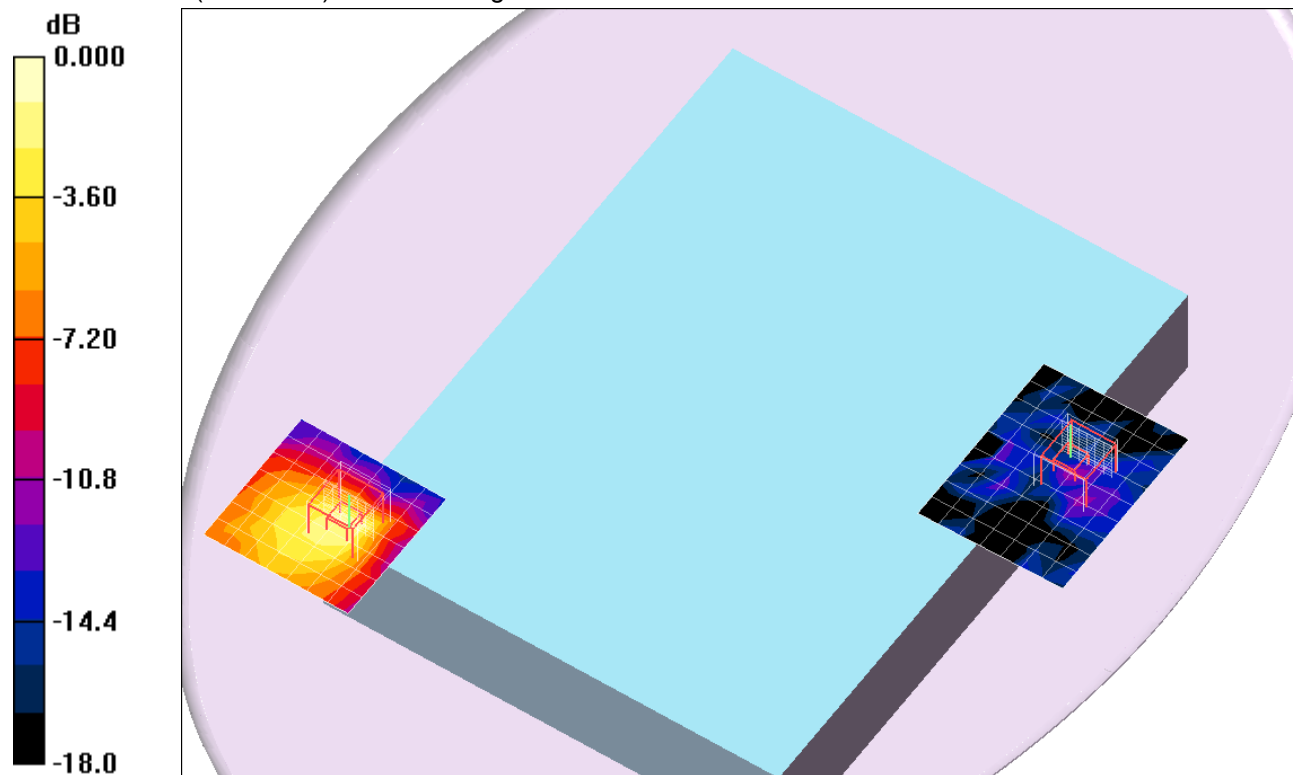
grid: dx=4mm, dy=4mm, dz=2mm

Reference Value = 5.62 V/m; Power Drift = -0.011 dB

Peak SAR (extrapolated) = 0.408 W/kg

SAR(1 g) = 0.112 mW/g; SAR(10 g) = 0.043 mW/g

Maximum value of SAR (measured) = 0.205 mW/g



0 dB = 0.205mW/g

WiFi 5 GHz

Frequency: 5260 MHz; Duty Cycle: 1:1; Room Ambient Temperature: 25.0°C; Liquid Temperature: 24.0°C
 Medium parameters used: $f = 5260$ MHz; $\sigma = 5.32$ mho/m; $\epsilon_r = 48.8$; $\rho = 1000$ kg/m³;

DASY4 Configuration:

- Area Scan setting - Find Secondary Maximum Within: 2.0 dB and with a peak SAR value greater than 0.0012W/kg
- Electronics: DAE3 Sn500; Calibrated: 6/13/2012
- Probe: EX3DV4 - SN3749; ConvF(4.11, 4.11, 4.11); Calibrated: 1/27/2012
- Sensor-Surface: 2.5mm (Mechanical Surface Detection (Locations From Previous Scan Used))Sensor-Surface: 2mm (Mechanical Surface Detection)
- Phantom: Flat Phantom ELI4.0; Type: QDOVA001BB; Serial: SN:1017

Main_Edge 1_802.11a_ch 52/Area Scan (8x31x1): Measurement grid: dx=10mm, dy=10mm
 Maximum value of SAR (measured) = 2.43 mW/g

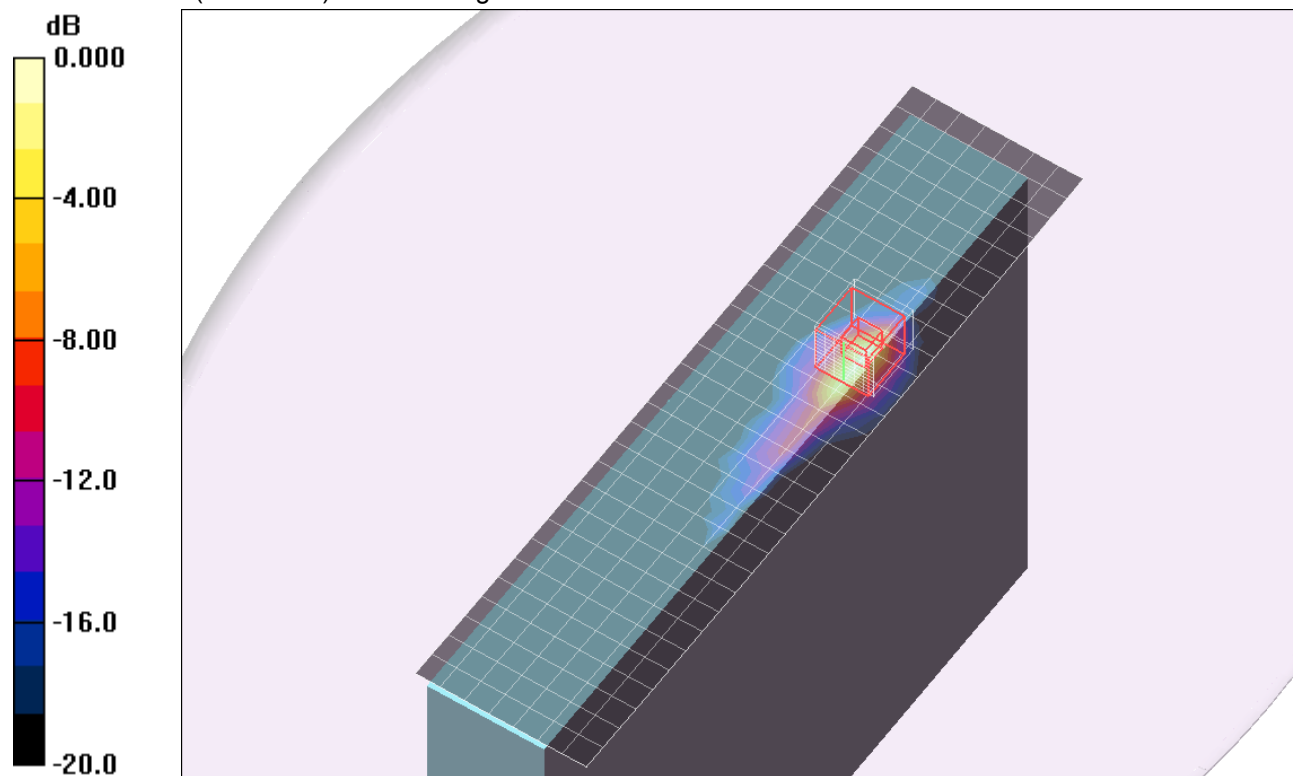
Main_Edge 1_802.11a_ch 52/Zoom Scan (7x7x12)/Cube 0: Measurement grid: dx=4mm, dy=4mm, dz=2mm

Reference Value = 19.3 V/m; Power Drift = 0.09 dB

Peak SAR (extrapolated) = 8.04 W/kg

SAR(1 g) = 1.18 mW/g; SAR(10 g) = 0.327 mW/g

Maximum value of SAR (measured) = 2.77 mW/g



0 dB = 2.77mW/g

WiFi 5 GHz

Frequency: 5300 MHz; Duty Cycle: 1:1; Room Ambient Temperature: 25.0°C; Liquid Temperature: 24.0°C
 Medium parameters used: $f = 5300$ MHz; $\sigma = 5.42$ mho/m; $\epsilon_r = 48.2$; $\rho = 1000$ kg/m³;

DASY4 Configuration:

- Area Scan setting - Find Secondary Maximum Within: 2.0 dB and with a peak SAR value greater than 0.0012W/kg
- Electronics: DAE3 Sn500; Calibrated: 6/13/2012
- Probe: EX3DV4 - SN3749; ConvF(4.11, 4.11, 4.11); Calibrated: 1/27/2012
- Sensor-Surface: 2.5mm (Mechanical Surface Detection (Locations From Previous Scan Used))Sensor-Surface: 2mm (Mechanical Surface Detection)
- Phantom: Flat Phantom ELI4.0; Type: QDOVA001BB; Serial: SN:1017

Main_Edge 1_802.11a_ch 60/Area Scan (8x31x1): Measurement grid: dx=10mm, dy=10mm
 Maximum value of SAR (measured) = 2.09 mW/g

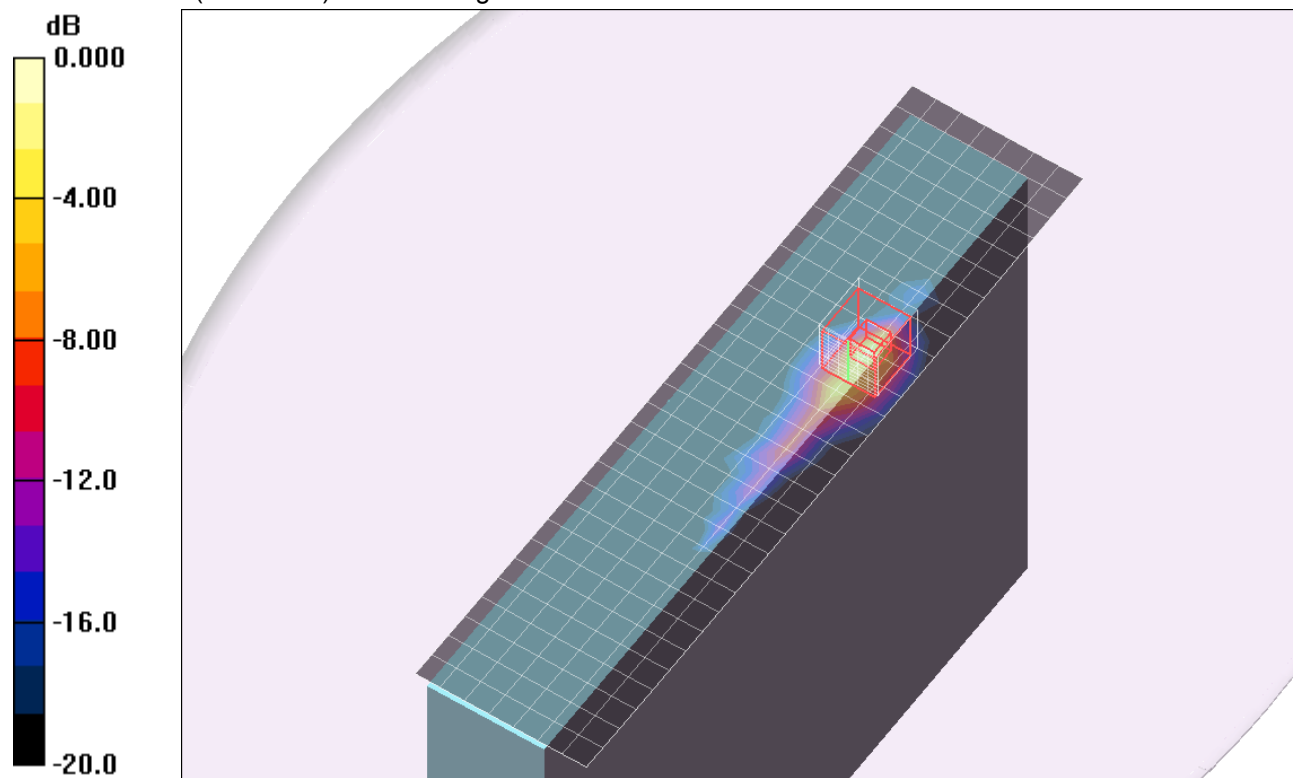
Main_Edge 1_802.11a_ch 60/Zoom Scan (7x7x12)/Cube 0: Measurement grid: dx=4mm, dy=4mm, dz=2mm

Reference Value = 22.2 V/m; Power Drift = -0.164 dB

Peak SAR (extrapolated) = 8.02 W/kg

SAR(1 g) = 1.22 mW/g; SAR(10 g) = 0.336 mW/g

Maximum value of SAR (measured) = 2.91 mW/g

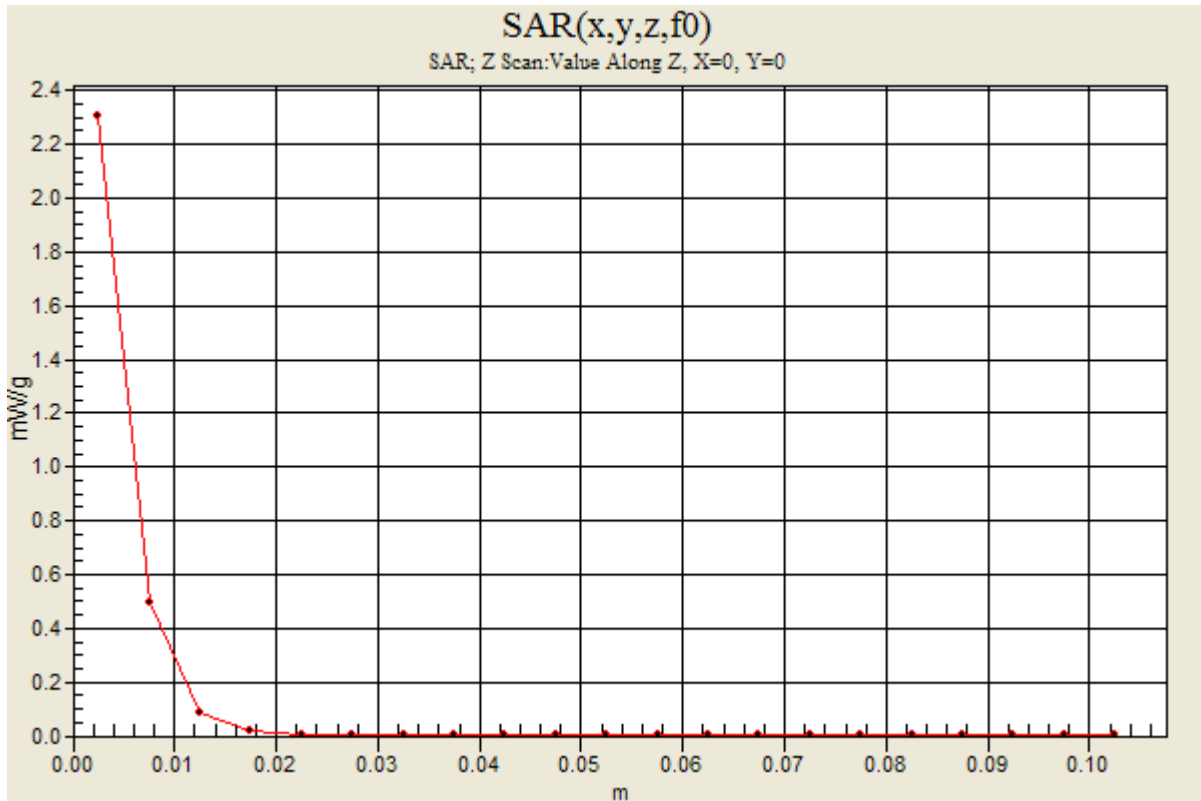


0 dB = 2.91mW/g

WiFi 5 GHz

Frequency: 5300 MHz; Duty Cycle: 1:1

Main_Edge 1_802.11a_ch 60/Z Scan (1x1x21): Measurement grid: dx=20mm, dy=20mm, dz=5mm
Maximum value of SAR (measured) = 2.31 mW/g



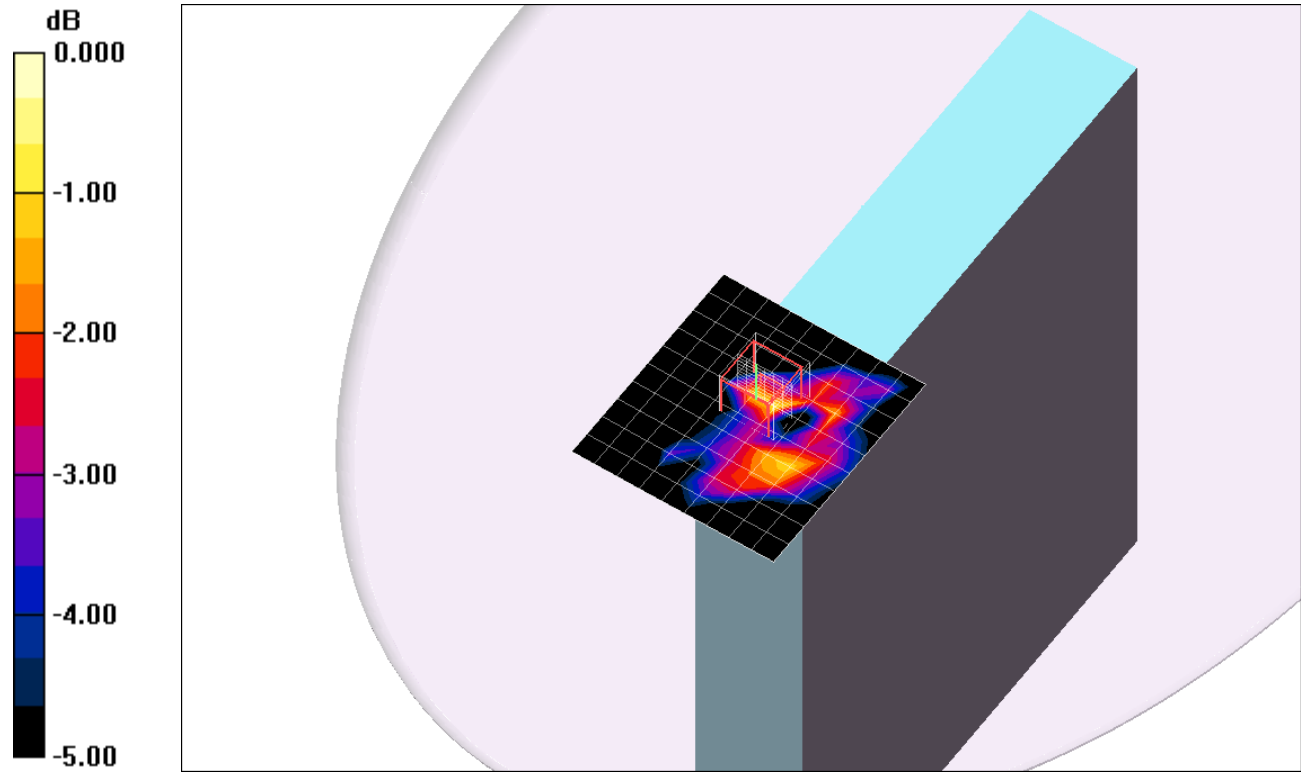
WiFi 5 GHz

Frequency: 5260 MHz; Duty Cycle: 1:1; Room Ambient Temperature: 25.0°C; Liquid Temperature: 24.0°C
 Medium parameters used: $f = 5260$ MHz; $\sigma = 5.45$ mho/m; $\epsilon_r = 49.7$; $\rho = 1000$ kg/m³;
 DASY4 Configuration:

- Area Scan setting - Find Secondary Maximum Within: 2.0 dB and with a peak SAR value greater than 0.0012W/kg
- Electronics: DAE3 Sn500; Calibrated: 6/13/2012
- Probe: EX3DV4 - SN3749; ConvF(4.11, 4.11, 4.11); Calibrated: 1/27/2012
- Sensor-Surface: 2.5mm (Mechanical Surface Detection (Locations From Previous Scan Used))Sensor-Surface: 2mm (Mechanical Surface Detection)
- Phantom: Flat Phantom ELI4.0; Type: QDOVA001BB; Serial: SN:1017

Main_Edge 2_802.11a_ch 52/Area Scan (10x11x1): Measurement grid: dx=10mm, dy=10mm
 Maximum value of SAR (measured) = 0.039 mW/g

Main_Edge 2_802.11a_ch 52/Zoom Scan (7x7x12)/Cube 0: Measurement grid: dx=4mm, dy=4mm, dz=2mm
 Reference Value = 2.33 V/m; Power Drift = 0.15 dB
 Peak SAR (extrapolated) = 0.158 W/kg
SAR(1 g) = 0.023 mW/g; SAR(10 g) = 0.00696 mW/g
 Maximum value of SAR (measured) = 0.047 mW/g



0 dB = 0.047mW/g

WiFi 5 GHz

Frequency: 5300 MHz; Duty Cycle: 1:1; Room Ambient Temperature: 25.0°C; Liquid Temperature: 24.0°C
 Medium parameters used: $f = 5300 \text{ MHz}$; $\sigma = 5.5 \text{ mho/m}$; $\epsilon_r = 49.5$; $\rho = 1000 \text{ kg/m}^3$;

DASY4 Configuration:

- Area Scan setting - Find Secondary Maximum Within: 2.0 dB and with a peak SAR value greater than 0.0012W/kg
- Electronics: DAE3 Sn500; Calibrated: 6/13/2012
- Probe: EX3DV4 - SN3749; ConvF(4.11, 4.11, 4.11); Calibrated: 1/27/2012
- Sensor-Surface: 2.5mm (Mechanical Surface Detection (Locations From Previous Scan Used))Sensor-Surface: 2mm (Mechanical Surface Detection)
- Phantom: Flat Phantom ELI4.0; Type: QDOVA001BB; Serial: SN:1017

Main_Edge 2_802.11a_ch 60/Area Scan (10x11x1): Measurement grid: dx=10mm, dy=10mm
 Maximum value of SAR (measured) = 0.042 mW/g


Main_Edge 2_802.11a_ch 60/Zoom Scan (7x7x12)/Cube 0: Measurement grid: dx=4mm, dy=4mm, dz=2mm

Reference Value = 2.63 V/m; Power Drift = 0.142 dB

Peak SAR (extrapolated) = 0.118 W/kg

SAR(1 g) = 0.028 mW/g; SAR(10 g) = 0.0088 mW/g

Maximum value of SAR (measured) = 0.053 mW/g



0 dB = 0.053mW/g

WiFi 5 GHz

Frequency: 5260 MHz; Duty Cycle: 1:1; Room Ambient Temperature: 25.0°C; Liquid Temperature: 24.0°C
 Medium parameters used: $f = 5260 \text{ MHz}$; $\sigma = 5.32 \text{ mho/m}$; $\epsilon_r = 48.8$; $\rho = 1000 \text{ kg/m}^3$;

DASY4 Configuration:

- Area Scan setting - Find Secondary Maximum Within: 2.0 dB and with a peak SAR value greater than 0.0012W/kg
- Electronics: DAE3 Sn500; Calibrated: 6/13/2012
- Probe: EX3DV4 - SN3749; ConvF(4.11, 4.11, 4.11); Calibrated: 1/27/2012
- Sensor-Surface: 2.5mm (Mechanical Surface Detection)Sensor-Surface: 2mm (Mechanical Surface Detection)
- Phantom: Flat Phantom ELI4.0; Type: QDOVA001BB; Serial: SN:1017

Aux_Edge 3_802.11a_ch 52/Area Scan (10x10x1): Measurement grid: dx=10mm, dy=10mm

Maximum value of SAR (measured) = 1.49 mW/g

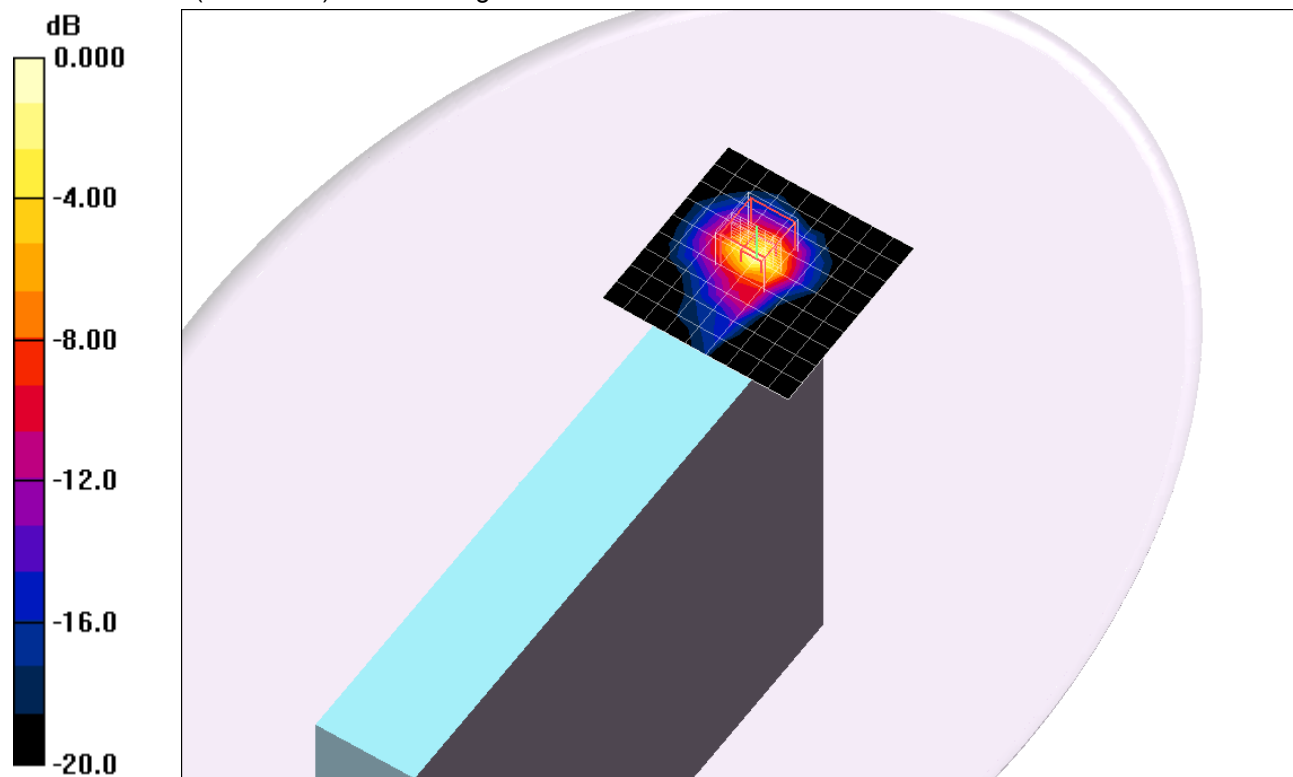
Aux_Edge 3_802.11a_ch 52/Zoom Scan (7x7x12)/Cube 0: Measurement grid: dx=4mm, dy=4mm, dz=2mm

Reference Value = 18.0 V/m; Power Drift = -0.13 dB

Peak SAR (extrapolated) = 4.05 W/kg

SAR(1 g) = 0.862 mW/g; SAR(10 g) = 0.249 mW/g

Maximum value of SAR (measured) = 1.78 mW/g



0 dB = 1.78mW/g

WiFi 5 GHz

Frequency: 5300 MHz; Duty Cycle: 1:1; Room Ambient Temperature: 25.0°C; Liquid Temperature: 24.0°C
 Medium parameters used: $f = 5300$ MHz; $\sigma = 5.42$ mho/m; $\epsilon_r = 48.2$; $\rho = 1000$ kg/m³;

DASY4 Configuration:

- Area Scan setting - Find Secondary Maximum Within: 2.0 dB and with a peak SAR value greater than 0.0012W/kg
- Electronics: DAE3 Sn500; Calibrated: 6/13/2012
- Probe: EX3DV4 - SN3749; ConvF(4.11, 4.11, 4.11); Calibrated: 1/27/2012
- Sensor-Surface: 2.5mm (Mechanical Surface Detection)Sensor-Surface: 2mm (Mechanical Surface Detection)
- Phantom: Flat Phantom ELI4.0; Type: QDOVA001BB; Serial: SN:1017

Aux_Edge 3_802.11a_ch 60/Area Scan (10x10x1): Measurement grid: dx=10mm, dy=10mm
 Maximum value of SAR (measured) = 1.60 mW/g

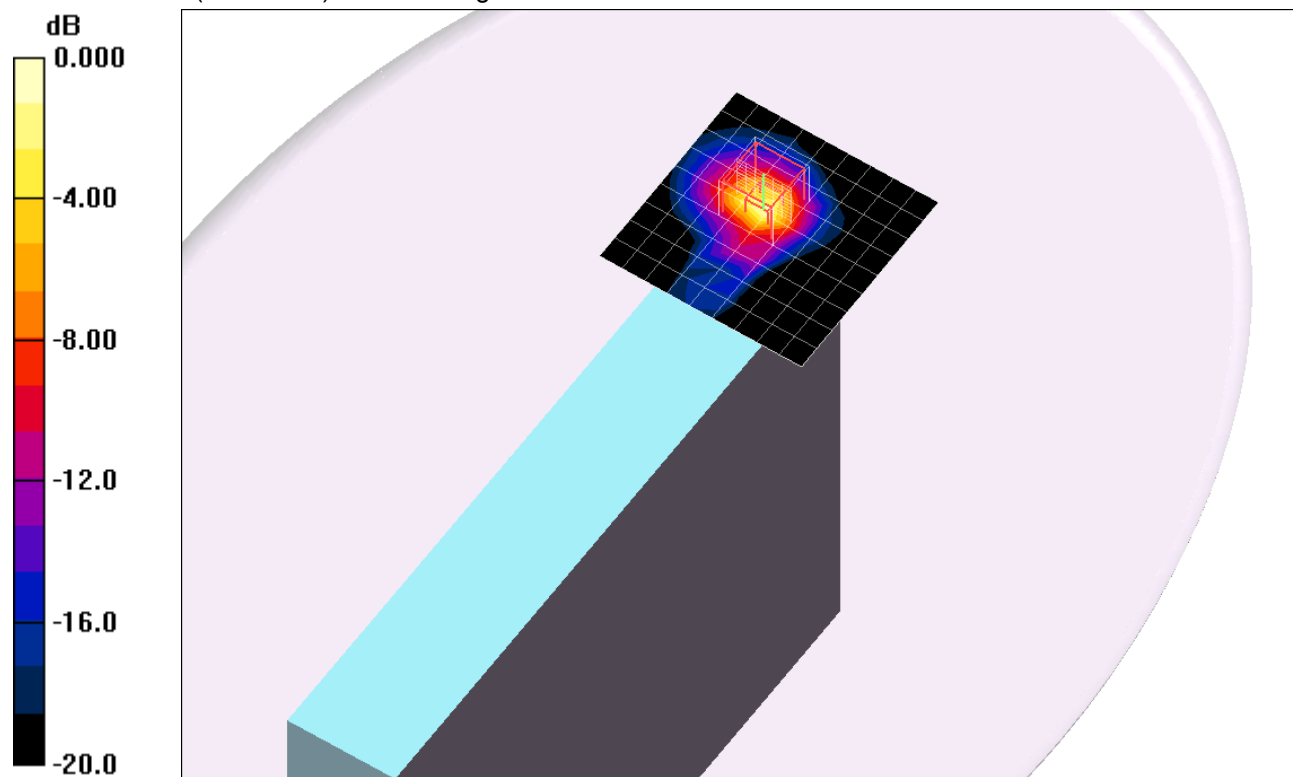
Aux_Edge 3_802.11a_ch 60/Zoom Scan (7x7x12)/Cube 0: Measurement grid: dx=4mm, dy=4mm, dz=2mm

Reference Value = 18.3 V/m; Power Drift = 0.097 dB

Peak SAR (extrapolated) = 4.75 W/kg

SAR(1 g) = 1.01 mW/g; SAR(10 g) = 0.291 mW/g

Maximum value of SAR (measured) = 2.09 mW/g

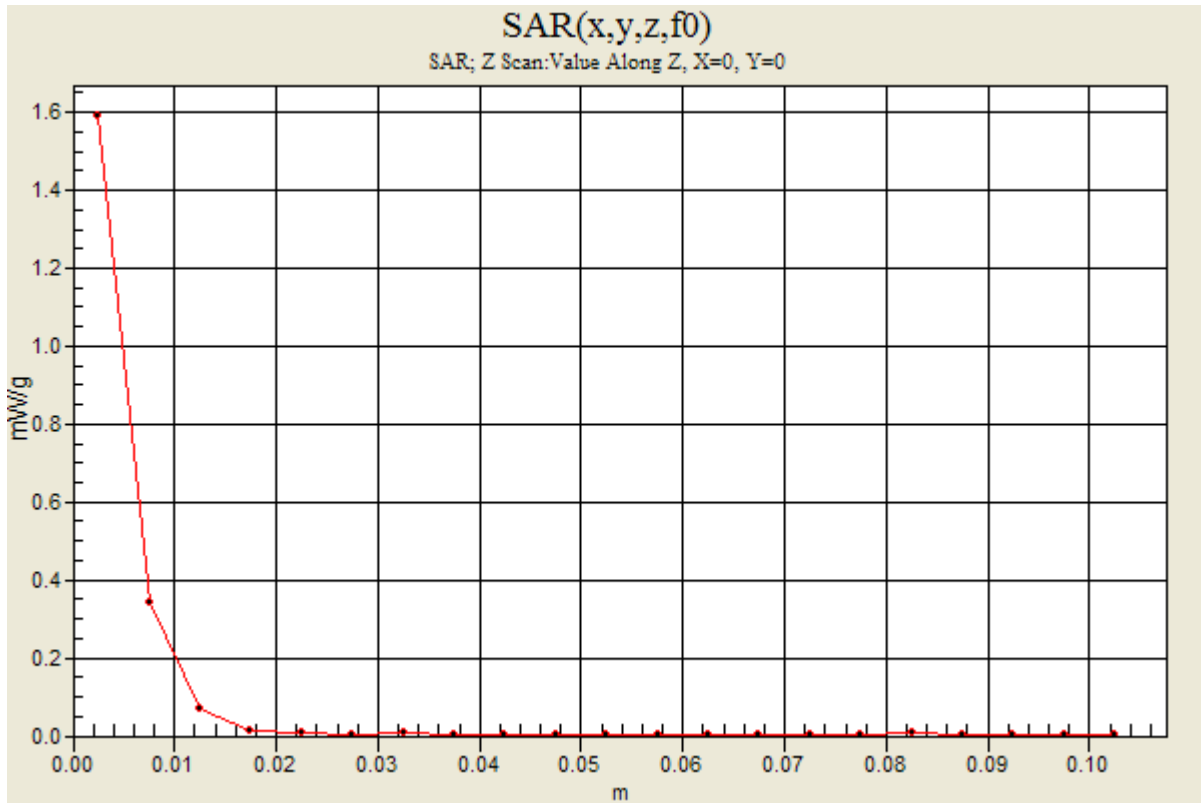


0 dB = 2.09mW/g

WiFi 5 GHz

Frequency: 5300 MHz; Duty Cycle: 1:1

Aux_Edge 3_802.11a_ch 60/Z Scan (1x1x21): Measurement grid: dx=20mm, dy=20mm, dz=5mm
Maximum value of SAR (measured) = 1.59 mW/g



WiFi 5 GHz

Frequency: 5260 MHz; Duty Cycle: 1:1; Room Ambient Temperature: 25.0°C; Liquid Temperature: 24.0°C
 Medium parameters used: $f = 5260$ MHz; $\sigma = 5.32$ mho/m; $\epsilon_r = 48.8$; $\rho = 1000$ kg/m³;

DASY4 Configuration:

- Area Scan setting - Find Secondary Maximum Within: 2.0 dB and with a peak SAR value greater than 0.0012W/kg
- Electronics: DAE3 Sn500; Calibrated: 6/13/2012
- Probe: EX3DV4 - SN3749; ConvF(4.11, 4.11, 4.11); Calibrated: 1/27/2012
- Sensor-Surface: 2.5mm (Mechanical Surface Detection (Locations From Previous Scan Used))Sensor-Surface: 2mm (Mechanical Surface Detection)
- Phantom: Flat Phantom ELI4.0; Type: QDOVA001BB; Serial: SN:1017

Aux_Edge 4_802.11a_ch 52/Area Scan (10x11x1): Measurement grid: dx=10mm, dy=10mm
 Maximum value of SAR (measured) = 0.903 mW/g

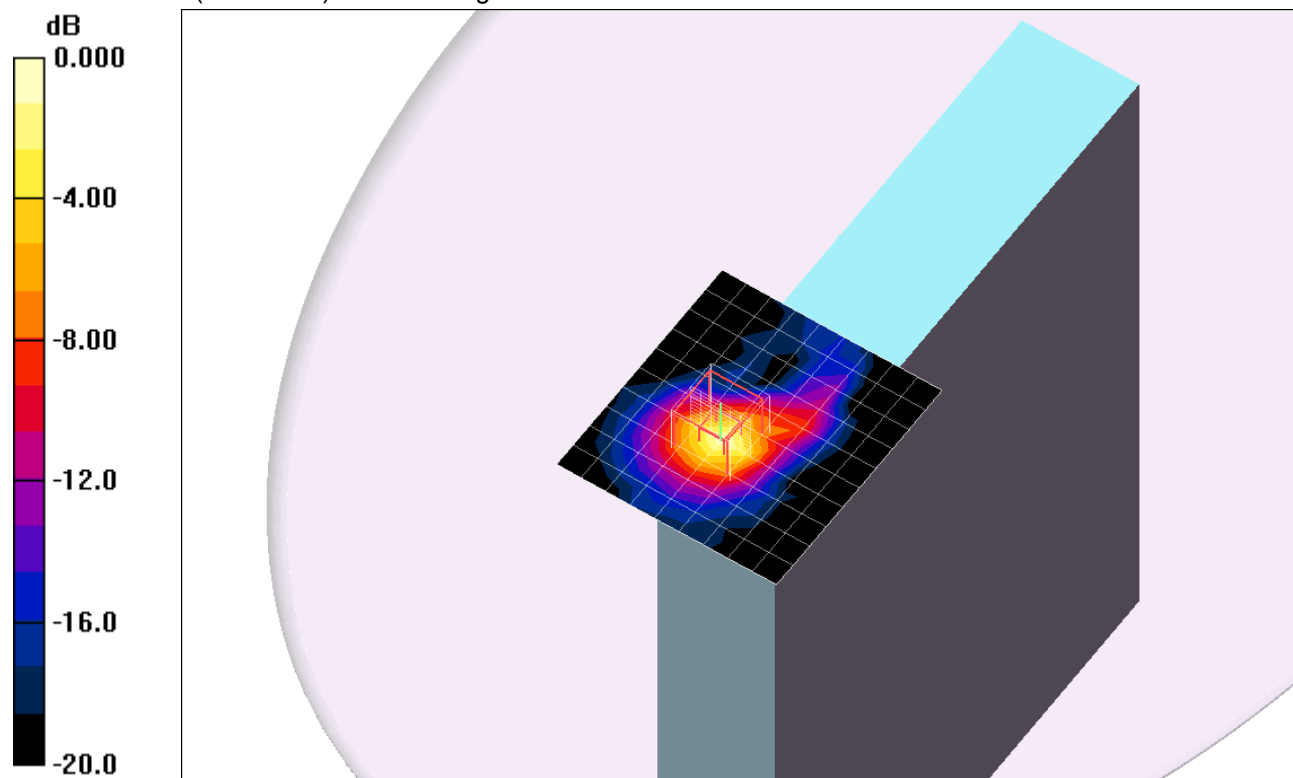
Aux_Edge 4_802.11a_ch 52/Zoom Scan (7x7x12)/Cube 0: Measurement grid: dx=4mm, dy=4mm, dz=2mm

Reference Value = 13.7 V/m; Power Drift = 0.151 dB

Peak SAR (extrapolated) = 2.32 W/kg

SAR(1 g) = 0.530 mW/g; SAR(10 g) = 0.163 mW/g

Maximum value of SAR (measured) = 1.02 mW/g



0 dB = 1.02mW/g

WiFi 5 GHz

Frequency: 5300 MHz; Duty Cycle: 1:1; Room Ambient Temperature: 25.0°C; Liquid Temperature: 24.0°C
 Medium parameters used: $f = 5300 \text{ MHz}$; $\sigma = 5.42 \text{ mho/m}$; $\epsilon_r = 48.2$; $\rho = 1000 \text{ kg/m}^3$;

DASY4 Configuration:

- Area Scan setting - Find Secondary Maximum Within: 2.0 dB and with a peak SAR value greater than 0.0012W/kg
- Electronics: DAE3 Sn500; Calibrated: 6/13/2012
- Probe: EX3DV4 - SN3749; ConvF(4.11, 4.11, 4.11); Calibrated: 1/27/2012
- Sensor-Surface: 2.5mm (Mechanical Surface Detection)Sensor-Surface: 2mm (Mechanical Surface Detection)
- Phantom: Flat Phantom ELI4.0; Type: QDOVA001BB; Serial: SN:1017

Aux_Edge 4_802.11a_ch 60/Area Scan (10x11x1): Measurement grid: dx=10mm, dy=10mm
 Maximum value of SAR (measured) = 1.21 mW/g

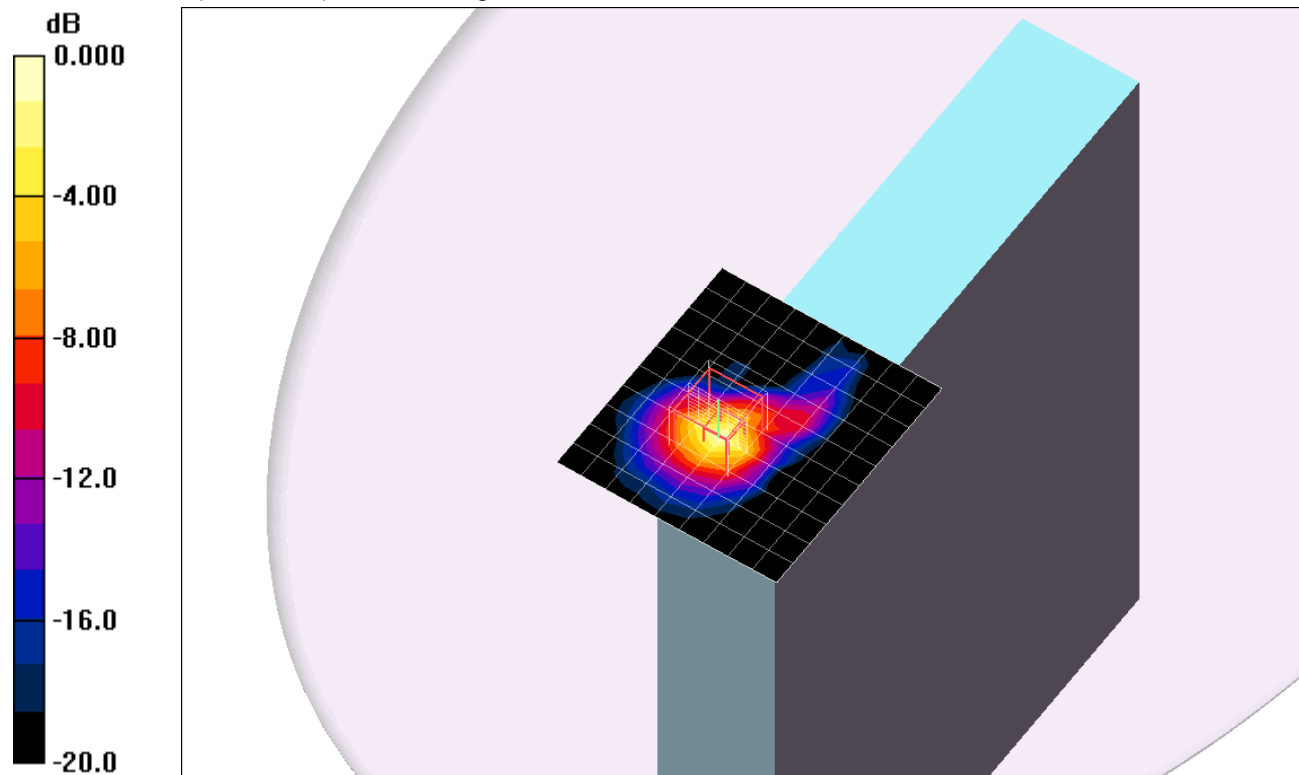
Aux_Edge 4_802.11a_ch 60/Zoom Scan (7x7x12)/Cube 0: Measurement grid: dx=4mm, dy=4mm, dz=2mm

Reference Value = 16.0 V/m; Power Drift = -0.050 dB

Peak SAR (extrapolated) = 3.27 W/kg

SAR(1 g) = 0.708 mW/g; SAR(10 g) = 0.213 mW/g

Maximum value of SAR (measured) = 1.39 mW/g



0 dB = 1.39mW/g

WiFi 5 GHz

Frequency: 5260 MHz; Duty Cycle: 1:1; Room Ambient Temperature: 25.0°C; Liquid Temperature: 24.0°C
 Medium parameters used: $f = 5260$ MHz; $\sigma = 5.32$ mho/m; $\epsilon_r = 48.4$; $\rho = 1000$ kg/m³;

DASY4 Configuration:

- Area Scan setting - Find Secondary Maximum Within: 2.0 dB and with a peak SAR value greater than 0.0012W/kg
- Electronics: DAE3 Sn500; Calibrated: 6/13/2012
- Probe: EX3DV4 - SN3749; ConvF(4.11, 4.11, 4.11); Calibrated: 1/27/2012
- Sensor-Surface: 2.5mm (Mechanical Surface Detection (Locations From Previous Scan Used))Sensor-Surface: 2mm (Mechanical Surface Detection)
- Phantom: Flat Phantom ELI4.0; Type: QDOVA001BB; Serial: SN:1017

Aux_45 deg. Vertex @ Bottom Left_802.11a_ch 52/Area Scan (10x10x1): Measurement grid:

dx=10mm, dy=10mm

Maximum value of SAR (measured) = 1.50 mW/g

Aux_45 deg. Vertex @ Bottom Left_802.11a_ch 52/Zoom Scan (7x7x12)/Cube 0:

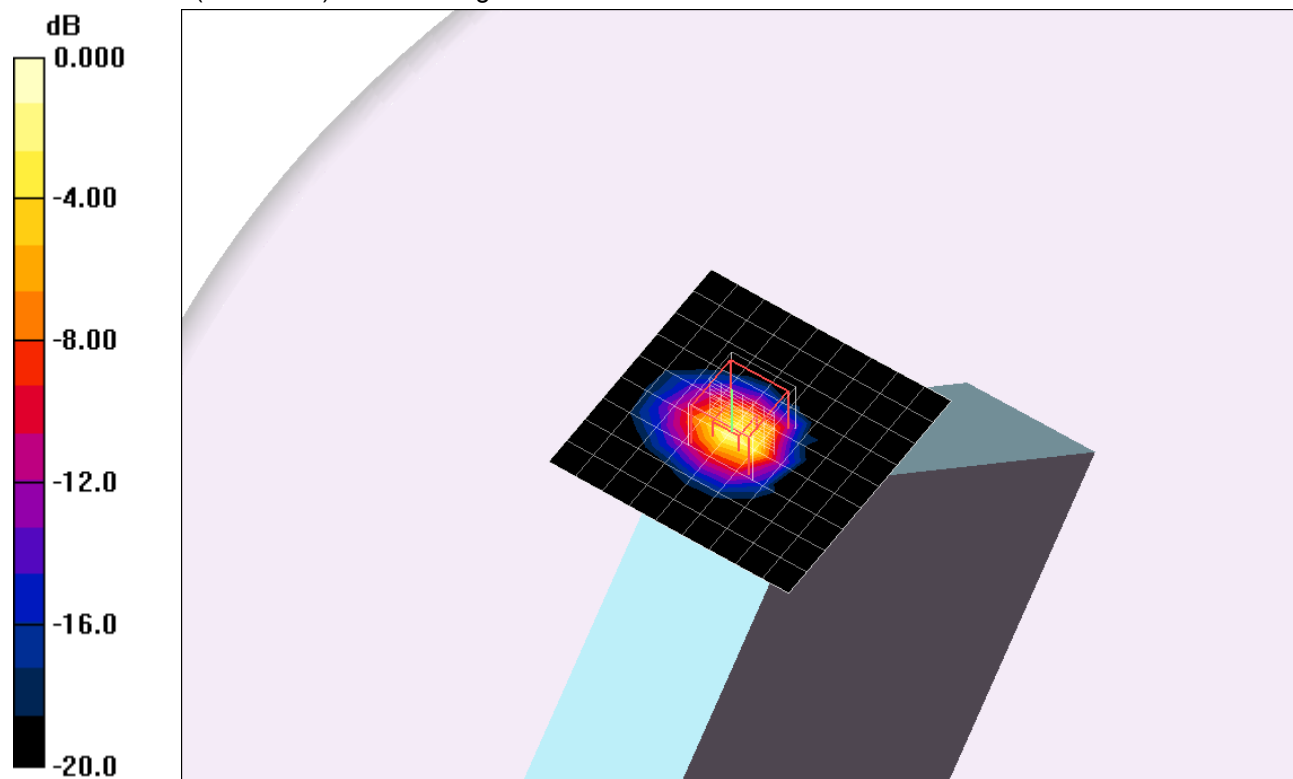
Measurement grid: dx=4mm, dy=4mm, dz=2mm

Reference Value = 19.4 V/m; Power Drift = -0.128 dB

Peak SAR (extrapolated) = 4.69 W/kg

SAR(1 g) = 1.02 mW/g; SAR(10 g) = 0.275 mW/g

Maximum value of SAR (measured) = 2.06 mW/g



WiFi 5 GHz

Frequency: 5300 MHz; Duty Cycle: 1:1; Room Ambient Temperature: 25.0°C; Liquid Temperature: 24.0°C
 Medium parameters used: $f = 5300 \text{ MHz}$; $\sigma = 5.37 \text{ mho/m}$; $\epsilon_r = 48.4$; $\rho = 1000 \text{ kg/m}^3$;

DASY4 Configuration:

- Area Scan setting - Find Secondary Maximum Within: 2.0 dB and with a peak SAR value greater than 0.0012W/kg
- Electronics: DAE3 Sn500; Calibrated: 6/13/2012
- Probe: EX3DV4 - SN3749; ConvF(4.11, 4.11, 4.11); Calibrated: 1/27/2012
- Sensor-Surface: 2.5mm (Mechanical Surface Detection (Locations From Previous Scan Used))Sensor-Surface: 2mm (Mechanical Surface Detection)
- Phantom: Flat Phantom ELI4.0; Type: QDOVA001BB; Serial: SN:1017

Aux_45 deg. Vertex @ Bottom Left_802.11a_ch 60/Area Scan (10x10x1): Measurement grid:

$dx=10\text{mm}$, $dy=10\text{mm}$

Maximum value of SAR (measured) = 1.71 mW/g

Aux_45 deg. Vertex @ Bottom Left_802.11a_ch 60/Zoom Scan (7x7x12)/Cube 0:

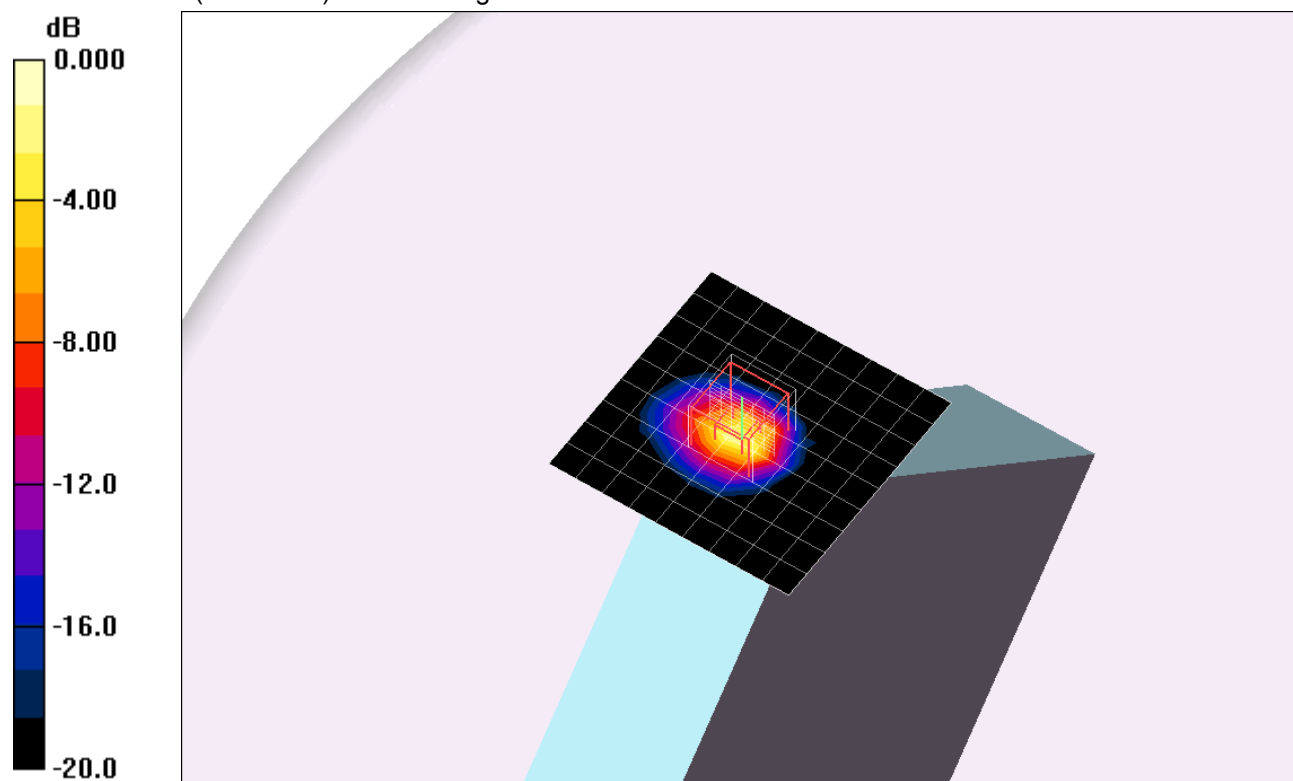
Measurement grid: $dx=4\text{mm}$, $dy=4\text{mm}$, $dz=2\text{mm}$

Reference Value = 20.4 V/m; Power Drift = -0.156 dB

Peak SAR (extrapolated) = 5.66 W/kg

SAR(1 g) = 1.2 mW/g; SAR(10 g) = 0.320 mW/g

Maximum value of SAR (measured) = 2.45 mW/g



0 dB = 2.45mW/g

WiFi 5 GHz

Frequency: 5500 MHz; Duty Cycle: 1:1; Room Ambient Temperature: 25.0°C; Liquid Temperature: 24.0°C
Medium parameters used: $f = 5500$ MHz; $\sigma = 5.71$ mho/m; $\epsilon_r = 47$; $\rho = 1000$ kg/m³;

DASY4 Configuration:

- Area Scan setting - Find Secondary Maximum Within: 2.0 dB and with a peak SAR value greater than 0.0012W/kg
- Electronics: DAE3 Sn500; Calibrated: 6/13/2012
- Probe: EX3DV4 - SN3749; ConvF(3.72, 3.72, 3.72); Calibrated: 1/27/2012
- Sensor-Surface: 2.5mm (Mechanical Surface Detection (Locations From Previous Scan Used))Sensor-Surface: 2mm (Mechanical Surface Detection)
- Phantom: Flat Phantom ELI4.0; Type: QDOVA001BB; Serial: SN:1017

Main_Rear_802.11a_ch 100/Area Scan (8x10x1): Measurement grid: dx=10mm, dy=10mm

Maximum value of SAR (measured) = 0.044 mW/g


Main_Rear_802.11a_ch 100/Zoom Scan (7x7x12)/Cube 0: Measurement grid: dx=4mm, dy=4mm, dz=2mm

Reference Value = 2.59 V/m; Power Drift = -0.062 dB

Peak SAR (extrapolated) = 0.282 W/kg

SAR(1 g) = 0.025 mW/g; SAR(10 g) = 0.011 mW/g

Maximum value of SAR (measured) = 0.047 mW/g



0 dB = 0.047mW/g

WiFi 5 GHz

Frequency: 5580 MHz; Duty Cycle: 1:1; Room Ambient Temperature: 25.0°C; Liquid Temperature: 24.0°C
 Medium parameters used: $f = 5580$ MHz; $\sigma = 5.85$ mho/m; $\epsilon_r = 46.9$; $\rho = 1000$ kg/m³;

DASY4 Configuration:

- Area Scan setting - Find Secondary Maximum Within: 2.0 dB and with a peak SAR value greater than 0.0012W/kg
- Electronics: DAE3 Sn500; Calibrated: 6/13/2012
- Probe: EX3DV4 - SN3749; ConvF(3.57, 3.57, 3.57); Calibrated: 1/27/2012
- Sensor-Surface: 2.5mm (Mechanical Surface Detection (Locations From Previous Scan Used))Sensor-Surface: 2mm (Mechanical Surface Detection)
- Phantom: Flat Phantom ELI4.0; Type: QDOVA001BB; Serial: SN:1017

Main_Rear_802.11a_ch 116/Area Scan (8x10x1): Measurement grid: dx=10mm, dy=10mm
 Maximum value of SAR (measured) = 0.047 mW/g


Main_Rear_802.11a_ch 116/Zoom Scan (7x7x12)/Cube 0: Measurement grid: dx=4mm, dy=4mm, dz=2mm

Reference Value = 2.79 V/m; Power Drift = 0.075 dB

Peak SAR (extrapolated) = 0.183 W/kg

SAR(1 g) = 0.025 mW/g; SAR(10 g) = 0.013 mW/g

Maximum value of SAR (measured) = 0.045 mW/g



0 dB = 0.045mW/g

WiFi 5 GHz

Frequency: 5620 MHz; Duty Cycle: 1:1; Room Ambient Temperature: 25.0°C; Liquid Temperature: 24.0°C

Medium parameters used: $f = 5620$ MHz; $\sigma = 5.86$ mho/m; $\epsilon_r = 46.8$; $\rho = 1000$ kg/m³;

DASY4 Configuration:

- Area Scan setting - Find Secondary Maximum Within: 2.0 dB and with a peak SAR value greater than 0.0012W/kg
- Electronics: DAE3 Sn500; Calibrated: 6/13/2012
- Probe: EX3DV4 - SN3749; ConvF(3.57, 3.57, 3.57); Calibrated: 1/27/2012
- Sensor-Surface: 2.5mm (Mechanical Surface Detection (Locations From Previous Scan Used))Sensor-Surface: 2mm (Mechanical Surface Detection)
- Phantom: Flat Phantom ELI4.0; Type: QDOVA001BB; Serial: SN:1017

Main_Rear_802.11a_ch 124/Area Scan (8x10x1): Measurement grid: dx=10mm, dy=10mm

Maximum value of SAR (measured) = 0.040 mW/g


Main_Rear_802.11a_ch 124/Zoom Scan (7x7x12)/Cube 0: Measurement grid: dx=4mm, dy=4mm, dz=2mm

Reference Value = 2.68 V/m; Power Drift = 0.082 dB

Peak SAR (extrapolated) = 0.363 W/kg

SAR(1 g) = 0.031 mW/g; SAR(10 g) = 0.013 mW/g

Maximum value of SAR (measured) = 0.043 mW/g



0 dB = 0.043mW/g

WiFi 5 GHz

Frequency: 5680 MHz; Duty Cycle: 1:1; Room Ambient Temperature: 25.0°C; Liquid Temperature: 24.0°C
 Medium parameters used: $f = 5680$ MHz; $\sigma = 5.95$ mho/m; $\epsilon_r = 46.8$; $\rho = 1000$ kg/m³;

DASY4 Configuration:

- Area Scan setting - Find Secondary Maximum Within: 2.0 dB and with a peak SAR value greater than 0.0012W/kg
- Electronics: DAE3 Sn500; Calibrated: 6/13/2012
- Probe: EX3DV4 - SN3749; ConvF(3.57, 3.57, 3.57); Calibrated: 1/27/2012
- Sensor-Surface: 2.5mm (Mechanical Surface Detection (Locations From Previous Scan Used))Sensor-Surface: 2mm (Mechanical Surface Detection)
- Phantom: Flat Phantom ELI4.0; Type: QDOVA001BB; Serial: SN:1017

Main_Rear_802.11a_ch 136/Area Scan (8x10x1): Measurement grid: dx=10mm, dy=10mm

Maximum value of SAR (measured) = 0.043 mW/g

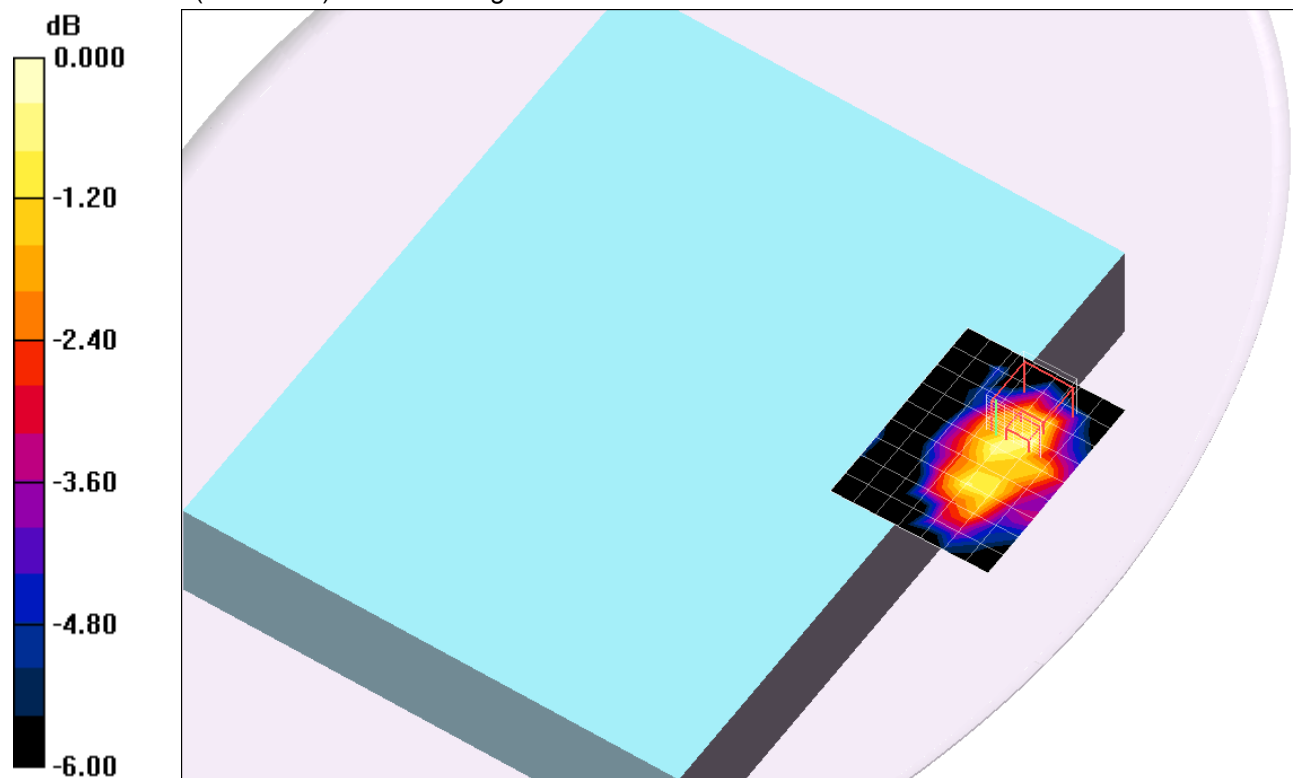
Main_Rear_802.11a_ch 136/Zoom Scan (7x7x12)/Cube 0: Measurement grid: dx=4mm, dy=4mm, dz=2mm

Reference Value = 2.68 V/m; Power Drift = 0.104 dB

Peak SAR (extrapolated) = 0.396 W/kg

SAR(1 g) = 0.019 mW/g; SAR(10 g) = 0.00632 mW/g

Maximum value of SAR (measured) = 0.047 mW/g



0 dB = 0.047mW/g

WiFi 5 GHz

Frequency: 5500 MHz; Duty Cycle: 1:1; Room Ambient Temperature: 25.0°C; Liquid Temperature: 24.0°C
 Medium parameters used: $f = 5500$ MHz; $\sigma = 5.69$ mho/m; $\epsilon_r = 48$; $\rho = 1000$ kg/m³ ;

DASY4 Configuration:

- Area Scan setting - Find Secondary Maximum Within: 2.0 dB and with a peak SAR value greater than 0.0012W/kg
- Electronics: DAE3 Sn500; Calibrated: 6/13/2012
- Probe: EX3DV4 - SN3749; ConvF(3.72, 3.72, 3.72); Calibrated: 1/27/2012
- Sensor-Surface: 2.5mm (Mechanical Surface Detection (Locations From Previous Scan Used))Sensor-Surface: 2mm (Mechanical Surface Detection)
- Phantom: Flat Phantom ELI4.0; Type: QDOVA001BB; Serial: SN:1017

Aux_Rear_802.11a_ch 100/Area Scan (8x8x1): Measurement grid: dx=10mm, dy=10mm
 Maximum value of SAR (measured) = 0.239 mW/g

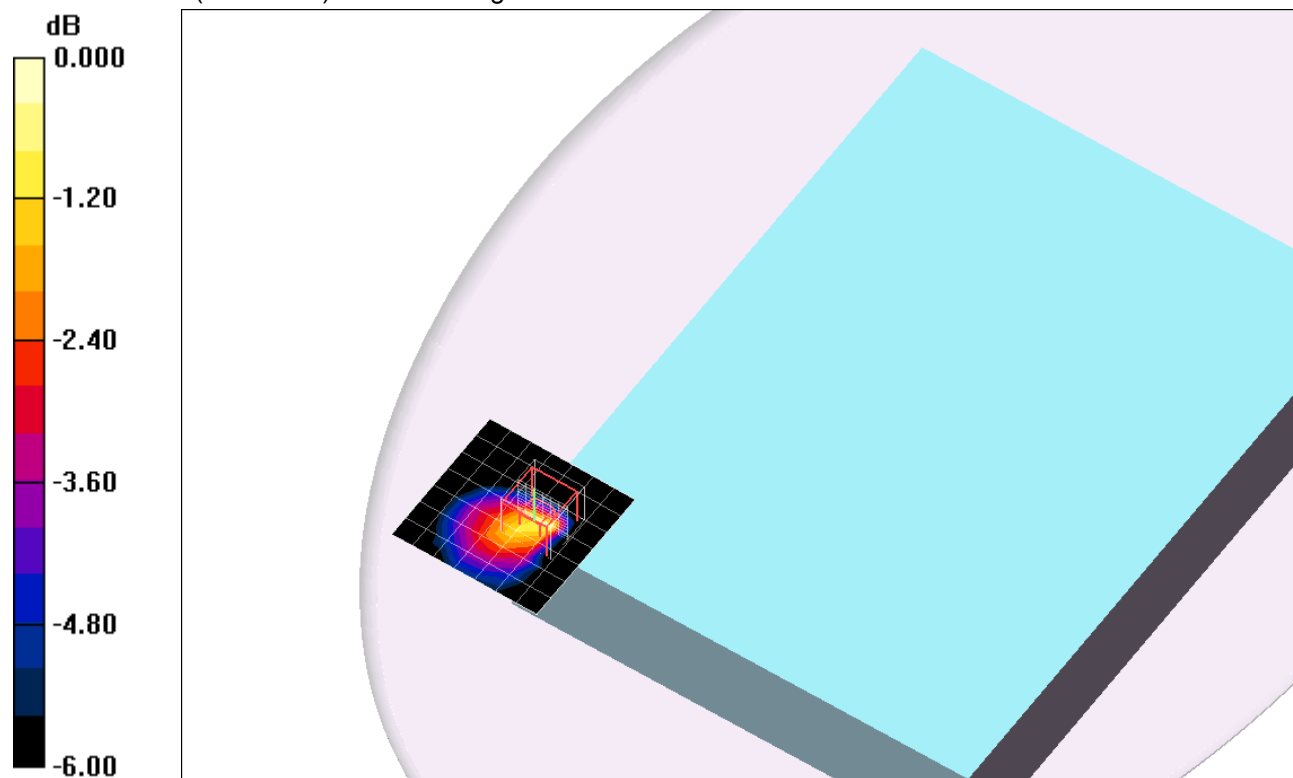
Aux_Rear_802.11a_ch 100/Zoom Scan (7x7x12)/Cube 0: Measurement grid: dx=4mm, dy=4mm, dz=2mm

Reference Value = 6.41 V/m; Power Drift = 0.154 dB

Peak SAR (extrapolated) = 0.615 W/kg

SAR(1 g) = 0.153 mW/g; SAR(10 g) = 0.059 mW/g

Maximum value of SAR (measured) = 0.280 mW/g



0 dB = 0.280mW/g

WiFi 5 GHz

Frequency: 5580 MHz; Duty Cycle: 1:1; Room Ambient Temperature: 25.0°C; Liquid Temperature: 24.0°C
 Medium parameters used: $f = 5580 \text{ MHz}$; $\sigma = 5.81 \text{ mho/m}$; $\epsilon_r = 47.9$; $\rho = 1000 \text{ kg/m}^3$;

DASY4 Configuration:

- Area Scan setting - Find Secondary Maximum Within: 2.0 dB and with a peak SAR value greater than 0.0012W/kg
- Electronics: DAE3 Sn500; Calibrated: 6/13/2012
- Probe: EX3DV4 - SN3749; ConvF(3.57, 3.57, 3.57); Calibrated: 1/27/2012
- Sensor-Surface: 2.5mm (Mechanical Surface Detection (Locations From Previous Scan Used))Sensor-Surface: 2mm (Mechanical Surface Detection)
- Phantom: Flat Phantom ELI4.0; Type: QDOVA001BB; Serial: SN:1017

Aux_Rear_802.11a_ch 116/Area Scan (8x8x1): Measurement grid: dx=10mm, dy=10mm
 Maximum value of SAR (measured) = 0.307 mW/g

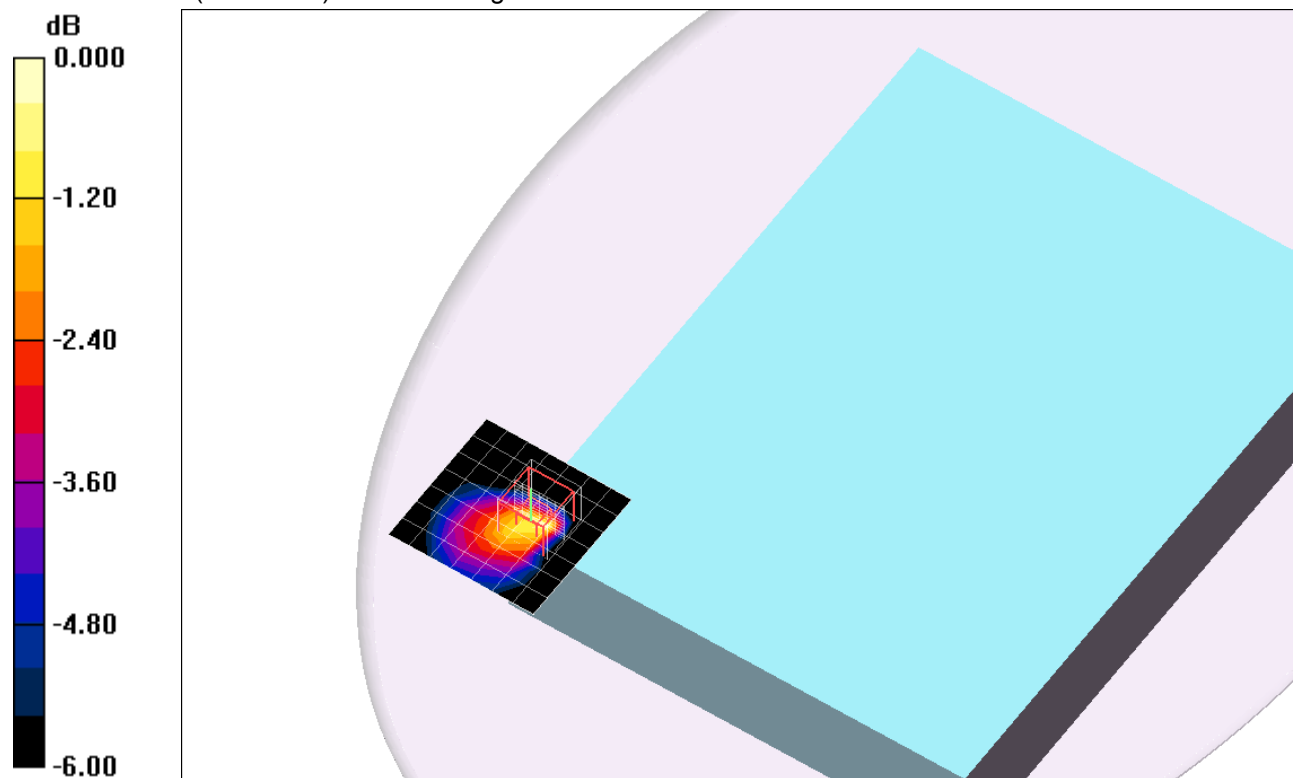
Aux_Rear_802.11a_ch 116/Zoom Scan (7x7x12)/Cube 0: Measurement grid: dx=4mm, dy=4mm, dz=2mm

Reference Value = 7.15 V/m; Power Drift = 0.081 dB

Peak SAR (extrapolated) = 0.662 W/kg

SAR(1 g) = 0.188 mW/g; SAR(10 g) = 0.070 mW/g

Maximum value of SAR (measured) = 0.346 mW/g



0 dB = 0.346mW/g

WiFi 5 GHz

Frequency: 5620 MHz; Duty Cycle: 1:1; Room Ambient Temperature: 25.0°C; Liquid Temperature: 24.0°C
 Medium parameters used: $f = 5620$ MHz; $\sigma = 5.82$ mho/m; $\epsilon_r = 47.7$; $\rho = 1000$ kg/m³;

DASY4 Configuration:

- Area Scan setting - Find Secondary Maximum Within: 2.0 dB and with a peak SAR value greater than 0.0012W/kg
- Electronics: DAE3 Sn500; Calibrated: 6/13/2012
- Probe: EX3DV4 - SN3749; ConvF(3.57, 3.57, 3.57); Calibrated: 1/27/2012
- Sensor-Surface: 2.5mm (Mechanical Surface Detection (Locations From Previous Scan Used))Sensor-Surface: 2mm (Mechanical Surface Detection)
- Phantom: Flat Phantom ELI4.0; Type: QDOVA001BB; Serial: SN:1017

Aux_Rear_802.11a_ch 124/Area Scan (8x8x1): Measurement grid: dx=10mm, dy=10mm
 Maximum value of SAR (measured) = 0.315 mW/g

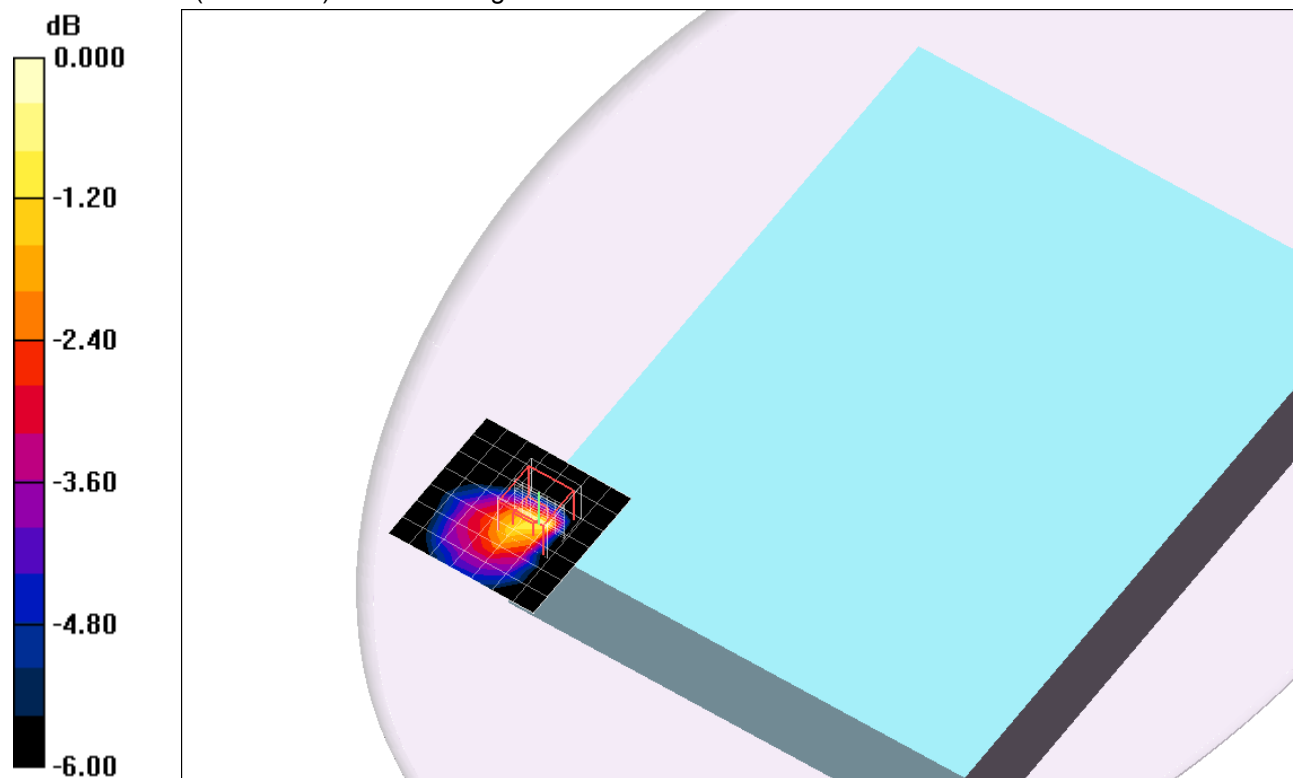
Aux_Rear_802.11a_ch 124/Zoom Scan (7x7x12)/Cube 0: Measurement grid: dx=4mm, dy=4mm, dz=2mm

Reference Value = 7.48 V/m; Power Drift = 0.149 dB

Peak SAR (extrapolated) = 0.731 W/kg

SAR(1 g) = 0.206 mW/g; SAR(10 g) = 0.077 mW/g

Maximum value of SAR (measured) = 0.376 mW/g



0 dB = 0.376mW/g

WiFi 5 GHz

Frequency: 5680 MHz; Duty Cycle: 1:1; Room Ambient Temperature: 25.0°C; Liquid Temperature: 24.0°C
 Medium parameters used: $f = 5680$ MHz; $\sigma = 5.9$ mho/m; $\epsilon_r = 47.7$; $\rho = 1000$ kg/m³;

DASY4 Configuration:

- Area Scan setting - Find Secondary Maximum Within: 2.0 dB and with a peak SAR value greater than 0.0012W/kg
- Electronics: DAE3 Sn500; Calibrated: 6/13/2012
- Probe: EX3DV4 - SN3749; ConvF(3.57, 3.57, 3.57); Calibrated: 1/27/2012
- Sensor-Surface: 2.5mm (Mechanical Surface Detection (Locations From Previous Scan Used))Sensor-Surface: 2mm (Mechanical Surface Detection)
- Phantom: Flat Phantom ELI4.0; Type: QDOVA001BB; Serial: SN:1017

Aux_Rear_802.11a_ch 136/Area Scan (8x8x1): Measurement grid: dx=10mm, dy=10mm
 Maximum value of SAR (measured) = 0.164 mW/g

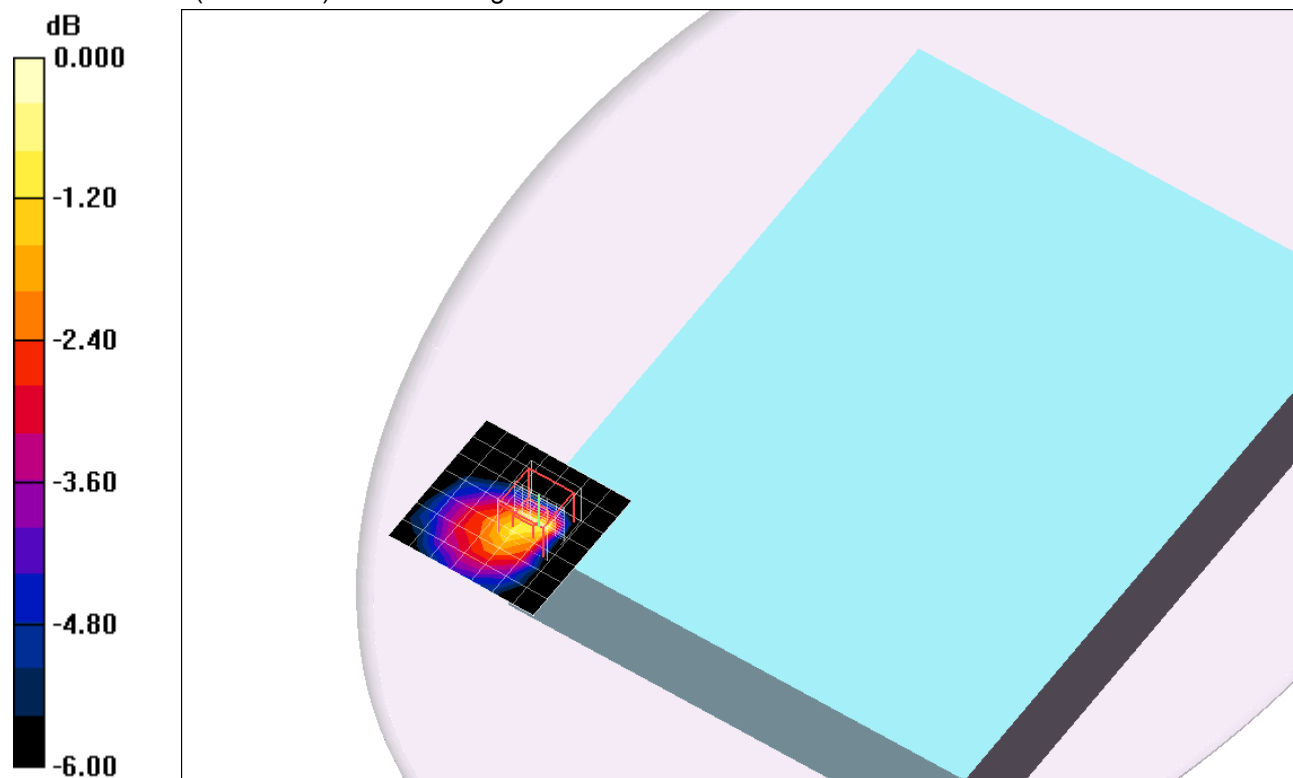
Aux_Rear_802.11a_ch 136/Zoom Scan (7x7x12)/Cube 0: Measurement grid: dx=4mm, dy=4mm, dz=2mm

Reference Value = 5.31 V/m; Power Drift = 0.112 dB

Peak SAR (extrapolated) = 0.361 W/kg

SAR(1 g) = 0.108 mW/g; SAR(10 g) = 0.039 mW/g

Maximum value of SAR (measured) = 0.198 mW/g



0 dB = 0.198mW/g

WiFi 5 GHz

Frequency: 5500 MHz; Duty Cycle: 1:1; Room Ambient Temperature: 25.0°C; Liquid Temperature: 24.0°C
 Medium parameters used: $f = 5500$ MHz; $\sigma = 5.71$ mho/m; $\epsilon_r = 48.5$; $\rho = 1000$ kg/m³ Medium parameters used: $f = 5500$ MHz;
 $\sigma = 5.73$ mho/m; $\epsilon_r = 48.4$; $\rho = 1000$ kg/m³;

DASY4 Configuration:

- Area Scan setting - Find Secondary Maximum Within: 2.0 dB and with a peak SAR value greater than 0.0012W/kg
- Electronics: DAE3 Sn500; Calibrated: 6/13/2012
- Probe: EX3DV4 - SN3749; ConvF(3.72, 3.72, 3.72); Calibrated: 1/27/2012
- Sensor-Surface: 2.5mm (Mechanical Surface Detection)Sensor-Surface: 2mm (Mechanical Surface Detection)Sensor-Surface: 2.5mm (Mechanical Surface Detection (Locations From Previous Scan Used))
- Phantom: Flat Phantom ELI4.0; Type: QDOVA001BB; Serial: SN:1017

Main + Aux_Rear @ Main_802.11n HT20_ch 100/Area Scan (8x10x1): Measurement grid:

dx=10mm, dy=10mm

Maximum value of SAR (measured) = 0.017 mW/g

Main + Aux_Rear @ Main_802.11n HT20_ch 100/Zoom Scan (7x7x12)/Cube 0: Measurement

grid: dx=4mm, dy=4mm, dz=2mm

Reference Value = 1.46 V/m; Power Drift = -0.094 dB

Peak SAR (extrapolated) = 0.085 W/kg

SAR(1 g) = 0.013 mW/g; SAR(10 g) = 0.00612 mW/g

Maximum value of SAR (measured) = 0.024 mW/g

Main + Aux_Rear @ Aux_802.11n HT20_ch 100/Area Scan (8x8x1): Measurement grid: dx=10mm,

dy=10mm

Maximum value of SAR (measured) = 0.165 mW/g

Main + Aux_Rear @ Aux_802.11n HT20_ch 100/Zoom Scan (7x7x12)/Cube 0: Measurement

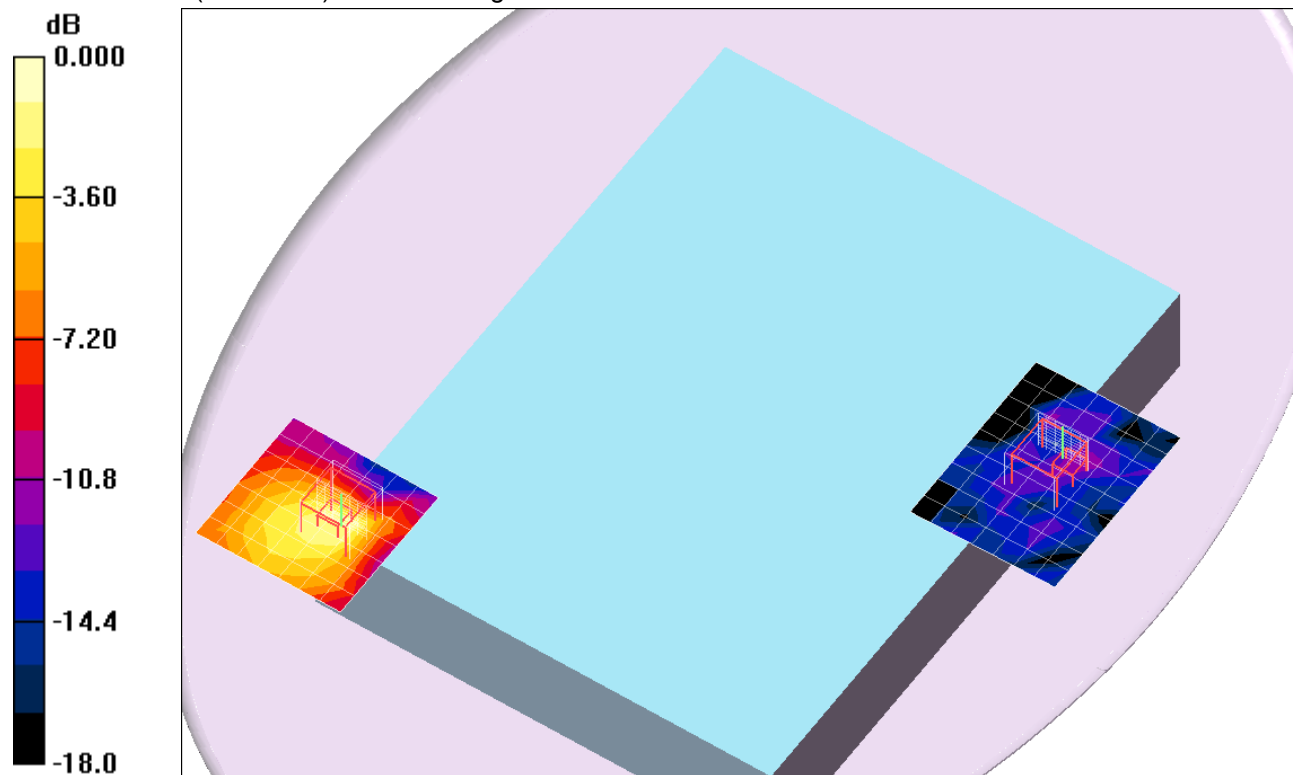
grid: dx=4mm, dy=4mm, dz=2mm

Reference Value = 5.89 V/m; Power Drift = -0.102 dB

Peak SAR (extrapolated) = 0.419 W/kg

SAR(1 g) = 0.126 mW/g; SAR(10 g) = 0.048 mW/g

Maximum value of SAR (measured) = 0.231 mW/g



0 dB = 0.231mW/g

WiFi 5 GHz

Frequency: 5580 MHz; Duty Cycle: 1:1; Room Ambient Temperature: 25.0°C; Liquid Temperature: 24.0°C
 Medium parameters used: $f = 5580 \text{ MHz}$; $\sigma = 5.84 \text{ mho/m}$; $\epsilon_r = 48.3$; $\rho = 1000 \text{ kg/m}^3$ Medium parameters used: $f = 5580 \text{ MHz}$;
 $\sigma = 5.85 \text{ mho/m}$; $\epsilon_r = 48.2$; $\rho = 1000 \text{ kg/m}^3$;

DASY4 Configuration:

- Area Scan setting - Find Secondary Maximum Within: 2.0 dB and with a peak SAR value greater than 0.0012W/kg
- Electronics: DAE3 Sn500; Calibrated: 6/13/2012
- Probe: EX3DV4 - SN3749; ConvF(3.57, 3.57, 3.57); Calibrated: 1/27/2012
- Sensor-Surface: 2.5mm (Mechanical Surface Detection (Locations From Previous Scan Used))Sensor-Surface: 2mm (Mechanical Surface Detection)
- Phantom: Flat Phantom ELI4.0; Type: QDOVA001BB; Serial: SN:1017

Main + Aux_Rear @ Main_802.11n HT20_ch 116/Area Scan (8x10x1): Measurement grid:

$dx=10\text{mm}$, $dy=10\text{mm}$

Maximum value of SAR (measured) = 0.021 mW/g

Main + Aux_Rear @ Main_802.11n HT20_ch 116/Zoom Scan (7x7x12)/Cube 0: Measurement

grid: $dx=4\text{mm}$, $dy=4\text{mm}$, $dz=2\text{mm}$

Reference Value = 1.11 V/m; Power Drift = 0.05 dB

Peak SAR (extrapolated) = 0.035 W/kg

SAR(1 g) = 0.00661 mW/g; SAR(10 g) = 0.00379 mW/g

Maximum value of SAR (measured) = 0.020 mW/g

Main + Aux_Rear @ Aux_802.11n HT20_ch 116/Area Scan (8x8x1): Measurement grid: $dx=10\text{mm}$,

$dy=10\text{mm}$

Maximum value of SAR (measured) = 0.174 mW/g

Main + Aux_Rear @ Aux_802.11n HT20_ch 116/Zoom Scan (7x7x12)/Cube 0: Measurement

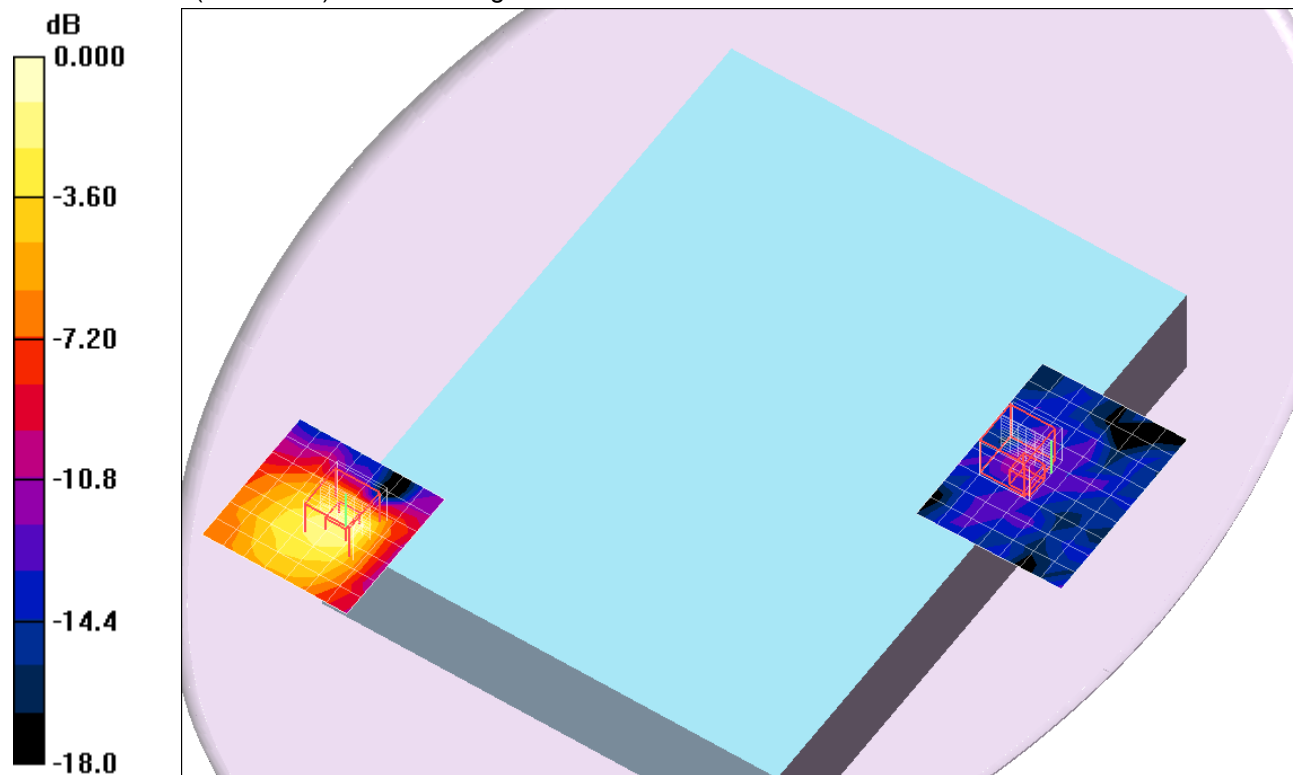
grid: $dx=4\text{mm}$, $dy=4\text{mm}$, $dz=2\text{mm}$

Reference Value = 6.04 V/m; Power Drift = -0.084 dB

Peak SAR (extrapolated) = 0.432 W/kg

SAR(1 g) = 0.131 mW/g; SAR(10 g) = 0.050 mW/g

Maximum value of SAR (measured) = 0.239 mW/g



0 dB = 0.239mW/g

WiFi 5 GHz

Frequency: 5700 MHz; Duty Cycle: 1:1; Room Ambient Temperature: 25.0°C; Liquid Temperature: 24.0°C
 Medium parameters used: $f = 5700 \text{ MHz}$; $\sigma = 6 \text{ mho/m}$; $\epsilon_r = 48$; $\rho = 1000 \text{ kg/m}^3$;

DASY4 Configuration:

- Area Scan setting - Find Secondary Maximum Within: 2.0 dB and with a peak SAR value greater than 0.0012W/kg
- Electronics: DAE3 Sn500; Calibrated: 6/13/2012
- Probe: EX3DV4 - SN3749; ConvF(3.57, 3.57, 3.57); Calibrated: 1/27/2012
- Sensor-Surface: 2.5mm (Mechanical Surface Detection (Locations From Previous Scan Used))Sensor-Surface: 2mm (Mechanical Surface Detection)
- Phantom: Flat Phantom ELI4.0; Type: QDOVA001BB; Serial: SN:1017

Main + Aux_Rear @ Main_802.11n HT20_ch 140/Area Scan (8x10x1): Measurement grid: dx=10mm, dy=10mm

Maximum value of SAR (measured) = 0.025 mW/g

Main + Aux_Rear @ Main_802.11n HT20_ch 140/Zoom Scan (7x7x12)/Cube 0: Measurement grid: dx=4mm, dy=4mm, dz=2mm

Reference Value = 1.39 V/m; Power Drift = 0.025 dB

Peak SAR (extrapolated) = 0.043 W/kg

SAR(1 g) = 0.00352 mW/g; SAR(10 g) = 0.000845 mW/g

Maximum value of SAR (measured) = 0.022 mW/g

Main + Aux_Rear @ Aux_802.11n HT20_ch 140/Area Scan (8x8x1): Measurement grid: dx=10mm, dy=10mm

Maximum value of SAR (measured) = 0.166 mW/g

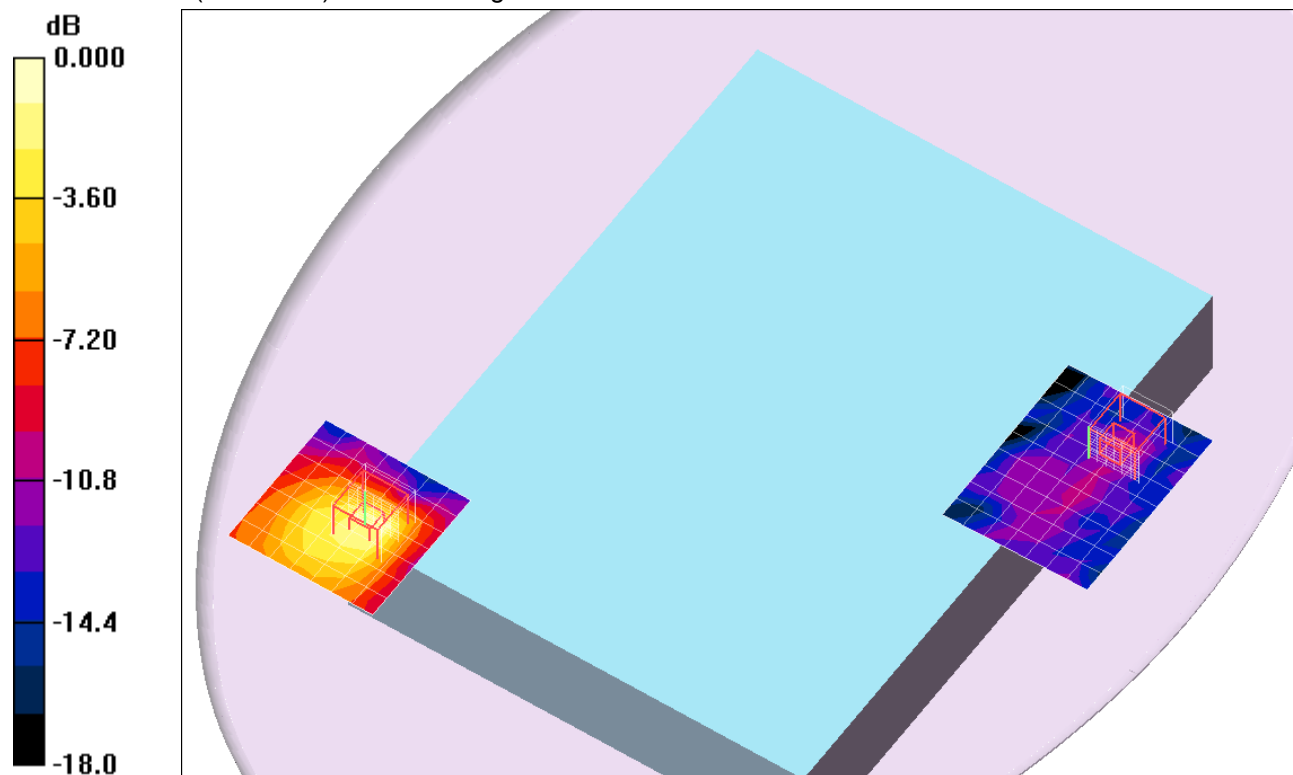
Main + Aux_Rear @ Aux_802.11n HT20_ch 140/Zoom Scan (7x7x12)/Cube 0: Measurement grid: dx=4mm, dy=4mm, dz=2mm

Reference Value = 5.76 V/m; Power Drift = 0.063 dB

Peak SAR (extrapolated) = 0.454 W/kg

SAR(1 g) = 0.129 mW/g; SAR(10 g) = 0.050 mW/g

Maximum value of SAR (measured) = 0.234 mW/g



0 dB = 0.234mW/g

WiFi 5 GHz

Frequency: 5500 MHz; Duty Cycle: 1:1; Room Ambient Temperature: 25.0°C; Liquid Temperature: 24.0°C
 Medium parameters used: $f = 5500$ MHz; $\sigma = 5.62$ mho/m; $\epsilon_r = 47.8$; $\rho = 1000$ kg/m³;

DASY4 Configuration:

- Area Scan setting - Find Secondary Maximum Within: 2.0 dB and with a peak SAR value greater than 0.0012W/kg
- Electronics: DAE3 Sn500; Calibrated: 6/13/2012
- Probe: EX3DV4 - SN3749; ConvF(3.72, 3.72, 3.72); Calibrated: 1/27/2012
- Sensor-Surface: 2.5mm (Mechanical Surface Detection (Locations From Previous Scan Used))Sensor-Surface: 2mm (Mechanical Surface Detection)
- Phantom: Flat Phantom ELI4.0; Type: QDOVA001BB; Serial: SN:1017

Main_Edge 1_802.11a_ch 100/Area Scan (8x31x1): Measurement grid: dx=10mm, dy=10mm
 Maximum value of SAR (measured) = 2.06 mW/g

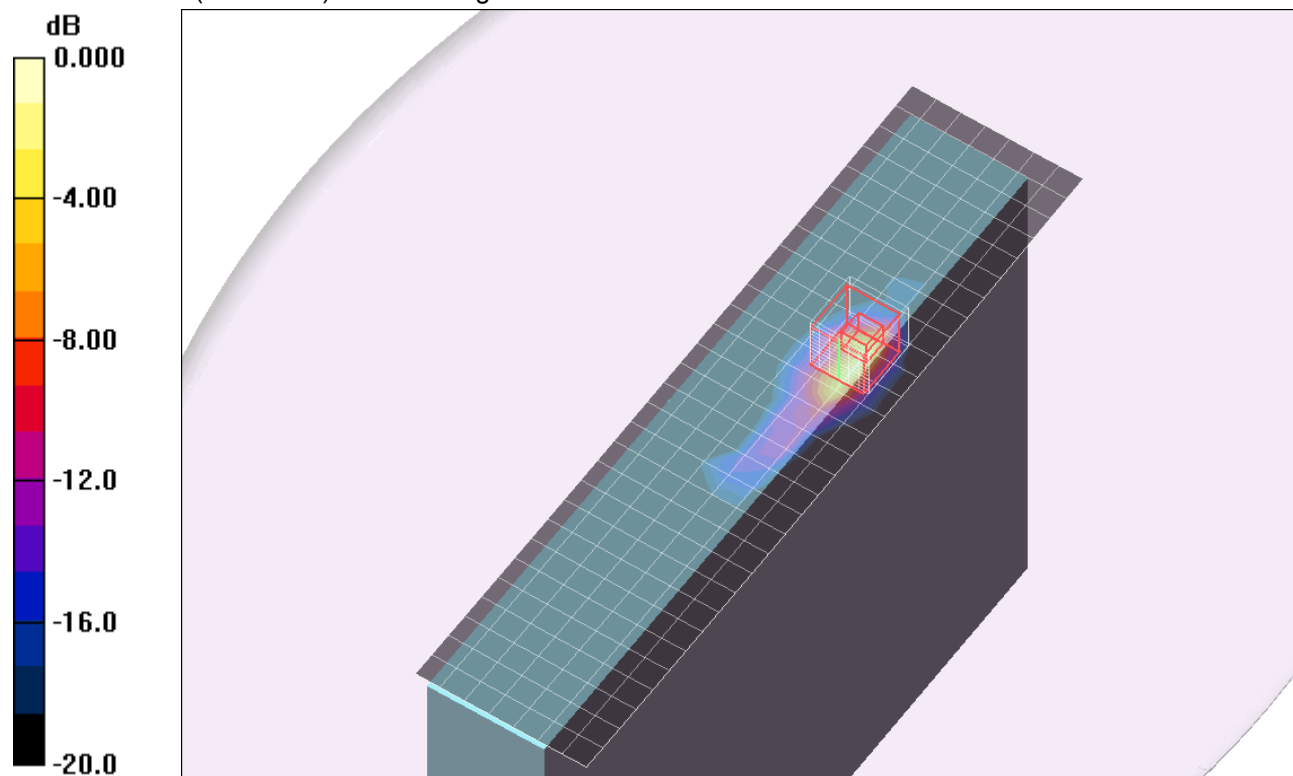
Main_Edge 1_802.11a_ch 100/Zoom Scan (7x7x12)/Cube 0: Measurement grid: dx=4mm, dy=4mm, dz=2mm

Reference Value = 17.0 V/m; Power Drift = 0.03 dB

Peak SAR (extrapolated) = 9.92 W/kg

SAR(1 g) = 1.3 mW/g; SAR(10 g) = 0.346 mW/g

Maximum value of SAR (measured) = 3.22 mW/g

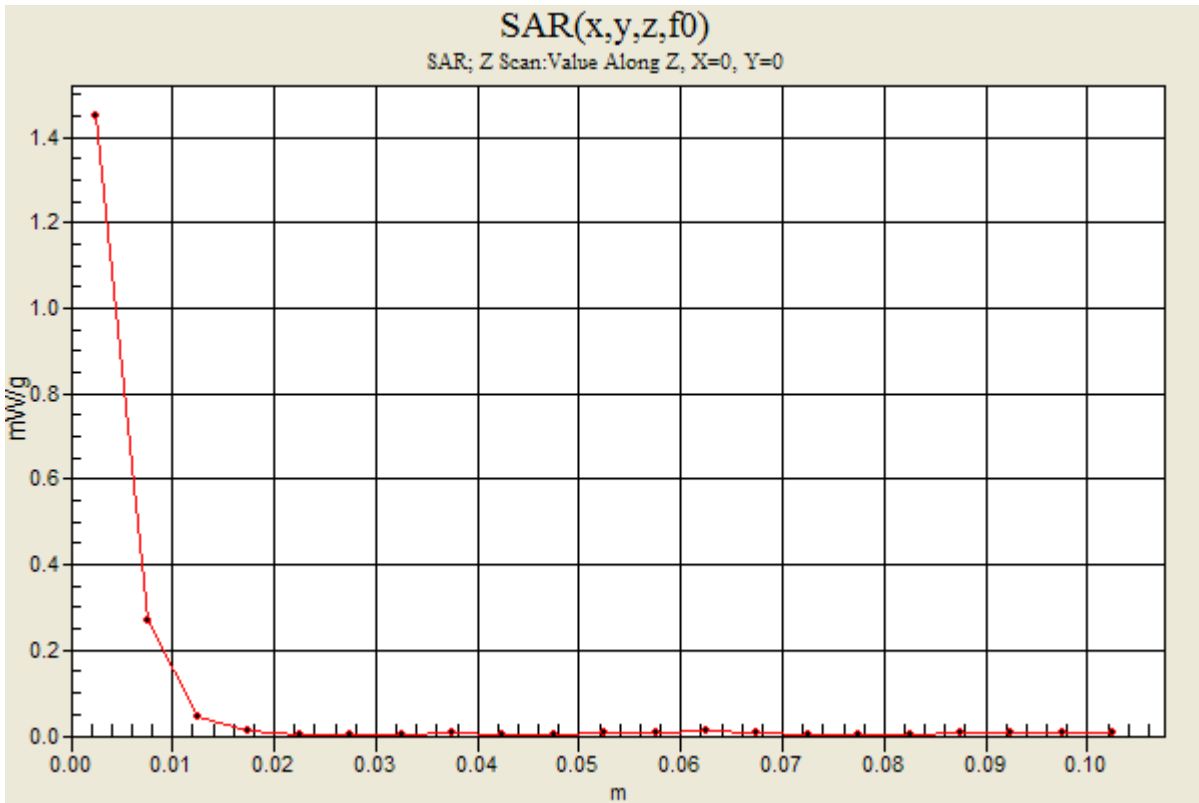


0 dB = 3.22mW/g

WiFi 5 GHz

Frequency: 5500 MHz; Duty Cycle: 1:1

Main_Edge 1_802.11a_ch 100/Z Scan (1x1x21): Measurement grid: dx=20mm, dy=20mm, dz=5mm
Maximum value of SAR (measured) = 1.45 mW/g



WiFi 5 GHz

Frequency: 5580 MHz; Duty Cycle: 1:1; Room Ambient Temperature: 25.0°C; Liquid Temperature: 24.0°C
 Medium parameters used: $f = 5580$ MHz; $\sigma = 5.8$ mho/m; $\epsilon_r = 47.8$; $\rho = 1000$ kg/m³;

DASY4 Configuration:

- Area Scan setting - Find Secondary Maximum Within: 2.0 dB and with a peak SAR value greater than 0.0012W/kg
- Electronics: DAE3 Sn500; Calibrated: 6/13/2012
- Probe: EX3DV4 - SN3749; ConvF(3.57, 3.57, 3.57); Calibrated: 1/27/2012
- Sensor-Surface: 2.5mm (Mechanical Surface Detection (Locations From Previous Scan Used))Sensor-Surface: 2mm (Mechanical Surface Detection)
- Phantom: Flat Phantom ELI4.0; Type: QDOVA001BB; Serial: SN:1017

Main_Edge 1_802.11a_ch 116/Area Scan (8x31x1): Measurement grid: dx=10mm, dy=10mm

Maximum value of SAR (measured) = 1.86 mW/g

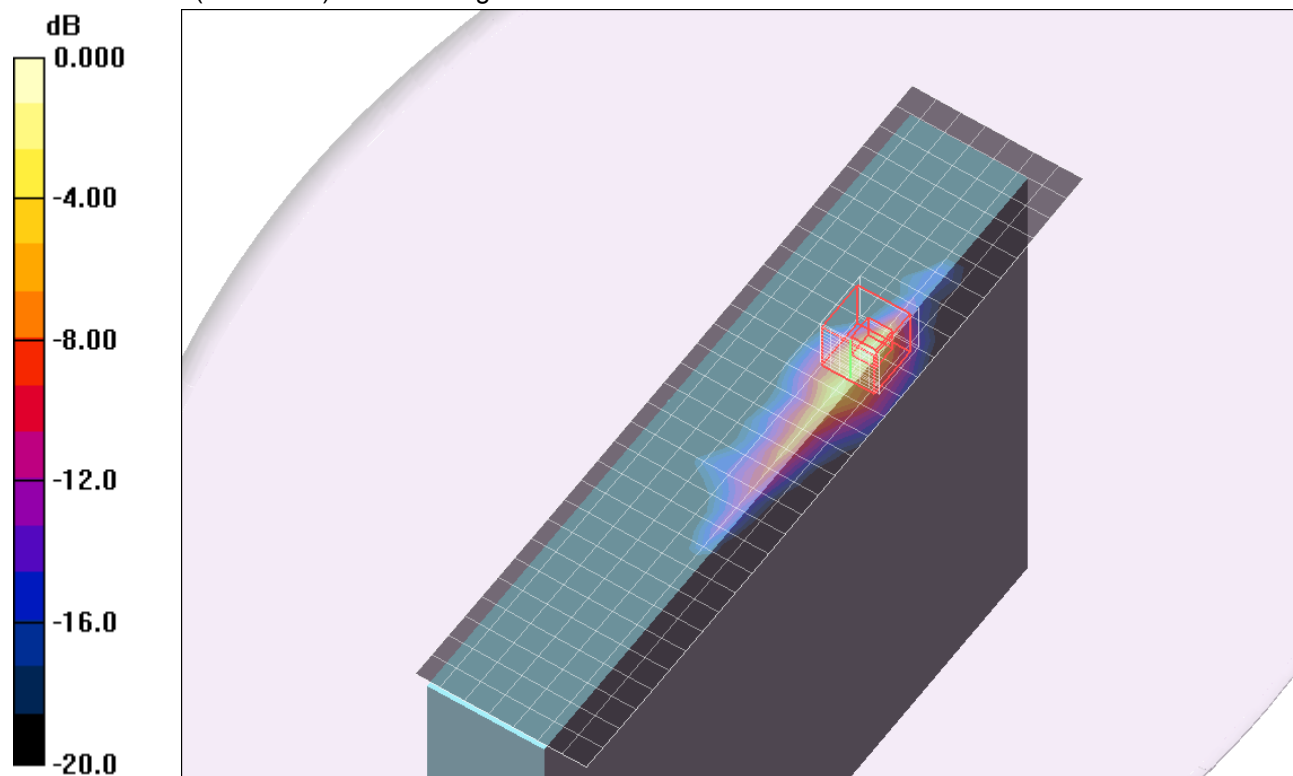
Main_Edge 1_802.11a_ch 116/Zoom Scan (7x7x12)/Cube 0: Measurement grid: dx=4mm, dy=4mm, dz=2mm

Reference Value = 19.8 V/m; Power Drift = -0.019 dB

Peak SAR (extrapolated) = 6.63 W/kg

SAR(1 g) = 1.05 mW/g; SAR(10 g) = 0.273 mW/g

Maximum value of SAR (measured) = 2.49 mW/g



WiFi 5 GHz

Frequency: 5620 MHz; Duty Cycle: 1:1; Room Ambient Temperature: 25.0°C; Liquid Temperature: 24.0°C
 Medium parameters used: $f = 5620$ MHz; $\sigma = 5.77$ mho/m; $\epsilon_r = 47.5$; $\rho = 1000$ kg/m³;

DASY4 Configuration:

- Area Scan setting - Find Secondary Maximum Within: 2.0 dB and with a peak SAR value greater than 0.0012W/kg
- Electronics: DAE3 Sn500; Calibrated: 6/13/2012
- Probe: EX3DV4 - SN3749; ConvF(3.57, 3.57, 3.57); Calibrated: 1/27/2012
- Sensor-Surface: 2.5mm (Mechanical Surface Detection (Locations From Previous Scan Used))Sensor-Surface: 2mm (Mechanical Surface Detection)
- Phantom: Flat Phantom ELI4.0; Type: QDOVA001BB; Serial: SN:1017

Main_Edge 1_802.11a_ch 124/Area Scan (8x31x1): Measurement grid: dx=10mm, dy=10mm
 Maximum value of SAR (measured) = 1.89 mW/g

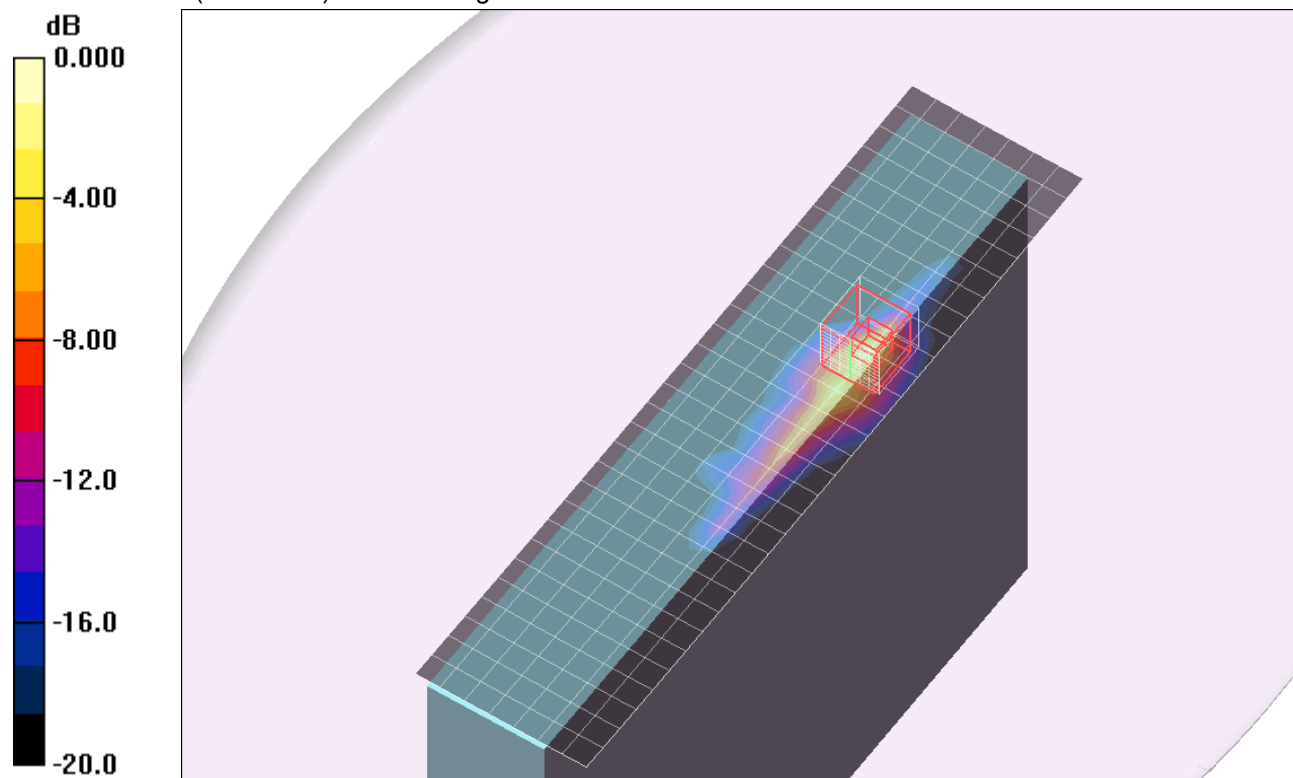
Main_Edge 1_802.11a_ch 124/Zoom Scan (7x7x12)/Cube 0: Measurement grid: dx=4mm, dy=4mm, dz=2mm

Reference Value = 20.5 V/m; Power Drift = 0.020 dB

Peak SAR (extrapolated) = 8.08 W/kg

SAR(1 g) = 1.08 mW/g; SAR(10 g) = 0.278 mW/g

Maximum value of SAR (measured) = 2.56 mW/g



0 dB = 2.56mW/g

WiFi 5 GHz

Frequency: 5680 MHz; Duty Cycle: 1:1; Room Ambient Temperature: 25.0°C; Liquid Temperature: 24.0°C
 Medium parameters used: $f = 5680$ MHz; $\sigma = 5.92$ mho/m; $\epsilon_r = 47.6$; $\rho = 1000$ kg/m³;

DASY4 Configuration:

- Area Scan setting - Find Secondary Maximum Within: 2.0 dB and with a peak SAR value greater than 0.0012W/kg
- Electronics: DAE3 Sn500; Calibrated: 6/13/2012
- Probe: EX3DV4 - SN3749; ConvF(3.57, 3.57, 3.57); Calibrated: 1/27/2012
- Sensor-Surface: 2.5mm (Mechanical Surface Detection (Locations From Previous Scan Used))Sensor-Surface: 2mm (Mechanical Surface Detection)
- Phantom: Flat Phantom ELI4.0; Type: QDOVA001BB; Serial: SN:1017

Main_Edge 1_802.11a_ch 136/Area Scan (8x31x1): Measurement grid: dx=10mm, dy=10mm
 Maximum value of SAR (measured) = 1.87 mW/g

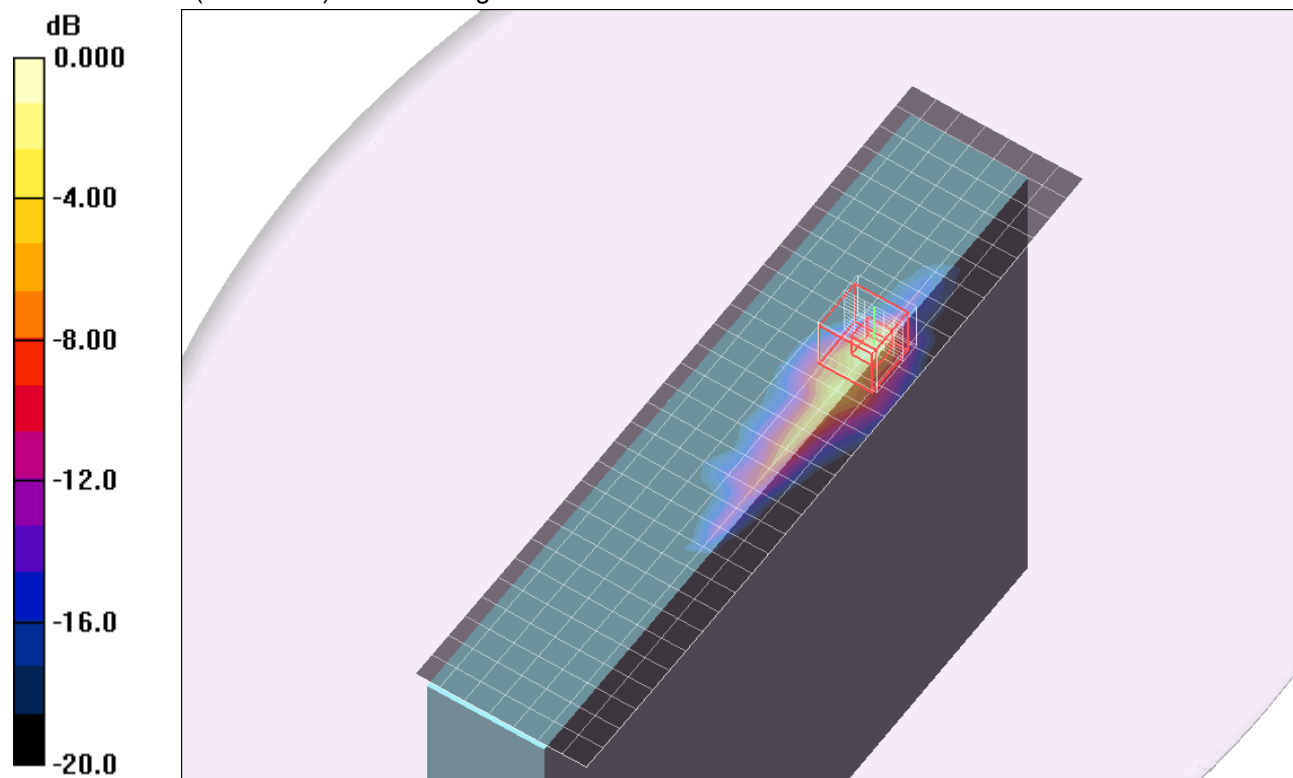
Main_Edge 1_802.11a_ch 136/Zoom Scan (7x7x12)/Cube 0: Measurement grid: dx=4mm, dy=4mm, dz=2mm

Reference Value = 20.0 V/m; Power Drift = 0.014 dB

Peak SAR (extrapolated) = 7.19 W/kg

SAR(1 g) = 1.08 mW/g; SAR(10 g) = 0.273 mW/g

Maximum value of SAR (measured) = 2.49 mW/g



0 dB = 2.49mW/g

WiFi 5 GHz

Frequency: 5500 MHz; Duty Cycle: 1:1; Room Ambient Temperature: 25.0°C; Liquid Temperature: 24.0°C
 Medium parameters used: $f = 5500 \text{ MHz}$; $\sigma = 5.77 \text{ mho/m}$; $\epsilon_r = 49.2$; $\rho = 1000 \text{ kg/m}^3$;

DASY4 Configuration:

- Area Scan setting - Find Secondary Maximum Within: 2.0 dB and with a peak SAR value greater than 0.0012W/kg
- Electronics: DAE3 Sn500; Calibrated: 6/13/2012
- Probe: EX3DV4 - SN3749; ConvF(3.72, 3.72, 3.72); Calibrated: 1/27/2012
- Sensor-Surface: 2.5mm (Mechanical Surface Detection (Locations From Previous Scan Used))Sensor-Surface: 2mm (Mechanical Surface Detection)
- Phantom: Flat Phantom ELI4.0; Type: QDOVA001BB; Serial: SN:1017

Main_Edge 2_802.11a_ch 100/Area Scan (10x11x1): Measurement grid: dx=10mm, dy=10mm
 Maximum value of SAR (measured) = 0.044 mW/g


Main_Edge 2_802.11a_ch 100/Zoom Scan (7x7x12)/Cube 0: Measurement grid: dx=4mm, dy=4mm, dz=2mm

Reference Value = 2.25 V/m; Power Drift = 0.12 dB

Peak SAR (extrapolated) = 0.405 W/kg

SAR(1 g) = 0.028 mW/g; SAR(10 g) = 0.0086 mW/g

Maximum value of SAR (measured) = 0.042 mW/g



0 dB = 0.042mW/g

WiFi 5 GHz

Frequency: 5580 MHz; Duty Cycle: 1:1; Room Ambient Temperature: 25.0°C; Liquid Temperature: 24.0°C
 Medium parameters used: $f = 5580$ MHz; $\sigma = 5.89$ mho/m; $\epsilon_r = 49.1$; $\rho = 1000$ kg/m³;

DASY4 Configuration:

- Area Scan setting - Find Secondary Maximum Within: 2.0 dB and with a peak SAR value greater than 0.0012W/kg
- Electronics: DAE3 Sn500; Calibrated: 6/13/2012
- Probe: EX3DV4 - SN3749; ConvF(3.57, 3.57, 3.57); Calibrated: 1/27/2012
- Sensor-Surface: 2.5mm (Mechanical Surface Detection (Locations From Previous Scan Used))Sensor-Surface: 2mm (Mechanical Surface Detection)
- Phantom: Flat Phantom ELI4.0; Type: QDOVA001BB; Serial: SN:1017

Main_Edge 2_802.11a_ch 116/Area Scan (10x11x1): Measurement grid: dx=10mm, dy=10mm
 Maximum value of SAR (measured) = 0.043 mW/g

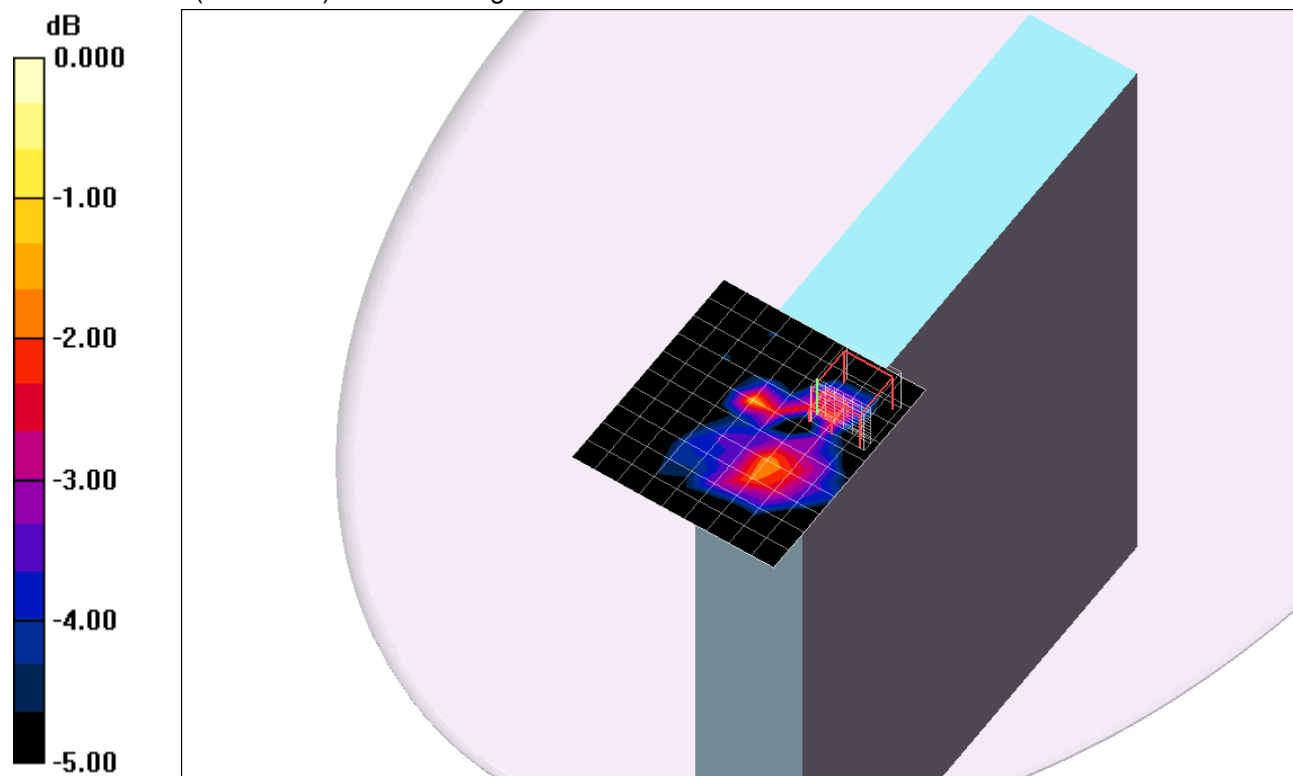
Main_Edge 2_802.11a_ch 116/Zoom Scan (7x7x12)/Cube 0: Measurement grid: dx=4mm, dy=4mm, dz=2mm

Reference Value = 2.90 V/m; Power Drift = 0.167 dB

Peak SAR (extrapolated) = 0.091 W/kg

SAR(1 g) = 0.022 mW/g; SAR(10 g) = 0.00569 mW/g

Maximum value of SAR (measured) = 0.060 mW/g



0 dB = 0.060mW/g

WiFi 5 GHz

Frequency: 5620 MHz; Duty Cycle: 1:1; Room Ambient Temperature: 25.0°C; Liquid Temperature: 24.0°C
 Medium parameters used: $f = 5620$ MHz; $\sigma = 5.92$ mho/m; $\epsilon_r = 49$; $\rho = 1000$ kg/m³ ;

DASY4 Configuration:

- Area Scan setting - Find Secondary Maximum Within: 2.0 dB and with a peak SAR value greater than 0.0012W/kg
- Electronics: DAE3 Sn500; Calibrated: 6/13/2012
- Probe: EX3DV4 - SN3749; ConvF(3.57, 3.57, 3.57); Calibrated: 1/27/2012
- Sensor-Surface: 2.5mm (Mechanical Surface Detection (Locations From Previous Scan Used))Sensor-Surface: 2mm (Mechanical Surface Detection)
- Phantom: Flat Phantom ELI4.0; Type: QDOVA001BB; Serial: SN:1017

Main_Edge 2_802.11a_ch 124/Area Scan (10x11x1): Measurement grid: dx=10mm, dy=10mm
 Maximum value of SAR (measured) = 0.045 mW/g


Main_Edge 2_802.11a_ch 124/Zoom Scan (7x7x12)/Cube 0: Measurement grid: dx=4mm, dy=4mm, dz=2mm

Reference Value = 2.96 V/m; Power Drift = -0.118 dB

Peak SAR (extrapolated) = 0.121 W/kg

SAR(1 g) = 0.034 mW/g; SAR(10 g) = 0.012 mW/g

Maximum value of SAR (measured) = 0.064 mW/g



0 dB = 0.064mW/g

WiFi 5 GHz

Frequency: 5680 MHz; Duty Cycle: 1:1; Room Ambient Temperature: 25.0°C; Liquid Temperature: 24.0°C
 Medium parameters used: $f = 5680 \text{ MHz}$; $\sigma = 6.03 \text{ mho/m}$; $\epsilon_r = 48.9$; $\rho = 1000 \text{ kg/m}^3$;

DASY4 Configuration:

- Area Scan setting - Find Secondary Maximum Within: 2.0 dB and with a peak SAR value greater than 0.0012W/kg
- Electronics: DAE3 Sn500; Calibrated: 6/13/2012
- Probe: EX3DV4 - SN3749; ConvF(3.57, 3.57, 3.57); Calibrated: 1/27/2012
- Sensor-Surface: 2.5mm (Mechanical Surface Detection (Locations From Previous Scan Used))Sensor-Surface: 2mm (Mechanical Surface Detection)
- Phantom: Flat Phantom ELI4.0; Type: QDOVA001BB; Serial: SN:1017

Main_Edge 2_802.11a_ch 136/Area Scan (10x11x1): Measurement grid: dx=10mm, dy=10mm
 Maximum value of SAR (measured) = 0.045 mW/g

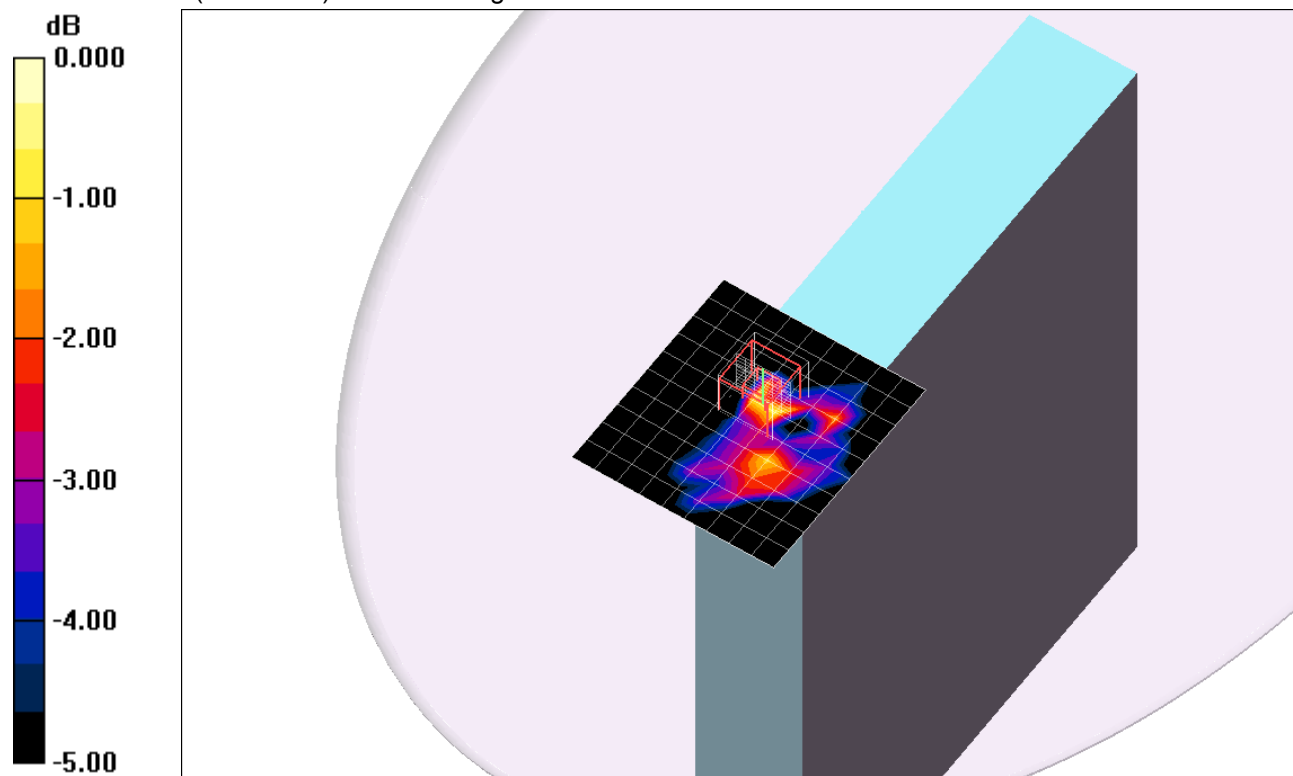
Main_Edge 2_802.11a_ch 136/Zoom Scan (7x7x12)/Cube 0: Measurement grid: dx=4mm, dy=4mm, dz=2mm

Reference Value = 2.36 V/m; Power Drift = 0.13 dB

Peak SAR (extrapolated) = 0.154 W/kg

SAR(1 g) = 0.025 mW/g; SAR(10 g) = 0.011 mW/g

Maximum value of SAR (measured) = 0.053 mW/g



0 dB = 0.053mW/g

WiFi 5 GHz

Frequency: 5500 MHz; Duty Cycle: 1:1; Room Ambient Temperature: 25.0°C; Liquid Temperature: 24.0°C
 Medium parameters used: $f = 5500 \text{ MHz}$; $\sigma = 5.62 \text{ mho/m}$; $\epsilon_r = 48.3$; $\rho = 1000 \text{ kg/m}^3$;

DASY4 Configuration:

- Area Scan setting - Find Secondary Maximum Within: 2.0 dB and with a peak SAR value greater than 0.0012W/kg
- Electronics: DAE3 Sn500; Calibrated: 6/13/2012
- Probe: EX3DV4 - SN3749; ConvF(3.72, 3.72, 3.72); Calibrated: 1/27/2012
- Sensor-Surface: 2.5mm (Mechanical Surface Detection)Sensor-Surface: 2mm (Mechanical Surface Detection)
- Phantom: Flat Phantom ELI4.0; Type: QDOVA001BB; Serial: SN:1017

Aux_Edge 3_802.11a_ch 100/Area Scan (10x10x1): Measurement grid: dx=10mm, dy=10mm

Maximum value of SAR (measured) = 1.80 mW/g

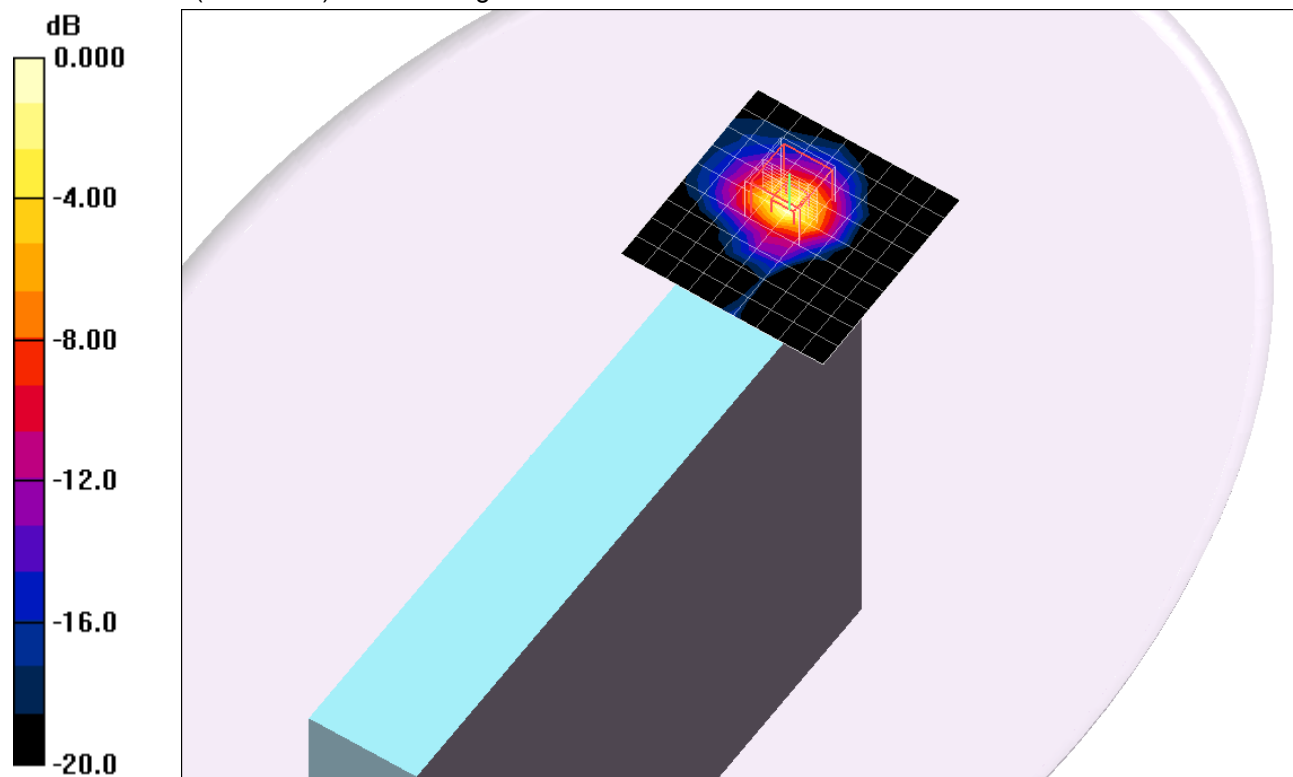
Aux_Edge 3_802.11a_ch 100/Zoom Scan (7x7x12)/Cube 0: Measurement grid: dx=4mm, dy=4mm, dz=2mm

Reference Value = 19.3 V/m; Power Drift = -0.092 dB

Peak SAR (extrapolated) = 4.99 W/kg

SAR(1 g) = 1.05 mW/g; SAR(10 g) = 0.303 mW/g

Maximum value of SAR (measured) = 2.14 mW/g



0 dB = 2.14mW/g

WiFi 5 GHz

Frequency: 5580 MHz; Duty Cycle: 1:1; Room Ambient Temperature: 25.0°C; Liquid Temperature: 24.0°C
 Medium parameters used: $f = 5580$ MHz; $\sigma = 5.73$ mho/m; $\epsilon_r = 48.2$; $\rho = 1000$ kg/m³;

DASY4 Configuration:

- Area Scan setting - Find Secondary Maximum Within: 2.0 dB and with a peak SAR value greater than 0.0012W/kg
- Electronics: DAE3 Sn500; Calibrated: 6/13/2012
- Probe: EX3DV4 - SN3749; ConvF(3.57, 3.57, 3.57); Calibrated: 1/27/2012
- Sensor-Surface: 2.5mm (Mechanical Surface Detection (Locations From Previous Scan Used))Sensor-Surface: 2mm (Mechanical Surface Detection)
- Phantom: Flat Phantom ELI4.0; Type: QDOVA001BB; Serial: SN:1017

Aux_Edge 3_802.11a_ch 116/Area Scan (10x10x1): Measurement grid: dx=10mm, dy=10mm
 Maximum value of SAR (measured) = 1.72 mW/g

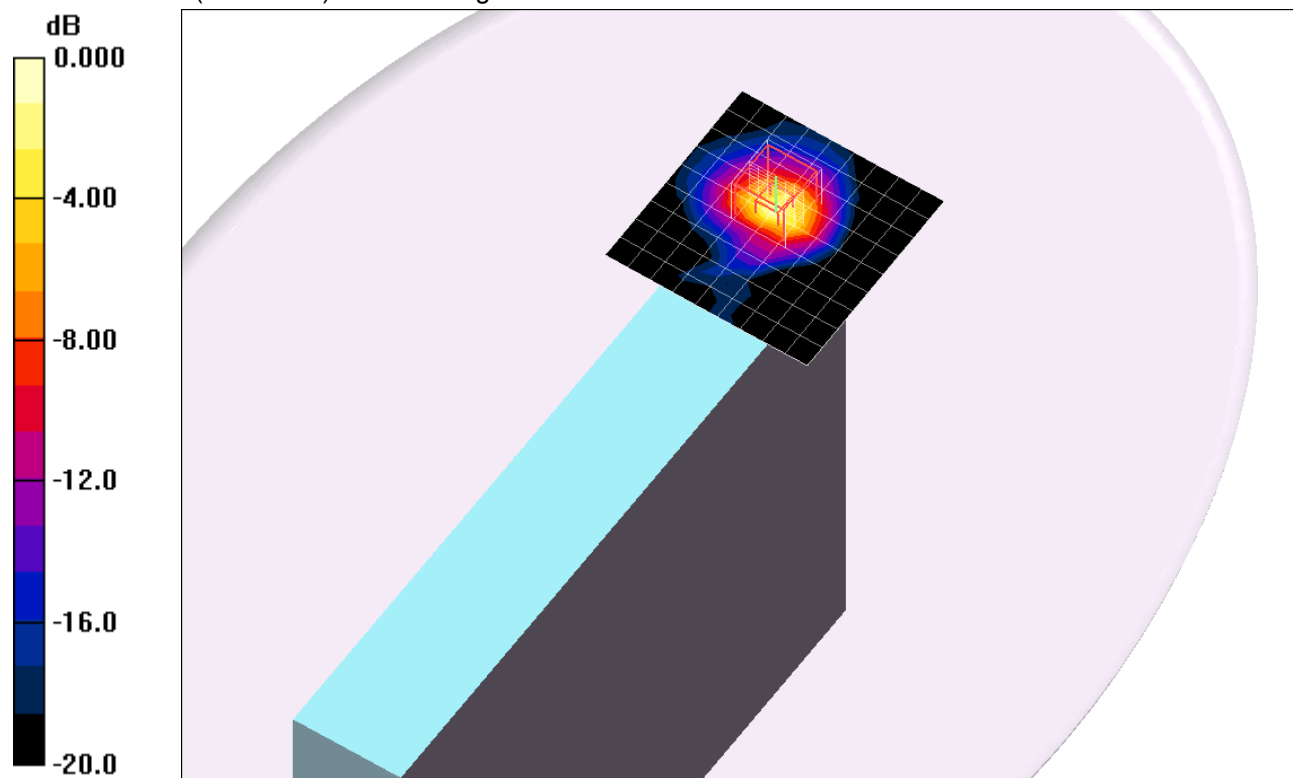
Aux_Edge 3_802.11a_ch 116/Zoom Scan (7x7x12)/Cube 0: Measurement grid: dx=4mm, dy=4mm, dz=2mm

Reference Value = 19.1 V/m; Power Drift = -0.156 dB

Peak SAR (extrapolated) = 4.73 W/kg

SAR(1 g) = 1.08 mW/g; SAR(10 g) = 0.317 mW/g

Maximum value of SAR (measured) = 2.14 mW/g

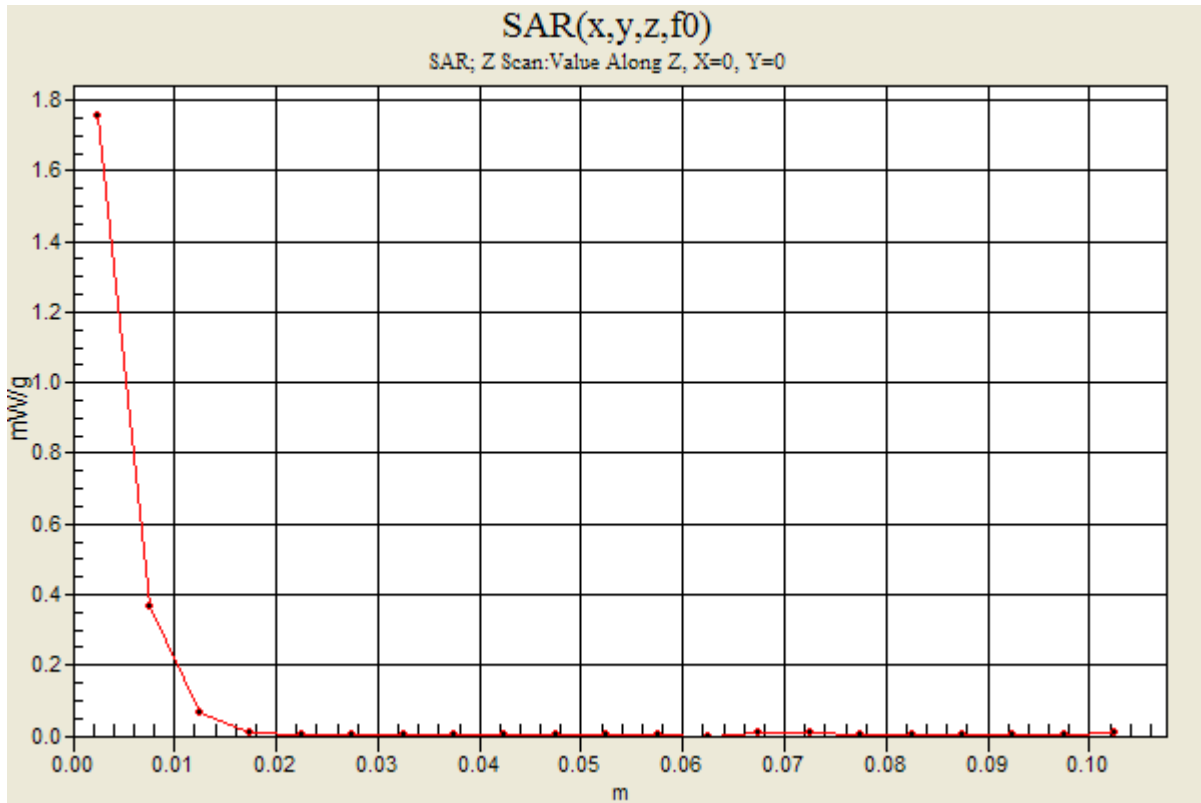


0 dB = 2.14mW/g

WiFi 5 GHz

Frequency: 5580 MHz; Duty Cycle: 1:1

Aux_Edge 3_802.11a_ch 116/Z Scan (1x1x21): Measurement grid: dx=20mm, dy=20mm, dz=5mm
Maximum value of SAR (measured) = 1.76 mW/g



WiFi 5 GHz

Frequency: 5620 MHz; Duty Cycle: 1:1; Room Ambient Temperature: 25.0°C; Liquid Temperature: 24.0°C
 Medium parameters used: $f = 5620$ MHz; $\sigma = 5.77$ mho/m; $\epsilon_r = 48.1$; $\rho = 1000$ kg/m³;

DASY4 Configuration:

- Area Scan setting - Find Secondary Maximum Within: 2.0 dB and with a peak SAR value greater than 0.0012W/kg
- Electronics: DAE3 Sn500; Calibrated: 6/13/2012
- Probe: EX3DV4 - SN3749; ConvF(3.57, 3.57, 3.57); Calibrated: 1/27/2012
- Sensor-Surface: 2.5mm (Mechanical Surface Detection (Locations From Previous Scan Used))Sensor-Surface: 2mm (Mechanical Surface Detection)
- Phantom: Flat Phantom ELI4.0; Type: QDOVA001BB; Serial: SN:1017

Aux_Edge 3_802.11a_ch 124/Area Scan (10x10x1): Measurement grid: dx=10mm, dy=10mm
 Maximum value of SAR (measured) = 1.43 mW/g

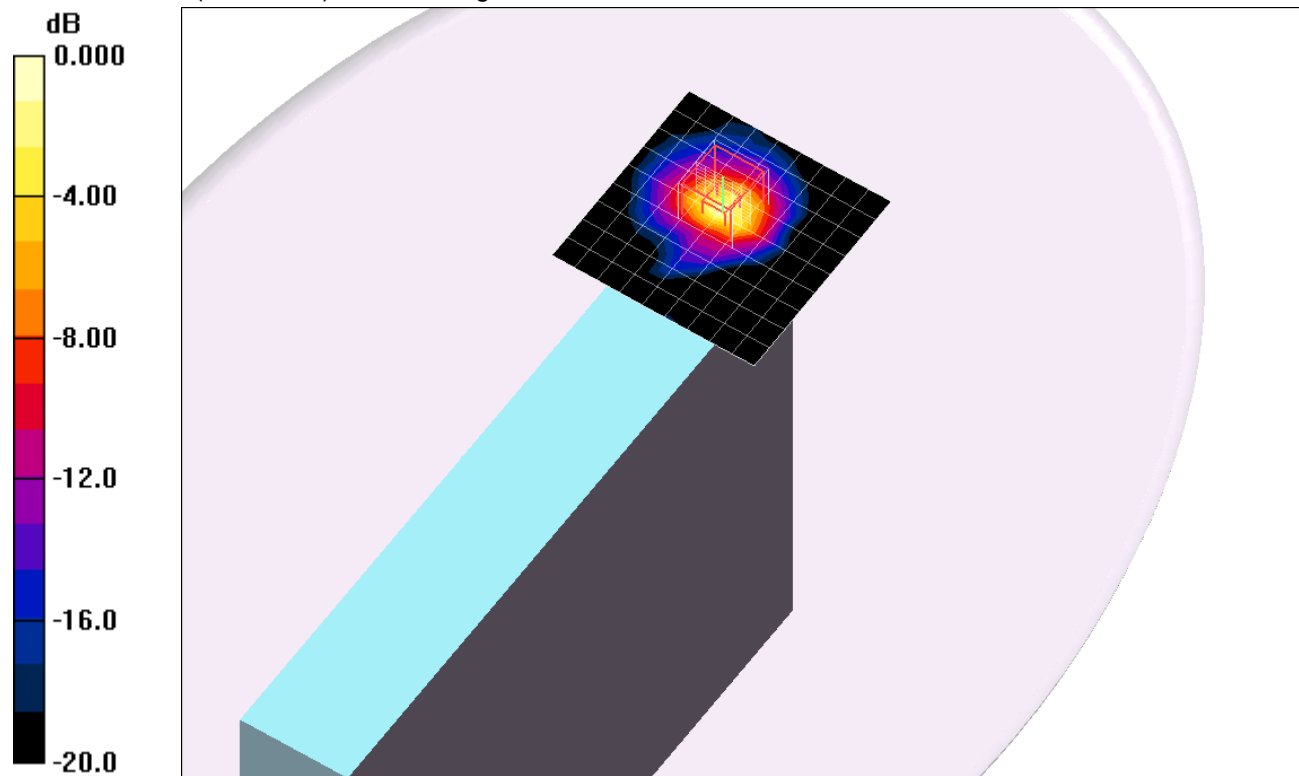
Aux_Edge 3_802.11a_ch 124/Zoom Scan (7x7x12)/Cube 0: Measurement grid: dx=4mm, dy=4mm, dz=2mm

Reference Value = 17.6 V/m; Power Drift = -0.105 dB

Peak SAR (extrapolated) = 4.23 W/kg

SAR(1 g) = 0.885 mW/g; SAR(10 g) = 0.263 mW/g

Maximum value of SAR (measured) = 1.78 mW/g



0 dB = 1.78mW/g

WiFi 5 GHz

Frequency: 5680 MHz; Duty Cycle: 1:1; Room Ambient Temperature: 25.0°C; Liquid Temperature: 24.0°C
 Medium parameters used: $f = 5680$ MHz; $\sigma = 5.87$ mho/m; $\epsilon_r = 48.1$; $\rho = 1000$ kg/m³;

DASY4 Configuration:

- Area Scan setting - Find Secondary Maximum Within: 2.0 dB and with a peak SAR value greater than 0.0012W/kg
- Electronics: DAE3 Sn500; Calibrated: 6/13/2012
- Probe: EX3DV4 - SN3749; ConvF(3.57, 3.57, 3.57); Calibrated: 1/27/2012
- Sensor-Surface: 2.5mm (Mechanical Surface Detection (Locations From Previous Scan Used))Sensor-Surface: 2mm (Mechanical Surface Detection)
- Phantom: Flat Phantom ELI4.0; Type: QDOVA001BB; Serial: SN:1017

Aux_Edge 3_802.11a_ch 136/Area Scan (10x10x1): Measurement grid: dx=10mm, dy=10mm
 Maximum value of SAR (measured) = 0.867 mW/g

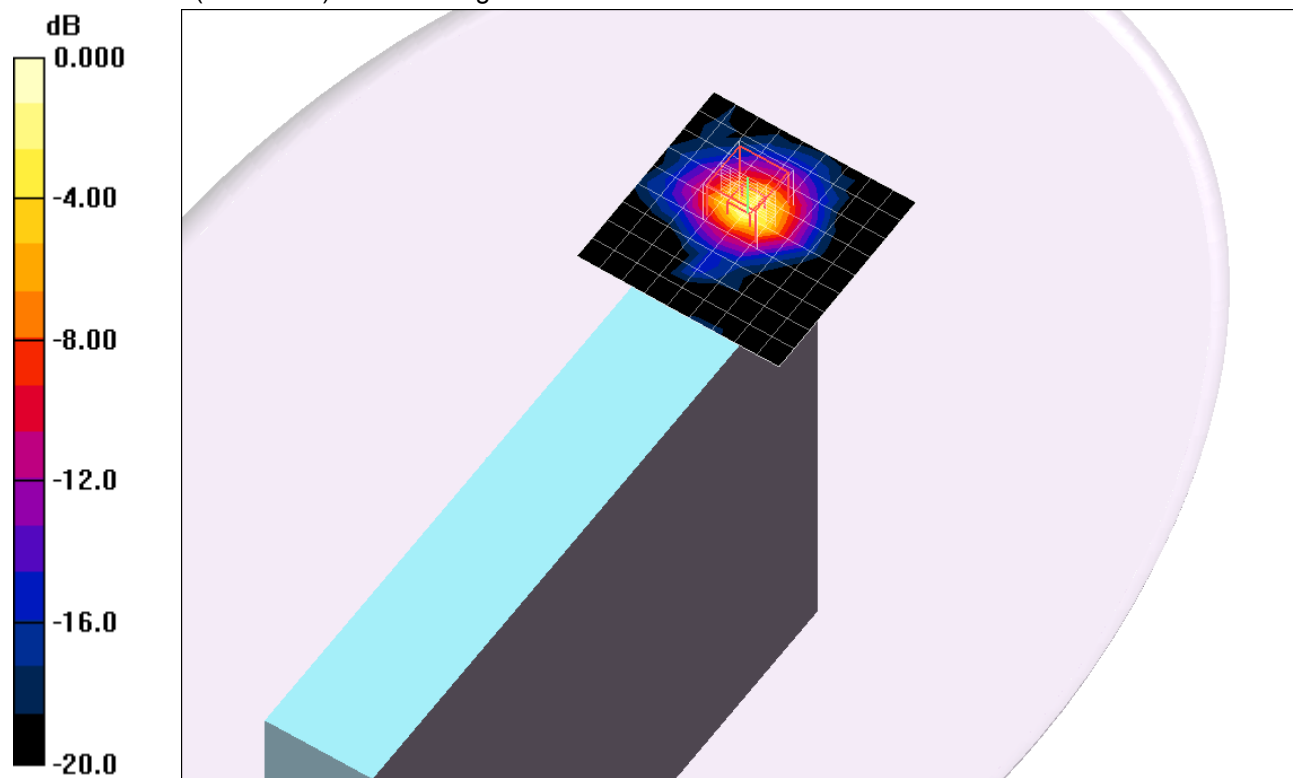
Aux_Edge 3_802.11a_ch 136/Zoom Scan (7x7x12)/Cube 0: Measurement grid: dx=4mm, dy=4mm, dz=2mm

Reference Value = 13.6 V/m; Power Drift = -0.021 dB

Peak SAR (extrapolated) = 2.70 W/kg

SAR(1 g) = 0.560 mW/g; SAR(10 g) = 0.167 mW/g

Maximum value of SAR (measured) = 1.15 mW/g



0 dB = 1.15mW/g

WiFi 5 GHz

Frequency: 5500 MHz; Duty Cycle: 1:1; Room Ambient Temperature: 25.0°C; Liquid Temperature: 24.0°C
 Medium parameters used: $f = 5500$ MHz; $\sigma = 5.62$ mho/m; $\epsilon_r = 48.3$; $\rho = 1000$ kg/m³;

DASY4 Configuration:

- Area Scan setting - Find Secondary Maximum Within: 2.0 dB and with a peak SAR value greater than 0.0012W/kg
- Electronics: DAE3 Sn500; Calibrated: 6/13/2012
- Probe: EX3DV4 - SN3749; ConvF(3.72, 3.72, 3.72); Calibrated: 1/27/2012
- Sensor-Surface: 2.5mm (Mechanical Surface Detection (Locations From Previous Scan Used))Sensor-Surface: 2mm (Mechanical Surface Detection)
- Phantom: Flat Phantom ELI4.0; Type: QDOVA001BB; Serial: SN:1017

Aux_Edge 4_802.11a_ch 100/Area Scan (10x11x1): Measurement grid: dx=10mm, dy=10mm
 Maximum value of SAR (measured) = 1.35 mW/g

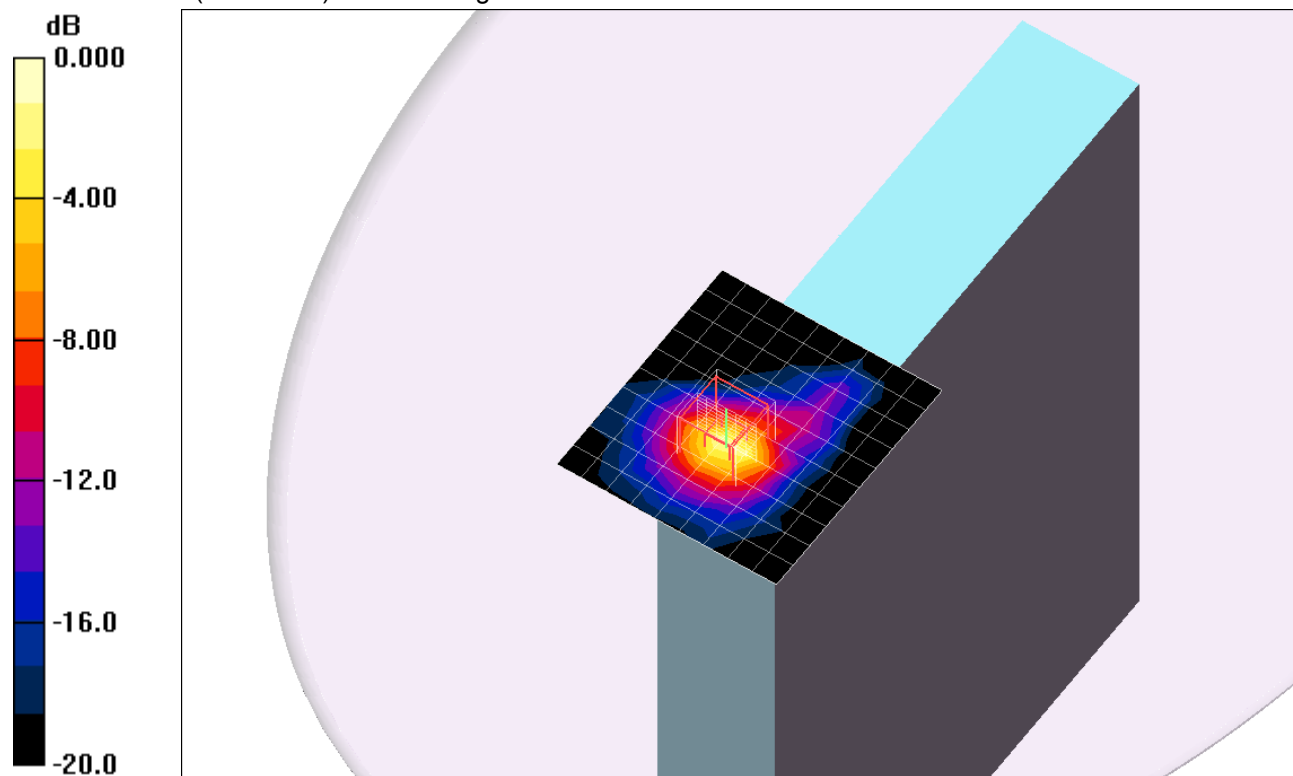
Aux_Edge 4_802.11a_ch 100/Zoom Scan (7x7x12)/Cube 0: Measurement grid: dx=4mm, dy=4mm, dz=2mm

Reference Value = 17.5 V/m; Power Drift = -0.126 dB

Peak SAR (extrapolated) = 3.79 W/kg

SAR(1 g) = 0.871 mW/g; SAR(10 g) = 0.260 mW/g

Maximum value of SAR (measured) = 1.72 mW/g



0 dB = 1.72mW/g

WiFi 5 GHz

Frequency: 5580 MHz; Duty Cycle: 1:1; Room Ambient Temperature: 25.0°C; Liquid Temperature: 24.0°C
 Medium parameters used: $f = 5580 \text{ MHz}$; $\sigma = 5.73 \text{ mho/m}$; $\epsilon_r = 48.2$; $\rho = 1000 \text{ kg/m}^3$;

DASY4 Configuration:

- Area Scan setting - Find Secondary Maximum Within: 2.0 dB and with a peak SAR value greater than 0.0012W/kg
- Electronics: DAE3 Sn500; Calibrated: 6/13/2012
- Probe: EX3DV4 - SN3749; ConvF(3.57, 3.57, 3.57); Calibrated: 1/27/2012
- Sensor-Surface: 2.5mm (Mechanical Surface Detection (Locations From Previous Scan Used))Sensor-Surface: 2mm (Mechanical Surface Detection)
- Phantom: Flat Phantom ELI4.0; Type: QDOVA001BB; Serial: SN:1017

Aux_Edge 4_802.11a_ch 116/Area Scan (10x11x1): Measurement grid: dx=10mm, dy=10mm
 Maximum value of SAR (measured) = 1.61 mW/g

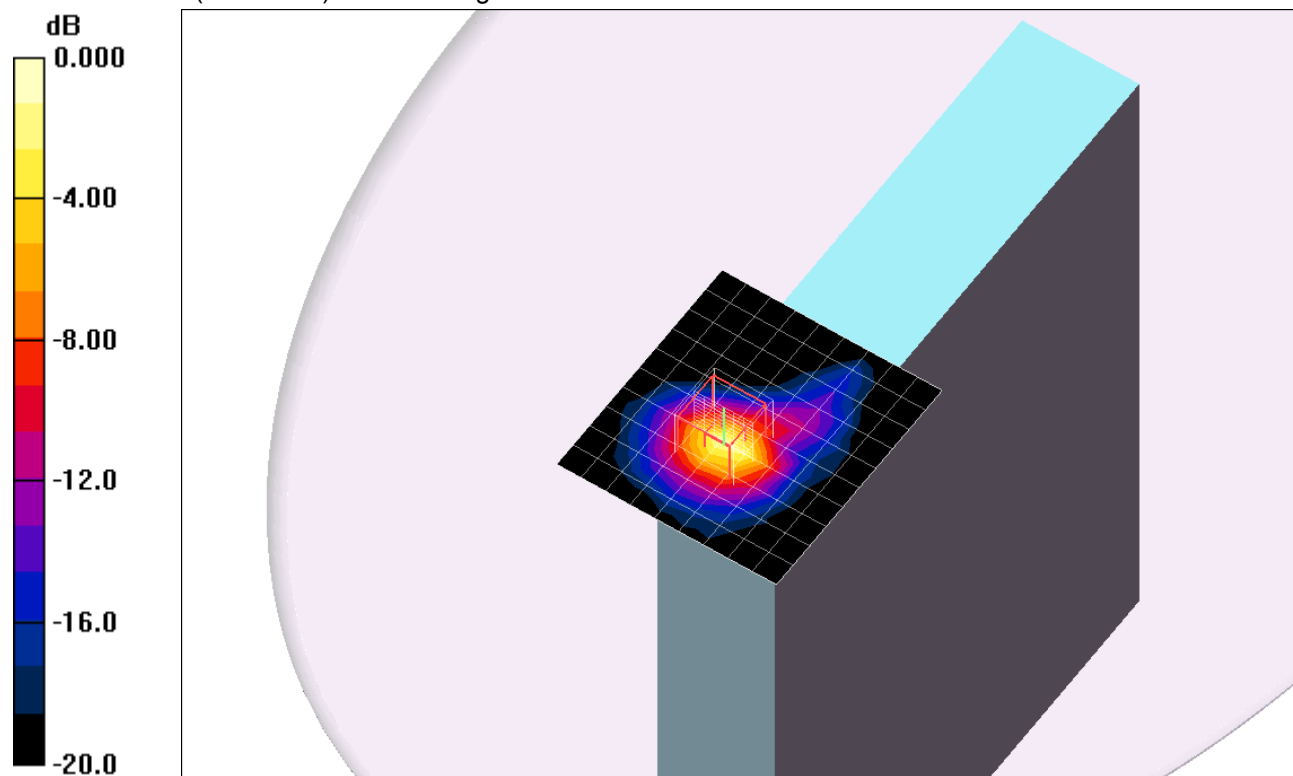
Aux_Edge 4_802.11a_ch 116/Zoom Scan (7x7x12)/Cube 0: Measurement grid: dx=4mm, dy=4mm, dz=2mm

Reference Value = 19.5 V/m; Power Drift = -0.09 dB

Peak SAR (extrapolated) = 4.53 W/kg

SAR(1 g) = 1.01 mW/g; SAR(10 g) = 0.301 mW/g

Maximum value of SAR (measured) = 2.06 mW/g



0 dB = 2.06mW/g

WiFi 5 GHz

Frequency: 5620 MHz; Duty Cycle: 1:1; Room Ambient Temperature: 25.0°C; Liquid Temperature: 24.0°C
 Medium parameters used: $f = 5620$ MHz; $\sigma = 5.77$ mho/m; $\epsilon_r = 48.1$; $\rho = 1000$ kg/m³;

DASY4 Configuration:

- Area Scan setting - Find Secondary Maximum Within: 2.0 dB and with a peak SAR value greater than 0.0012W/kg
- Electronics: DAE3 Sn500; Calibrated: 6/13/2012
- Probe: EX3DV4 - SN3749; ConvF(3.57, 3.57, 3.57); Calibrated: 1/27/2012
- Sensor-Surface: 2.5mm (Mechanical Surface Detection (Locations From Previous Scan Used))Sensor-Surface: 2mm (Mechanical Surface Detection)
- Phantom: Flat Phantom ELI4.0; Type: QDOVA001BB; Serial: SN:1017

Aux_Edge 4_802.11a_ch 124/Area Scan (10x11x1): Measurement grid: dx=10mm, dy=10mm
 Maximum value of SAR (measured) = 1.15 mW/g

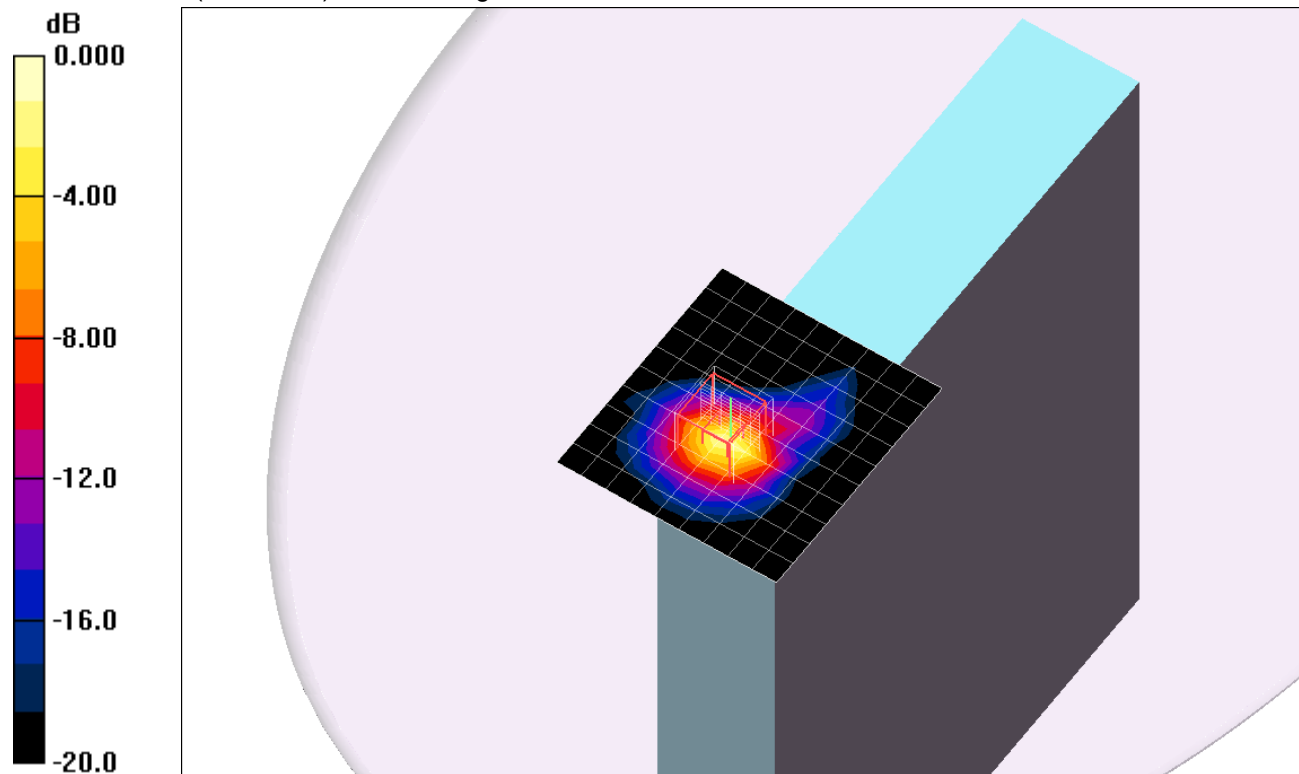
Aux_Edge 4_802.11a_ch 124/Zoom Scan (7x7x12)/Cube 0: Measurement grid: dx=4mm, dy=4mm, dz=2mm

Reference Value = 16.3 V/m; Power Drift = -0.146 dB

Peak SAR (extrapolated) = 2.99 W/kg

SAR(1 g) = 0.702 mW/g; SAR(10 g) = 0.209 mW/g

Maximum value of SAR (measured) = 1.39 mW/g



0 dB = 1.39mW/g

WiFi 5 GHz

Frequency: 5680 MHz; Duty Cycle: 1:1; Room Ambient Temperature: 25.0°C; Liquid Temperature: 24.0°C
 Medium parameters used: $f = 5680$ MHz; $\sigma = 5.87$ mho/m; $\epsilon_r = 48.1$; $\rho = 1000$ kg/m³;

DASY4 Configuration:

- Area Scan setting - Find Secondary Maximum Within: 2.0 dB and with a peak SAR value greater than 0.0012W/kg
- Electronics: DAE3 Sn500; Calibrated: 6/13/2012
- Probe: EX3DV4 - SN3749; ConvF(3.57, 3.57, 3.57); Calibrated: 1/27/2012
- Sensor-Surface: 2.5mm (Mechanical Surface Detection)Sensor-Surface: 2mm (Mechanical Surface Detection)
- Phantom: Flat Phantom ELI4.0; Type: QDOVA001BB; Serial: SN:1017

Aux_Edge 4_802.11a_ch 136/Area Scan (10x11x1): Measurement grid: dx=10mm, dy=10mm

Maximum value of SAR (measured) = 0.830 mW/g

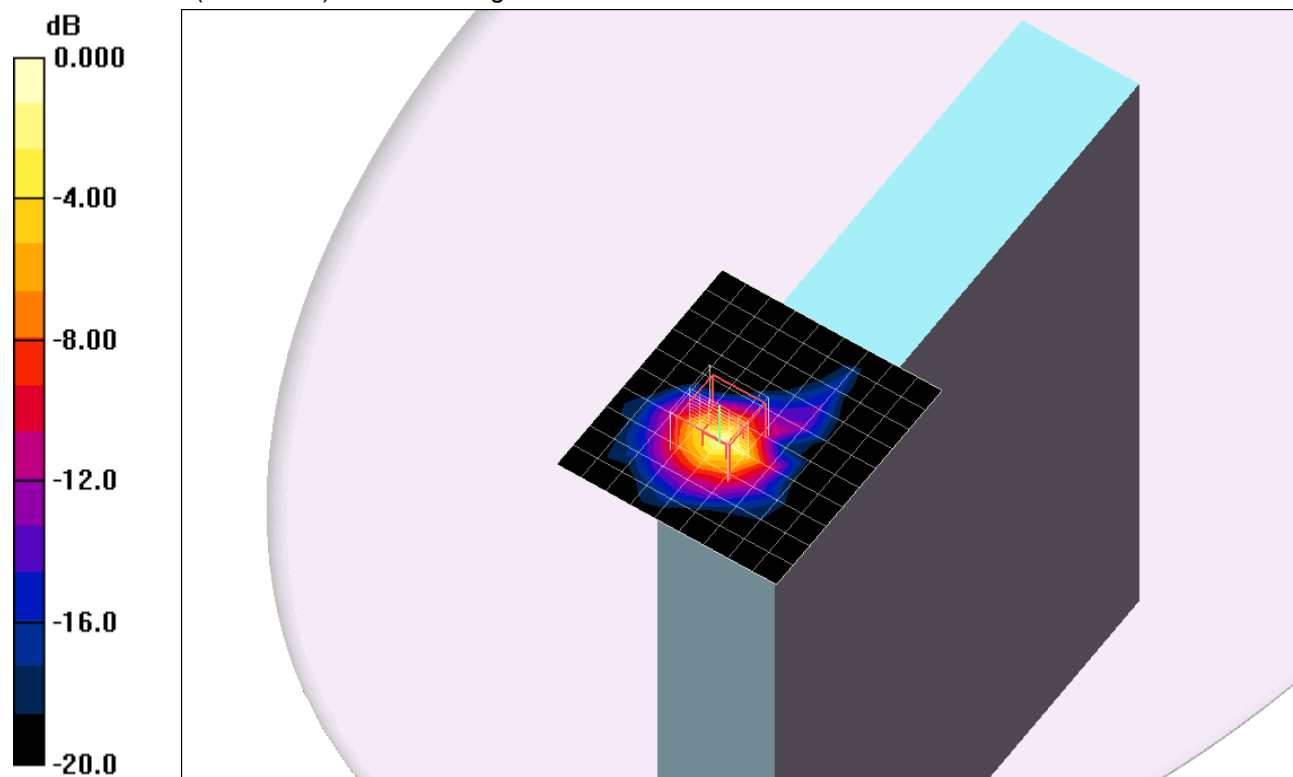
Aux_Edge 4_802.11a_ch 136/Zoom Scan (7x7x12)/Cube 0: Measurement grid: dx=4mm, dy=4mm, dz=2mm

Reference Value = 13.2 V/m; Power Drift = -0.16 dB

Peak SAR (extrapolated) = 2.25 W/kg

SAR(1 g) = 0.480 mW/g; SAR(10 g) = 0.138 mW/g

Maximum value of SAR (measured) = 0.930 mW/g



0 dB = 0.930mW/g

WiFi 5 GHz

Frequency: 5500 MHz; Duty Cycle: 1:1; Room Ambient Temperature: 25.0°C; Liquid Temperature: 24.0°C
 Medium parameters used: $f = 5500$ MHz; $\sigma = 5.63$ mho/m; $\epsilon_r = 48$; $\rho = 1000$ kg/m³ ;

DASY4 Configuration:

- Area Scan setting - Find Secondary Maximum Within: 2.0 dB and with a peak SAR value greater than 0.0012W/kg
- Electronics: DAE3 Sn500; Calibrated: 6/13/2012
- Probe: EX3DV4 - SN3749; ConvF(3.72, 3.72, 3.72); Calibrated: 1/27/2012
- Sensor-Surface: 2.5mm (Mechanical Surface Detection (Locations From Previous Scan Used))Sensor-Surface: 2mm (Mechanical Surface Detection)
- Phantom: Flat Phantom ELI4.0; Type: QDOVA001BB; Serial: SN:1017

Aux_45 deg. Vertex @ Bottom Left_802.11a_ch 100/Area Scan (10x10x1): Measurement grid:

dx=10mm, dy=10mm

Maximum value of SAR (measured) = 1.74 mW/g

Aux_45 deg. Vertex @ Bottom Left_802.11a_ch 100/Zoom Scan (7x7x12)/Cube 0:

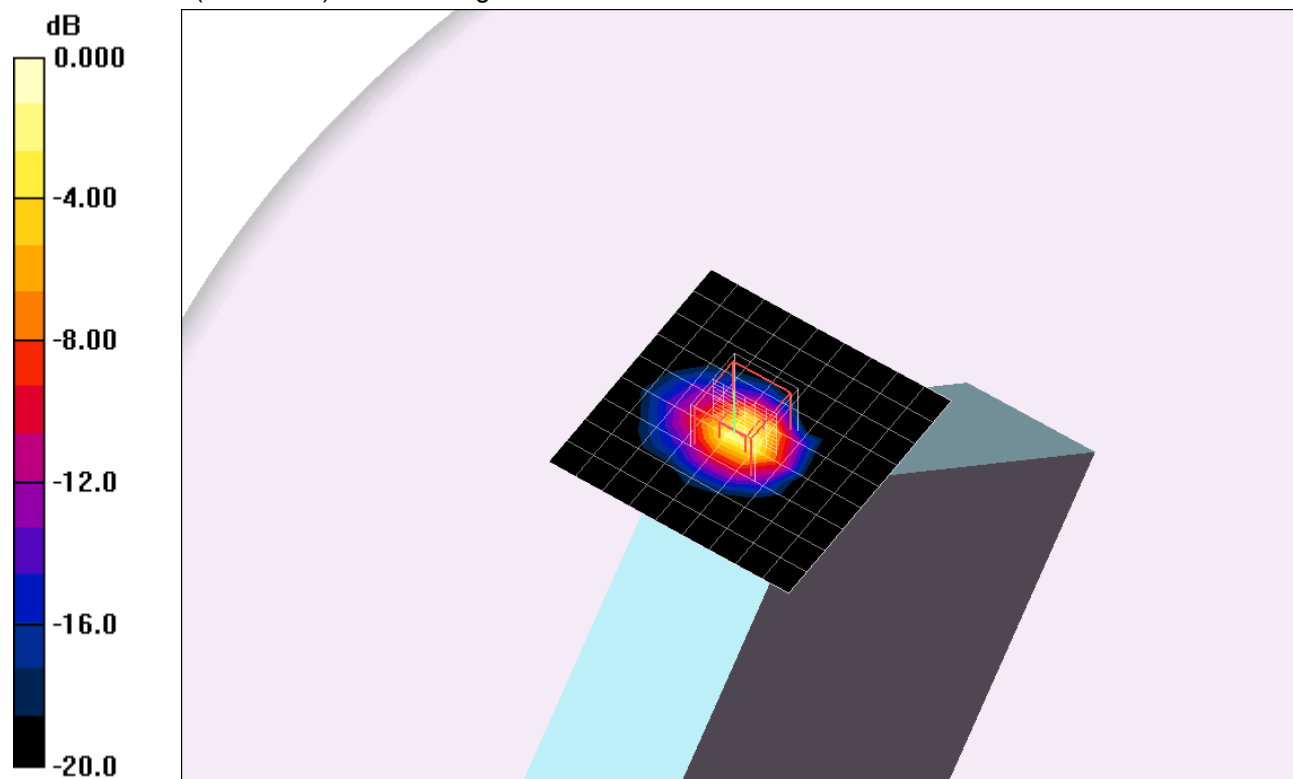
Measurement grid: dx=4mm, dy=4mm, dz=2mm

Reference Value = 20.4 V/m; Power Drift = -0.119 dB

Peak SAR (extrapolated) = 5.96 W/kg

SAR(1 g) = 1.3 mW/g; SAR(10 g) = 0.349 mW/g

Maximum value of SAR (measured) = 2.69 mW/g



0 dB = 2.69mW/g

WiFi 5 GHz

Frequency: 5580 MHz; Duty Cycle: 1:1; Room Ambient Temperature: 25.0°C; Liquid Temperature: 24.0°C
 Medium parameters used: $f = 5580 \text{ MHz}$; $\sigma = 5.74 \text{ mho/m}$; $\epsilon_r = 47.8$; $\rho = 1000 \text{ kg/m}^3$;

DASY4 Configuration:

- Area Scan setting - Find Secondary Maximum Within: 2.0 dB and with a peak SAR value greater than 0.0012W/kg
- Electronics: DAE3 Sn500; Calibrated: 6/13/2012
- Probe: EX3DV4 - SN3749; ConvF(3.57, 3.57, 3.57); Calibrated: 1/27/2012
- Sensor-Surface: 2.5mm (Mechanical Surface Detection (Locations From Previous Scan Used))Sensor-Surface: 2mm (Mechanical Surface Detection)
- Phantom: Flat Phantom ELI4.0; Type: QDOVA001BB; Serial: SN:1017

Aux_45 deg. Vertex @ Bottom Left_802.11a_ch 116/Area Scan (10x10x1): Measurement grid:

dx=10mm, dy=10mm

Maximum value of SAR (measured) = 1.89 mW/g

Aux_45 deg. Vertex @ Bottom Left_802.11a_ch 116/Zoom Scan (7x7x12)/Cube 0:

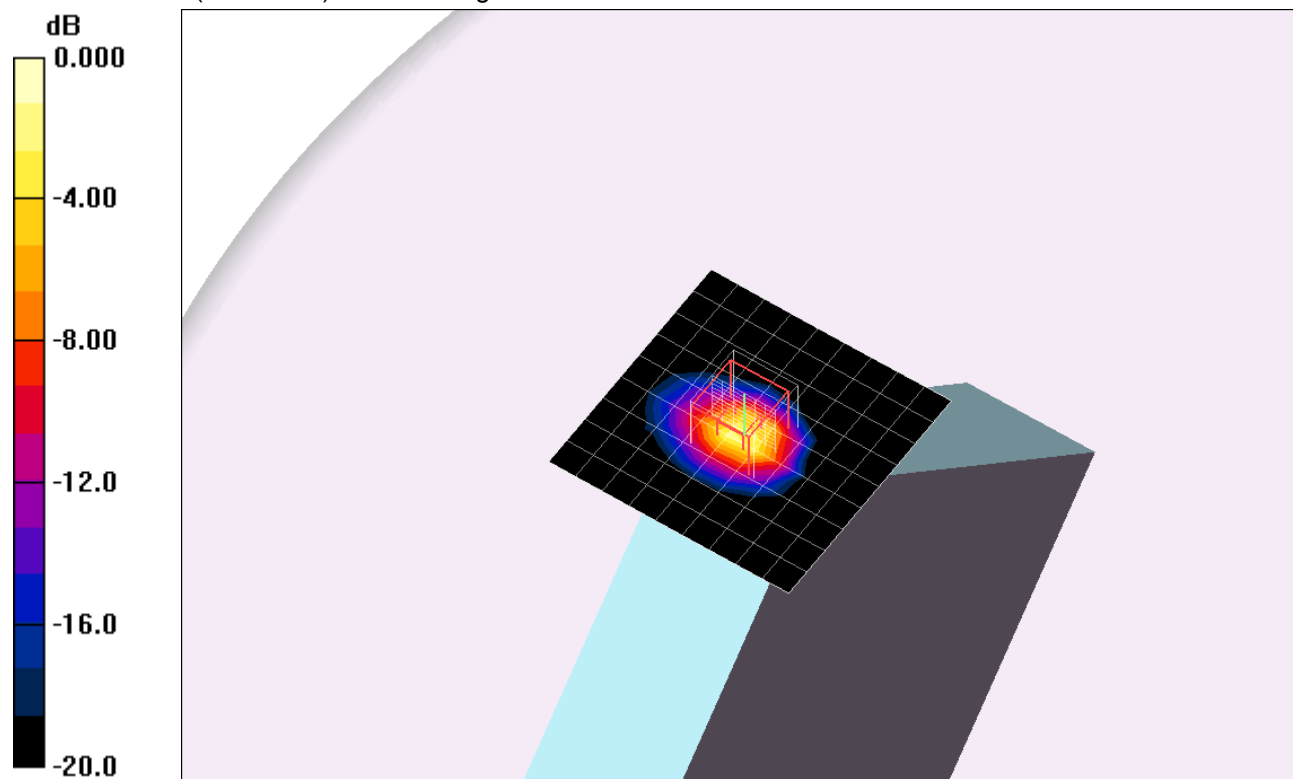
Measurement grid: dx=4mm, dy=4mm, dz=2mm

Reference Value = 21.1 V/m; Power Drift = -0.115 dB

Peak SAR (extrapolated) = 6.55 W/kg

SAR(1 g) = 1.4 mW/g; SAR(10 g) = 0.378 mW/g

Maximum value of SAR (measured) = 2.97 mW/g



0 dB = 2.97mW/g

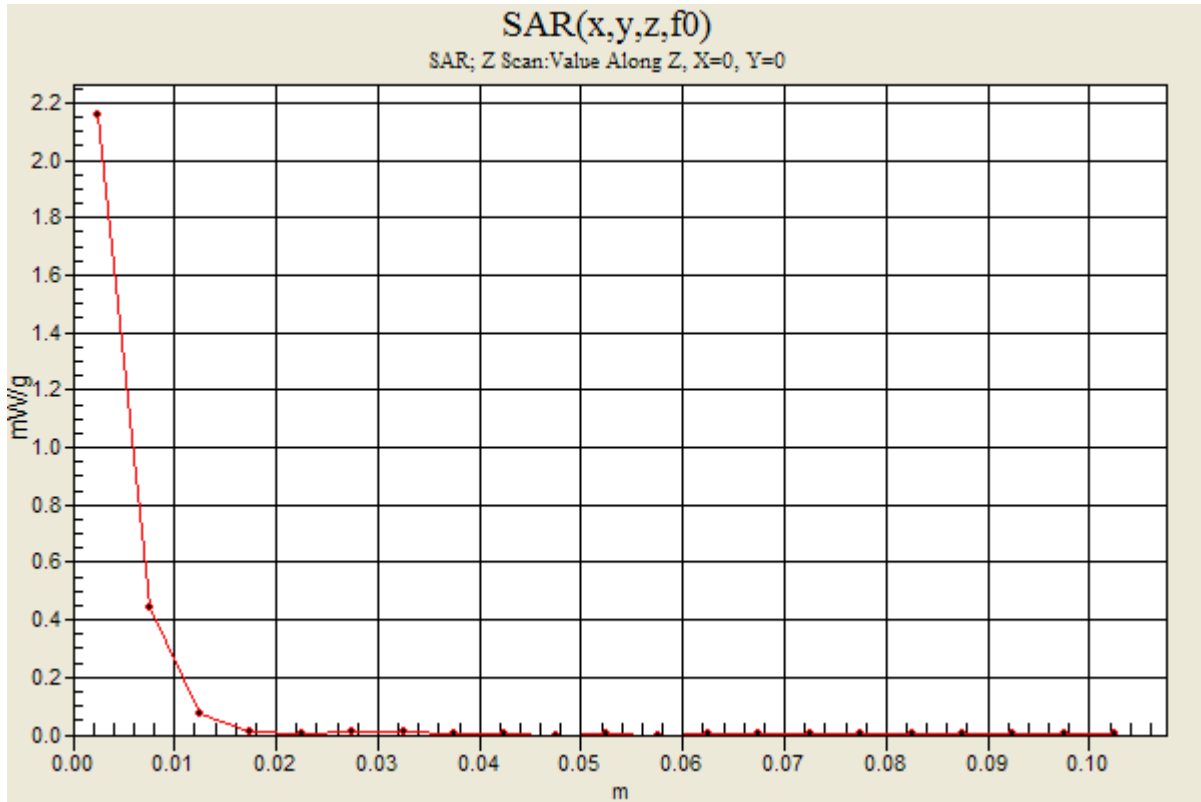
WiFi 5 GHz

Frequency: 5580 MHz; Duty Cycle: 1:1

Aux_45 deg. Vertex @ Bottom Left_802.11a_ch 116/Z Scan (1x1x21): Measurement grid:

dx=20mm, dy=20mm, dz=5mm

Maximum value of SAR (measured) = 2.16 mW/g



WiFi 5 GHz

Frequency: 5620 MHz; Duty Cycle: 1:1; Room Ambient Temperature: 25.0°C; Liquid Temperature: 24.0°C
 Medium parameters used: $f = 5620$ MHz; $\sigma = 5.81$ mho/m; $\epsilon_r = 47.8$; $\rho = 1000$ kg/m³;

DASY4 Configuration:

- Area Scan setting - Find Secondary Maximum Within: 2.0 dB and with a peak SAR value greater than 0.0012W/kg
- Electronics: DAE3 Sn500; Calibrated: 6/13/2012
- Probe: EX3DV4 - SN3749; ConvF(3.57, 3.57, 3.57); Calibrated: 1/27/2012
- Sensor-Surface: 2.5mm (Mechanical Surface Detection (Locations From Previous Scan Used))Sensor-Surface: 2mm (Mechanical Surface Detection)
- Phantom: Flat Phantom ELI4.0; Type: QDOVA001BB; Serial: SN:1017

Aux_45 deg. Vertex @ Bottom Left_802.11a_ch 124/Area Scan (10x10x1): Measurement grid:

dx=10mm, dy=10mm

Maximum value of SAR (measured) = 1.58 mW/g

Aux_45 deg. Vertex @ Bottom Left_802.11a_ch 124/Zoom Scan (7x7x12)/Cube 0:

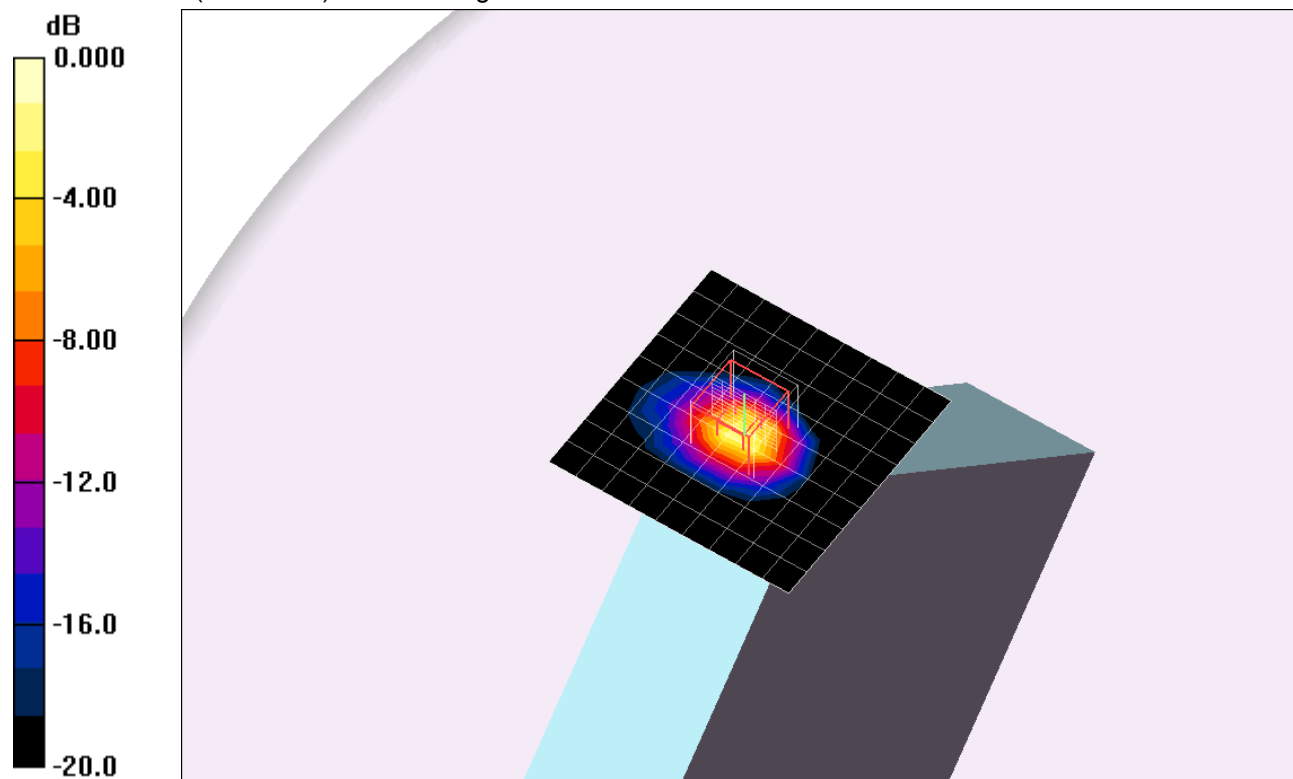
Measurement grid: dx=4mm, dy=4mm, dz=2mm

Reference Value = 19.5 V/m; Power Drift = -0.115 dB

Peak SAR (extrapolated) = 5.41 W/kg

SAR(1 g) = 1.16 mW/g; SAR(10 g) = 0.318 mW/g

Maximum value of SAR (measured) = 2.43 mW/g



0 dB = 2.43mW/g

WiFi 5 GHz

Frequency: 5680 MHz; Duty Cycle: 1:1; Room Ambient Temperature: 25.0°C; Liquid Temperature: 24.0°C
 Medium parameters used: $f = 5680$ MHz; $\sigma = 5.87$ mho/m; $\epsilon_r = 47.7$; $\rho = 1000$ kg/m³;

DASY4 Configuration:

- Area Scan setting - Find Secondary Maximum Within: 2.0 dB and with a peak SAR value greater than 0.0012W/kg
- Electronics: DAE3 Sn500; Calibrated: 6/13/2012
- Probe: EX3DV4 - SN3749; ConvF(3.57, 3.57, 3.57); Calibrated: 1/27/2012
- Sensor-Surface: 2.5mm (Mechanical Surface Detection (Locations From Previous Scan Used))Sensor-Surface: 2mm (Mechanical Surface Detection)
- Phantom: Flat Phantom ELI4.0; Type: QDOVA001BB; Serial: SN:1017

Aux_45 deg. Vertex @ Bottom Left_802.11a_ch 136/Area Scan (10x10x1): Measurement grid:

dx=10mm, dy=10mm

Maximum value of SAR (measured) = 1.10 mW/g

Aux_45 deg. Vertex @ Bottom Left_802.11a_ch 136/Zoom Scan (7x7x12)/Cube 0:

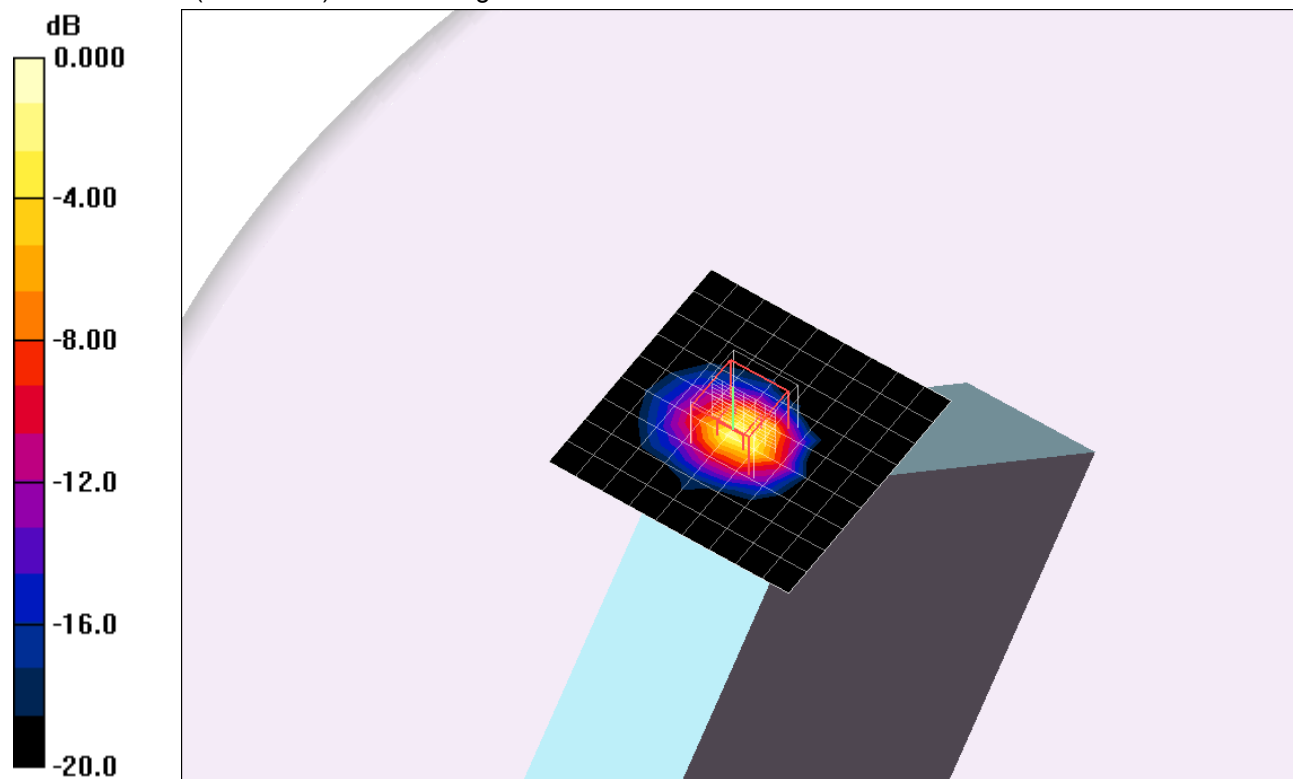
Measurement grid: dx=4mm, dy=4mm, dz=2mm

Reference Value = 15.7 V/m; Power Drift = -0.114 dB

Peak SAR (extrapolated) = 3.94 W/kg

SAR(1 g) = 0.819 mW/g; SAR(10 g) = 0.219 mW/g

Maximum value of SAR (measured) = 1.73 mW/g



0 dB = 1.73mW/g

WiFi 5 GHz

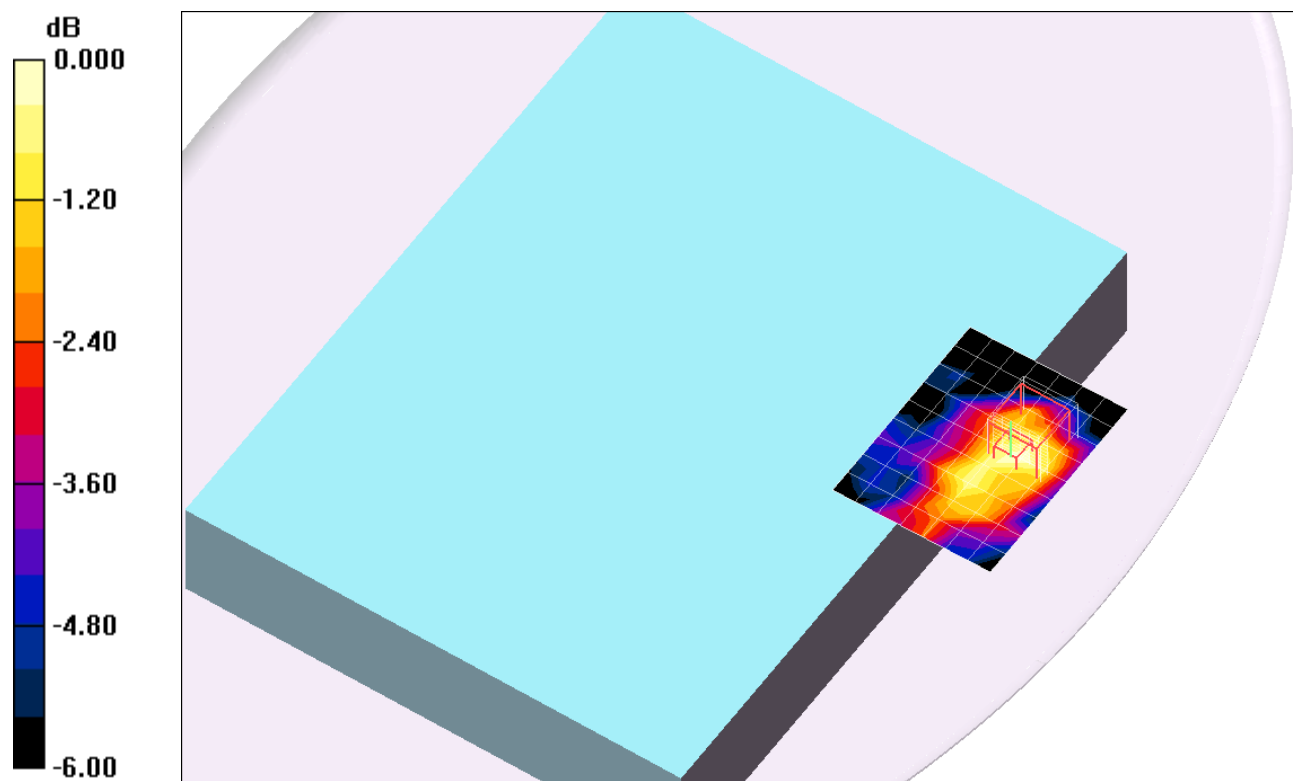
Frequency: 5745 MHz; Duty Cycle: 1:1; Room Ambient Temperature: 25.0°C; Liquid Temperature: 24.0°C
 Medium parameters used: $f = 5745 \text{ MHz}$; $\sigma = 6.05 \text{ mho/m}$; $\epsilon_r = 46.6$; $\rho = 1000 \text{ kg/m}^3$;

DASY4 Configuration:

- Area Scan setting - Find Secondary Maximum Within: 2.0 dB and with a peak SAR value greater than 0.0012W/kg
- Electronics: DAE3 Sn500; Calibrated: 6/13/2012
- Probe: EX3DV4 - SN3749; ConvF(3.81, 3.81, 3.81); Calibrated: 1/27/2012
- Sensor-Surface: 2.5mm (Mechanical Surface Detection (Locations From Previous Scan Used))Sensor-Surface: 2mm (Mechanical Surface Detection)
- Phantom: Flat Phantom ELI4.0; Type: QDOVA001BB; Serial: SN:1017

Main_Rear_802.11a_ch 149/Area Scan (8x10x1): Measurement grid: dx=10mm, dy=10mm
 Maximum value of SAR (measured) = 0.047 mW/g

Main_Rear_802.11a_ch 149/Zoom Scan (7x7x12)/Cube 0: Measurement grid: dx=4mm, dy=4mm, dz=2mm
 Reference Value = 2.68 V/m; Power Drift = -0.120 dB
 Peak SAR (extrapolated) = 0.192 W/kg
SAR(1 g) = 0.023 mW/g; SAR(10 g) = 0.00993 mW/g



0 dB = 0.047mW/g

WiFi 5 GHz

Frequency: 5785 MHz; Duty Cycle: 1:1; Room Ambient Temperature: 25.0°C; Liquid Temperature: 24.0°C
 Medium parameters used: $f = 5785 \text{ MHz}$; $\sigma = 6.06 \text{ mho/m}$; $\epsilon_r = 46.6$; $\rho = 1000 \text{ kg/m}^3$;

DASY4 Configuration:

- Area Scan setting - Find Secondary Maximum Within: 2.0 dB and with a peak SAR value greater than 0.0012W/kg
- Electronics: DAE3 Sn500; Calibrated: 6/13/2012
- Probe: EX3DV4 - SN3749; ConvF(3.81, 3.81, 3.81); Calibrated: 1/27/2012
- Sensor-Surface: 2.5mm (Mechanical Surface Detection (Locations From Previous Scan Used))Sensor-Surface: 2mm (Mechanical Surface Detection)
- Phantom: Flat Phantom ELI4.0; Type: QDOVA001BB; Serial: SN:1017

Main_Rear_802.11a_ch 157/Area Scan (8x10x1): Measurement grid: dx=10mm, dy=10mm

Maximum value of SAR (measured) = 0.043 mW/g

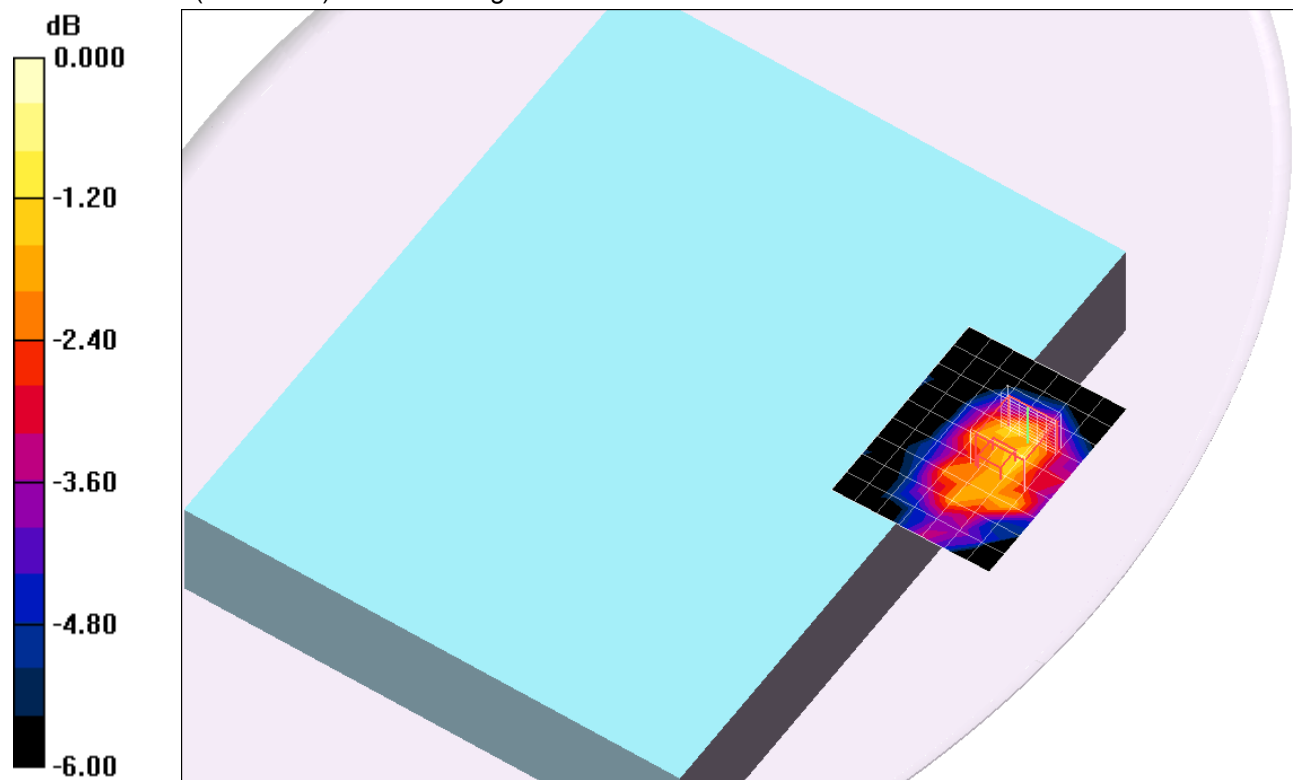
Main_Rear_802.11a_ch 157/Zoom Scan (7x7x12)/Cube 0: Measurement grid: dx=4mm, dy=4mm, dz=2mm

Reference Value = 2.69 V/m; Power Drift = 0.165 dB

Peak SAR (extrapolated) = 0.292 W/kg

SAR(1 g) = 0.027 mW/g; SAR(10 g) = 0.011 mW/g

Maximum value of SAR (measured) = 0.054 mW/g



0 dB = 0.054mW/g

WiFi 5 GHz

Frequency: 5825 MHz; Duty Cycle: 1:1; Room Ambient Temperature: 25.0°C; Liquid Temperature: 24.0°C
 Medium parameters used: $f = 5825$ MHz; $\sigma = 6.13$ mho/m; $\epsilon_r = 46.5$; $\rho = 1000$ kg/m³;

DASY4 Configuration:

- Area Scan setting - Find Secondary Maximum Within: 2.0 dB and with a peak SAR value greater than 0.0012W/kg
- Electronics: DAE3 Sn500; Calibrated: 6/13/2012
- Probe: EX3DV4 - SN3749; ConvF(3.81, 3.81, 3.81); Calibrated: 1/27/2012
- Sensor-Surface: 2.5mm (Mechanical Surface Detection (Locations From Previous Scan Used))Sensor-Surface: 2mm (Mechanical Surface Detection)
- Phantom: Flat Phantom ELI4.0; Type: QDOVA001BB; Serial: SN:1017

Main_Rear_802.11a_ch 165/Area Scan (8x10x1): Measurement grid: dx=10mm, dy=10mm

Maximum value of SAR (measured) = 0.050 mW/g

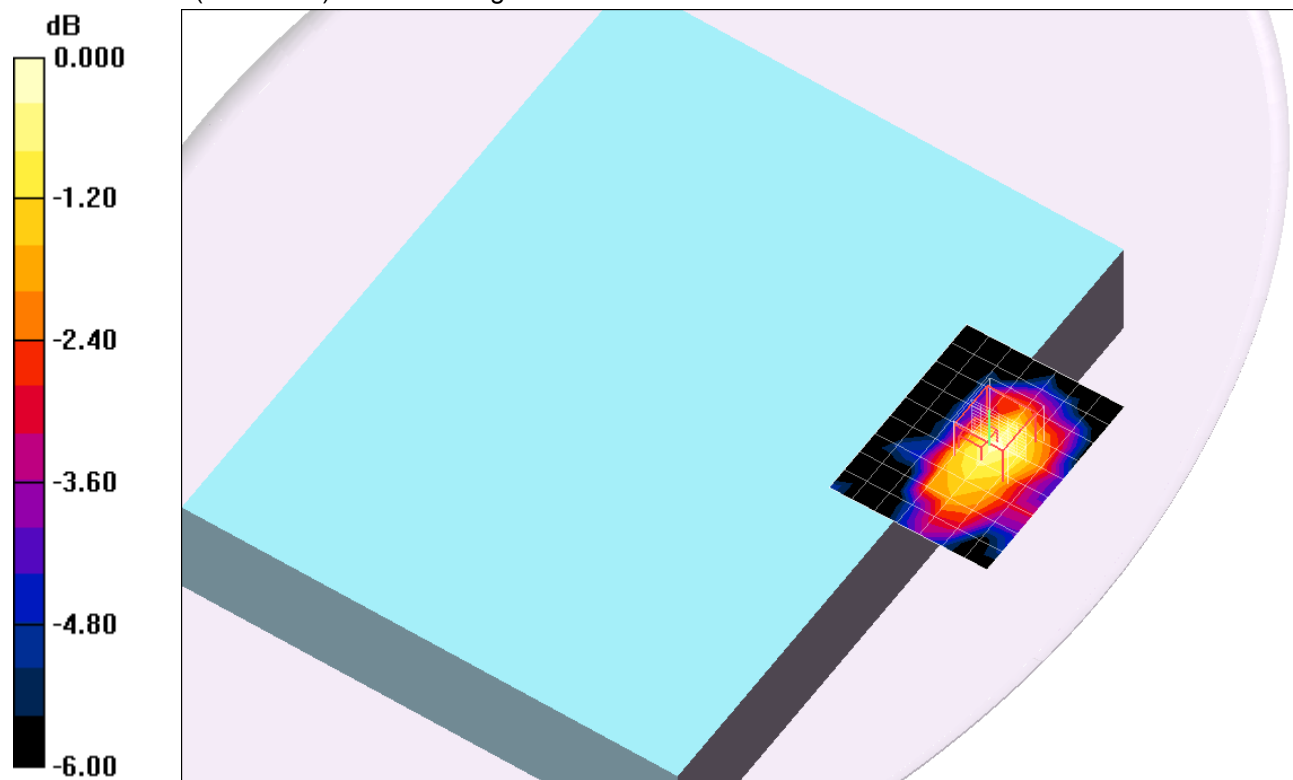
Main_Rear_802.11a_ch 165/Zoom Scan (7x7x12)/Cube 0: Measurement grid: dx=4mm, dy=4mm, dz=2mm

Reference Value = 2.76 V/m; Power Drift = 0.013 dB

Peak SAR (extrapolated) = 0.343 W/kg

SAR(1 g) = 0.031 mW/g; SAR(10 g) = 0.016 mW/g

Maximum value of SAR (measured) = 0.052 mW/g



0 dB = 0.052mW/g

WiFi 5 GHz

Frequency: 5745 MHz; Duty Cycle: 1:1; Room Ambient Temperature: 25.0°C; Liquid Temperature: 24.0°C
 Medium parameters used: $f = 5745 \text{ MHz}$; $\sigma = 6 \text{ mho/m}$; $\epsilon_r = 47.7$; $\rho = 1000 \text{ kg/m}^3$;

DASY4 Configuration:

- Area Scan setting - Find Secondary Maximum Within: 2.0 dB and with a peak SAR value greater than 0.0012W/kg
- Electronics: DAE3 Sn500; Calibrated: 6/13/2012
- Probe: EX3DV4 - SN3749; ConvF(3.81, 3.81, 3.81); Calibrated: 1/27/2012
- Sensor-Surface: 2.5mm (Mechanical Surface Detection (Locations From Previous Scan Used))Sensor-Surface: 2mm (Mechanical Surface Detection)
- Phantom: Flat Phantom ELI4.0; Type: QDOVA001BB; Serial: SN:1017

Aux_Rear_802.11a_ch 149/Area Scan (8x8x1): Measurement grid: dx=10mm, dy=10mm
 Maximum value of SAR (measured) = 0.163 mW/g

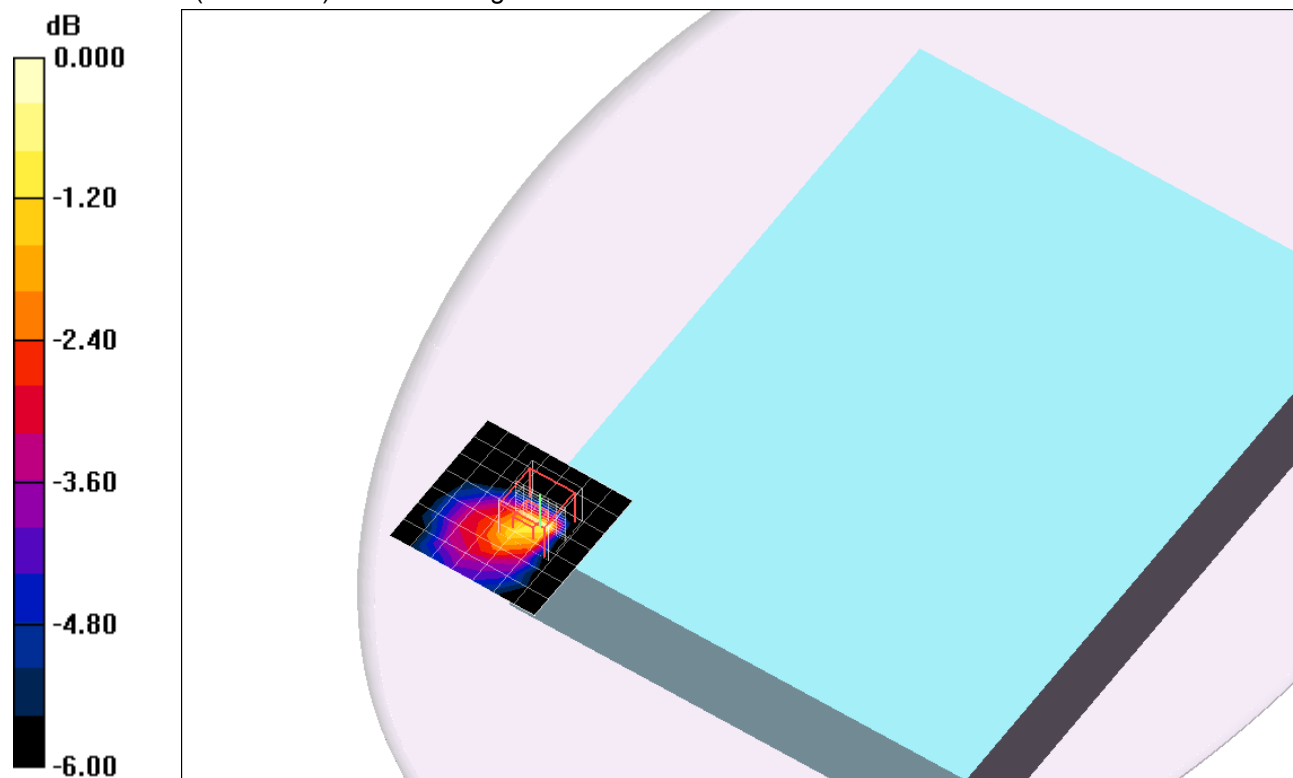
Aux_Rear_802.11a_ch 149/Zoom Scan (7x7x12)/Cube 0: Measurement grid: dx=4mm, dy=4mm, dz=2mm

Reference Value = 5.32 V/m; Power Drift = 0.147 dB

Peak SAR (extrapolated) = 0.440 W/kg

SAR(1 g) = 0.108 mW/g; SAR(10 g) = 0.039 mW/g

Maximum value of SAR (measured) = 0.194 mW/g



0 dB = 0.194mW/g

WiFi 5 GHz

Frequency: 5785 MHz; Duty Cycle: 1:1; Room Ambient Temperature: 25.0°C; Liquid Temperature: 24.0°C
 Medium parameters used: $f = 5785 \text{ MHz}$; $\sigma = 6.09 \text{ mho/m}$; $\epsilon_r = 47.5$; $\rho = 1000 \text{ kg/m}^3$;

DASY4 Configuration:

- Area Scan setting - Find Secondary Maximum Within: 2.0 dB and with a peak SAR value greater than 0.0012W/kg
- Electronics: DAE3 Sn500; Calibrated: 6/13/2012
- Probe: EX3DV4 - SN3749; ConvF(3.81, 3.81, 3.81); Calibrated: 1/27/2012
- Sensor-Surface: 2.5mm (Mechanical Surface Detection (Locations From Previous Scan Used))Sensor-Surface: 2mm (Mechanical Surface Detection)
- Phantom: Flat Phantom ELI4.0; Type: QDOVA001BB; Serial: SN:1017

Aux_Rear_802.11a_ch 157/Area Scan (8x8x1): Measurement grid: dx=10mm, dy=10mm
 Maximum value of SAR (measured) = 0.277 mW/g

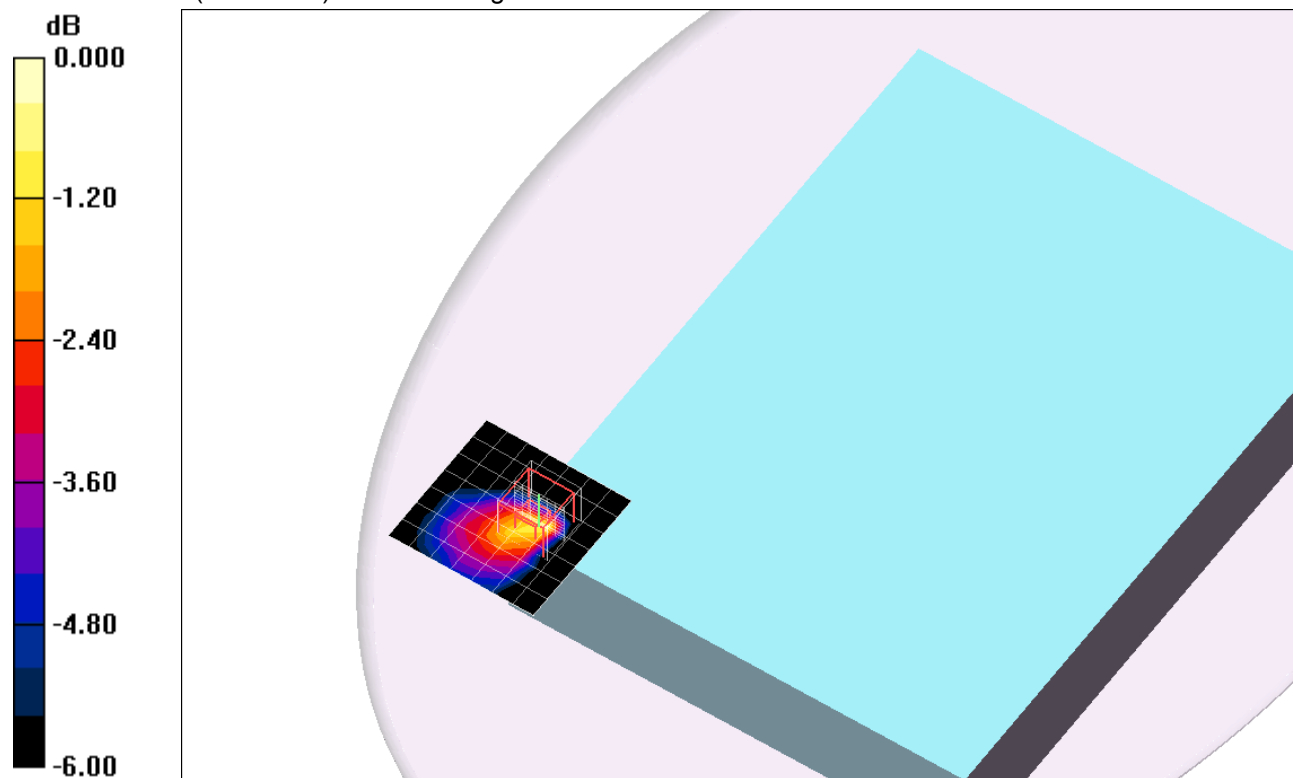
Aux_Rear_802.11a_ch 157/Zoom Scan (7x7x12)/Cube 0: Measurement grid: dx=4mm, dy=4mm, dz=2mm

Reference Value = 6.86 V/m; Power Drift = 0.164 dB

Peak SAR (extrapolated) = 0.653 W/kg

SAR(1 g) = 0.168 mW/g; SAR(10 g) = 0.063 mW/g

Maximum value of SAR (measured) = 0.320 mW/g



0 dB = 0.320mW/g

WiFi 5 GHz

Frequency: 5805 MHz; Duty Cycle: 1:1; Room Ambient Temperature: 25.0°C; Liquid Temperature: 24.0°C
 Medium parameters used: $f = 5805 \text{ MHz}$; $\sigma = 5.92 \text{ mho/m}$; $\epsilon_r = 46$; $\rho = 1000 \text{ kg/m}^3$;

DASY4 Configuration:

- Area Scan setting - Find Secondary Maximum Within: 2.0 dB and with a peak SAR value greater than 0.0012W/kg
- Electronics: DAE3 Sn500; Calibrated: 6/13/2012
- Probe: EX3DV4 - SN3749; ConvF(3.81, 3.81, 3.81); Calibrated: 1/27/2012
- Sensor-Surface: 2.5mm (Mechanical Surface Detection)Sensor-Surface: 2mm (Mechanical Surface Detection)
- Phantom: Flat Phantom ELI4.0; Type: QDOVA001BB; Serial: SN:1017

Aux_Rear_802.11a_ch 161/Area Scan (8x8x1): Measurement grid: dx=10mm, dy=10mm

Maximum value of SAR (measured) = 0.284 mW/g

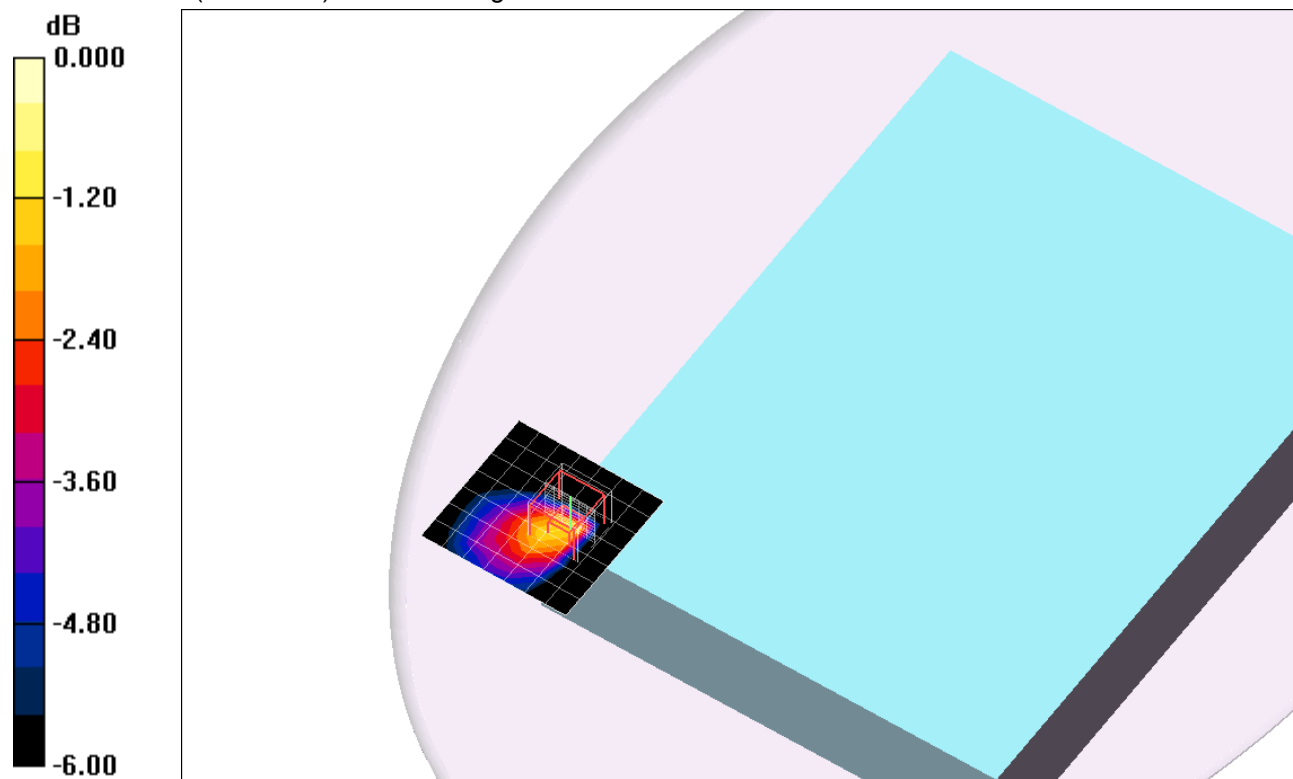
Aux_Rear_802.11a_ch 161/Zoom Scan (7x7x12)/Cube 0: Measurement grid: dx=4mm, dy=4mm, dz=2mm

Reference Value = 7.52 V/m; Power Drift = -0.052 dB

Peak SAR (extrapolated) = 0.753 W/kg

SAR(1 g) = 0.189 mW/g; SAR(10 g) = 0.070 mW/g

Maximum value of SAR (measured) = 0.369 mW/g



0 dB = 0.369mW/g

WiFi 5 GHz

Frequency: 5745 MHz; Duty Cycle: 1:1; Room Ambient Temperature: 25.0°C; Liquid Temperature: 24.0°C
 Medium parameters used: $f = 5745 \text{ MHz}$; $\sigma = 6.05 \text{ mho/m}$; $\epsilon_r = 48$; $\rho = 1000 \text{ kg/m}^3$;

DASY4 Configuration:

- Area Scan setting - Find Secondary Maximum Within: 2.0 dB and with a peak SAR value greater than 0.0012W/kg
- Electronics: DAE3 Sn500; Calibrated: 6/13/2012
- Probe: EX3DV4 - SN3749; ConvF(3.81, 3.81, 3.81); Calibrated: 1/27/2012
- Sensor-Surface: 2.5mm (Mechanical Surface Detection (Locations From Previous Scan Used))Sensor-Surface: 2mm (Mechanical Surface Detection)
- Phantom: Flat Phantom ELI4.0; Type: QDOVA001BB; Serial: SN:1017

Main + Aux_Rear @ Main_802.11n HT20_ch 149/Area Scan (8x10x1): Measurement grid:

$dx=10\text{mm}$, $dy=10\text{mm}$

Maximum value of SAR (measured) = 0.029 mW/g

Main + Aux_Rear @ Main_802.11n HT20_ch 149/Zoom Scan (7x7x12)/Cube 0: Measurement

grid: $dx=4\text{mm}$, $dy=4\text{mm}$, $dz=2\text{mm}$

Reference Value = 1.10 V/m; Power Drift = -0.05 dB

Peak SAR (extrapolated) = 0.047 W/kg

SAR(1 g) = 0.012 mW/g; SAR(10 g) = 0.00541 mW/g

Maximum value of SAR (measured) = 0.024 mW/g

Main + Aux_Rear @ Aux_802.11n HT20_ch 149/Area Scan (8x8x1): Measurement grid: $dx=10\text{mm}$,

$dy=10\text{mm}$

Maximum value of SAR (measured) = 0.213 mW/g

Main + Aux_Rear @ Aux_802.11n HT20_ch 149/Zoom Scan (7x7x12)/Cube 0: Measurement

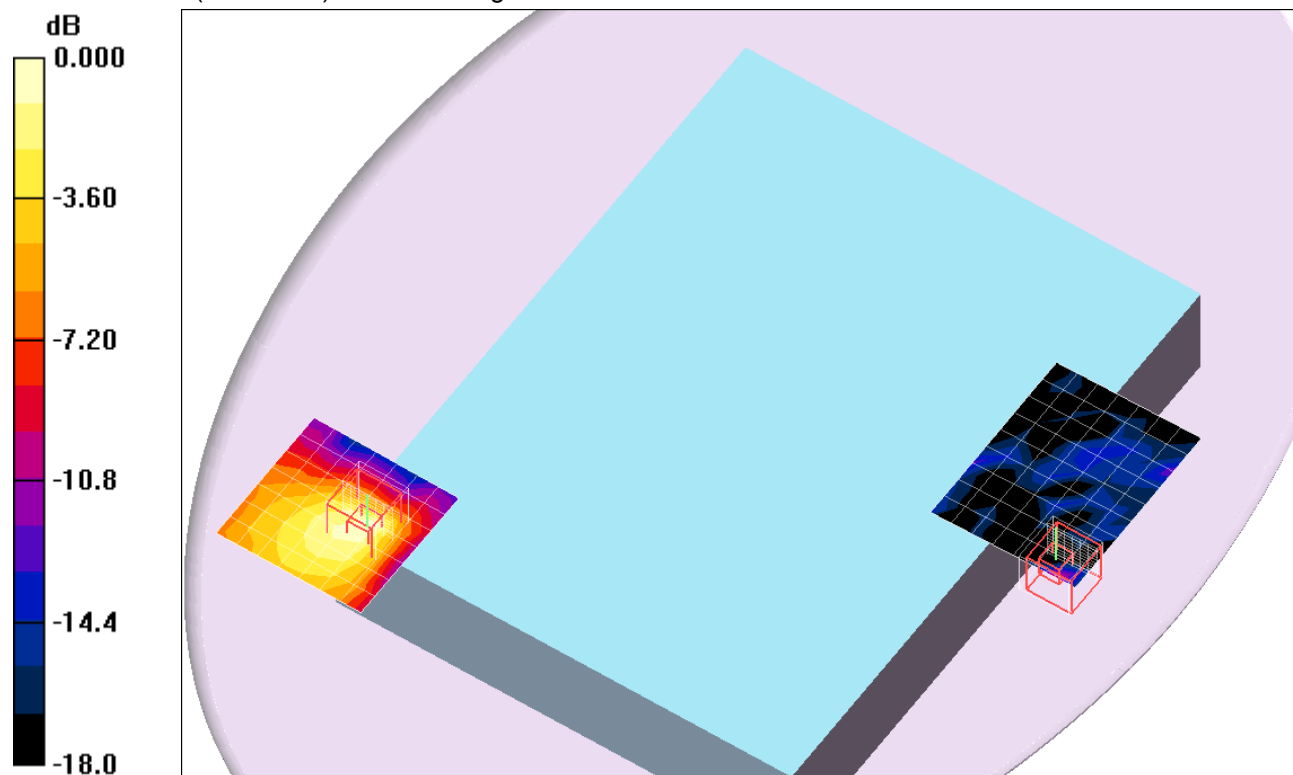
grid: $dx=4\text{mm}$, $dy=4\text{mm}$, $dz=2\text{mm}$

Reference Value = 6.19 V/m; Power Drift = -0.06 dB

Peak SAR (extrapolated) = 0.455 W/kg

SAR(1 g) = 0.127 mW/g; SAR(10 g) = 0.045 mW/g

Maximum value of SAR (measured) = 0.245 mW/g



0 dB = 0.245mW/g

WiFi 5 GHz

Frequency: 5785 MHz; Duty Cycle: 1:1; Room Ambient Temperature: 25.0°C; Liquid Temperature: 24.0°C
 Medium parameters used: $f = 5785 \text{ MHz}$; $\sigma = 6.12 \text{ mho/m}$; $\epsilon_r = 47.9$; $\rho = 1000 \text{ kg/m}^3$;

DASY4 Configuration:

- Area Scan setting - Find Secondary Maximum Within: 2.0 dB and with a peak SAR value greater than 0.0012W/kg
- Electronics: DAE3 Sn500; Calibrated: 6/13/2012
- Probe: EX3DV4 - SN3749; ConvF(3.81, 3.81, 3.81); Calibrated: 1/27/2012
- Sensor-Surface: 2.5mm (Mechanical Surface Detection (Locations From Previous Scan Used))Sensor-Surface: 2mm (Mechanical Surface Detection)
- Phantom: Flat Phantom ELI4.0; Type: QDOVA001BB; Serial: SN:1017

Main + Aux_Rear @ Main_802.11n HT20_ch 157/Area Scan (8x10x1): Measurement grid: dx=10mm, dy=10mm

Maximum value of SAR (measured) = 0.017 mW/g

Main + Aux_Rear @ Main_802.11n HT20_ch 157/Zoom Scan (7x7x12)/Cube 0: Measurement grid: dx=4mm, dy=4mm, dz=2mm

Reference Value = 1.53 V/m; Power Drift = -0.074 dB

Peak SAR (extrapolated) = 0.080 W/kg

SAR(1 g) = 0.012 mW/g; SAR(10 g) = 0.0065 mW/g

Maximum value of SAR (measured) = 0.025 mW/g

Main + Aux_Rear @ Aux_802.11n HT20_ch 157/Area Scan (8x8x1): Measurement grid: dx=10mm, dy=10mm

Maximum value of SAR (measured) = 0.193 mW/g

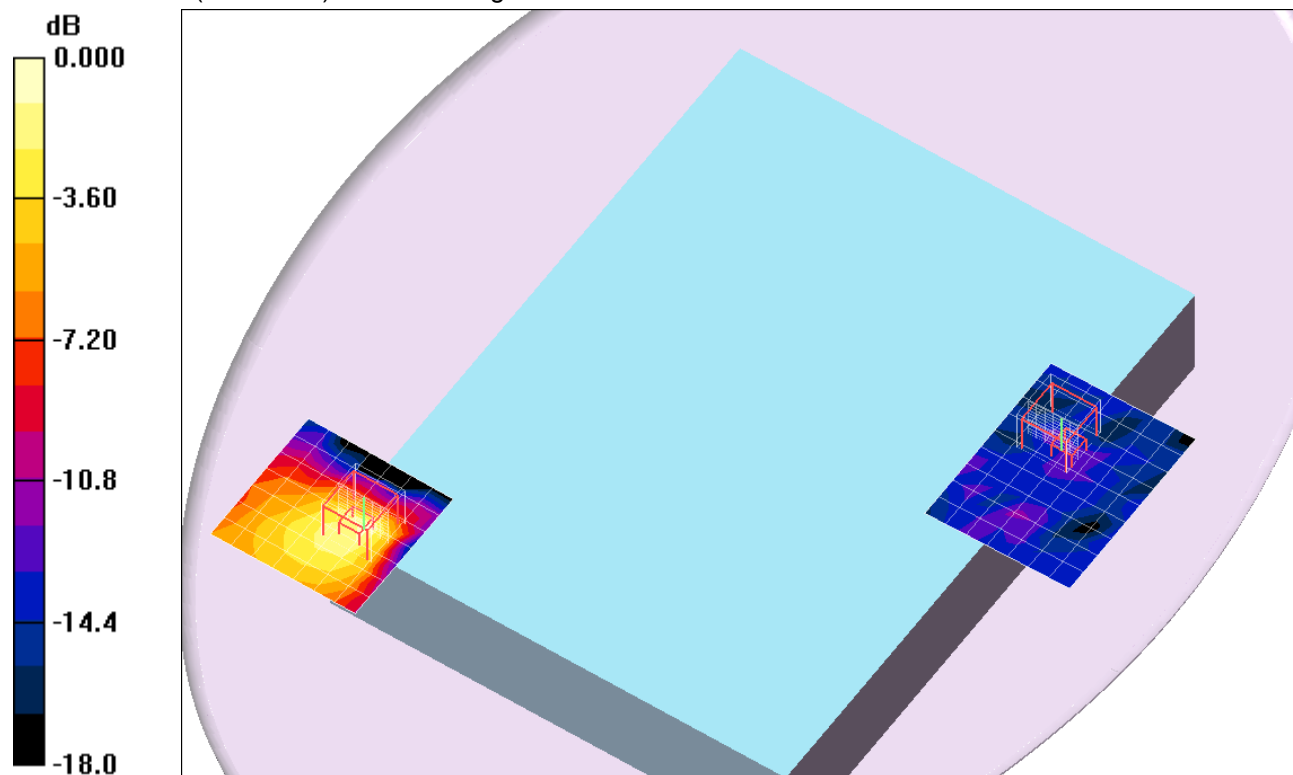
Main + Aux_Rear @ Aux_802.11n HT20_ch 157/Zoom Scan (7x7x12)/Cube 0: Measurement grid: dx=4mm, dy=4mm, dz=2mm

Reference Value = 6.00 V/m; Power Drift = -0.015 dB

Peak SAR (extrapolated) = 0.450 W/kg

SAR(1 g) = 0.125 mW/g; SAR(10 g) = 0.044 mW/g

Maximum value of SAR (measured) = 0.242 mW/g



0 dB = 0.242mW/g

WiFi 5 GHz

Frequency: 5825 MHz; Duty Cycle: 1:1; Room Ambient Temperature: 25.0°C; Liquid Temperature: 24.0°C
 Medium parameters used: $f = 5825 \text{ MHz}$; $\sigma = 6.16 \text{ mho/m}$; $\epsilon_r = 48$; $\rho = 1000 \text{ kg/m}^3$;

DASY4 Configuration:

- Area Scan setting - Find Secondary Maximum Within: 2.0 dB and with a peak SAR value greater than 0.0012W/kg
- Electronics: DAE3 Sn500; Calibrated: 6/13/2012
- Probe: EX3DV4 - SN3749; ConvF(3.81, 3.81, 3.81); Calibrated: 1/27/2012
- Sensor-Surface: 2.5mm (Mechanical Surface Detection (Locations From Previous Scan Used))Sensor-Surface: 2mm (Mechanical Surface Detection)
- Phantom: Flat Phantom ELI4.0; Type: QDOVA001BB; Serial: SN:1017

Main + Aux_Rear @ Main_802.11n HT20_ch 165/Area Scan (8x10x1): Measurement grid: dx=10mm, dy=10mm

Maximum value of SAR (measured) = 0.013 mW/g

Main + Aux_Rear @ Main_802.11n HT20_ch 165/Zoom Scan (7x7x12)/Cube 0: Measurement grid: dx=4mm, dy=4mm, dz=2mm

Reference Value = 0.841 V/m; Power Drift = 0.083 dB

Peak SAR (extrapolated) = 0.097 W/kg

SAR(1 g) = 0.013 mW/g; SAR(10 g) = 0.00651 mW/g

Maximum value of SAR (measured) = 0.025 mW/g

Main + Aux_Rear @ Aux_802.11n HT20_ch 165/Area Scan (8x8x1): Measurement grid: dx=10mm, dy=10mm

Maximum value of SAR (measured) = 0.196 mW/g

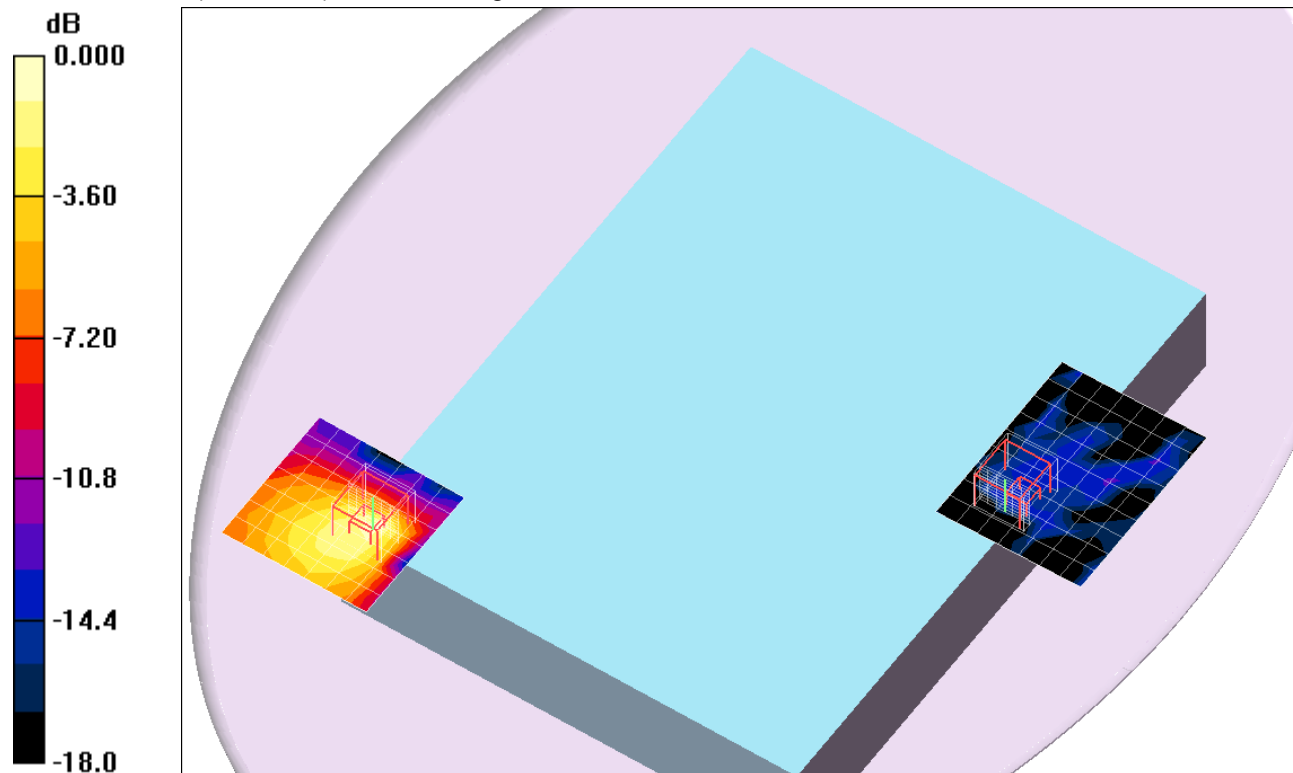
Main + Aux_Rear @ Aux_802.11n HT20_ch 165/Zoom Scan (7x7x12)/Cube 0: Measurement grid: dx=4mm, dy=4mm, dz=2mm

Reference Value = 6.01 V/m; Power Drift = 0.088 dB

Peak SAR (extrapolated) = 0.511 W/kg

SAR(1 g) = 0.129 mW/g; SAR(10 g) = 0.048 mW/g

Maximum value of SAR (measured) = 0.244 mW/g



0 dB = 0.244mW/g

WiFi 5 GHz

Frequency: 5745 MHz; Duty Cycle: 1:1; Room Ambient Temperature: 25.0°C; Liquid Temperature: 24.0°C
 Medium parameters used: $f = 5745 \text{ MHz}$; $\sigma = 5.94 \text{ mho/m}$; $\epsilon_r = 47.9$; $\rho = 1000 \text{ kg/m}^3$;

DASY4 Configuration:

- Area Scan setting - Find Secondary Maximum Within: 2.0 dB and with a peak SAR value greater than 0.0012W/kg
- Electronics: DAE3 Sn500; Calibrated: 6/13/2012
- Probe: EX3DV4 - SN3749; ConvF(3.81, 3.81, 3.81); Calibrated: 1/27/2012
- Sensor-Surface: 2.5mm (Mechanical Surface Detection (Locations From Previous Scan Used))Sensor-Surface: 2mm (Mechanical Surface Detection)
- Phantom: Flat Phantom ELI4.0; Type: QDOVA001BB; Serial: SN:1017

Main_Edge 1_802.11a_ch 149/Area Scan (8x31x1): Measurement grid: dx=10mm, dy=10mm
 Maximum value of SAR (measured) = 2.28 mW/g

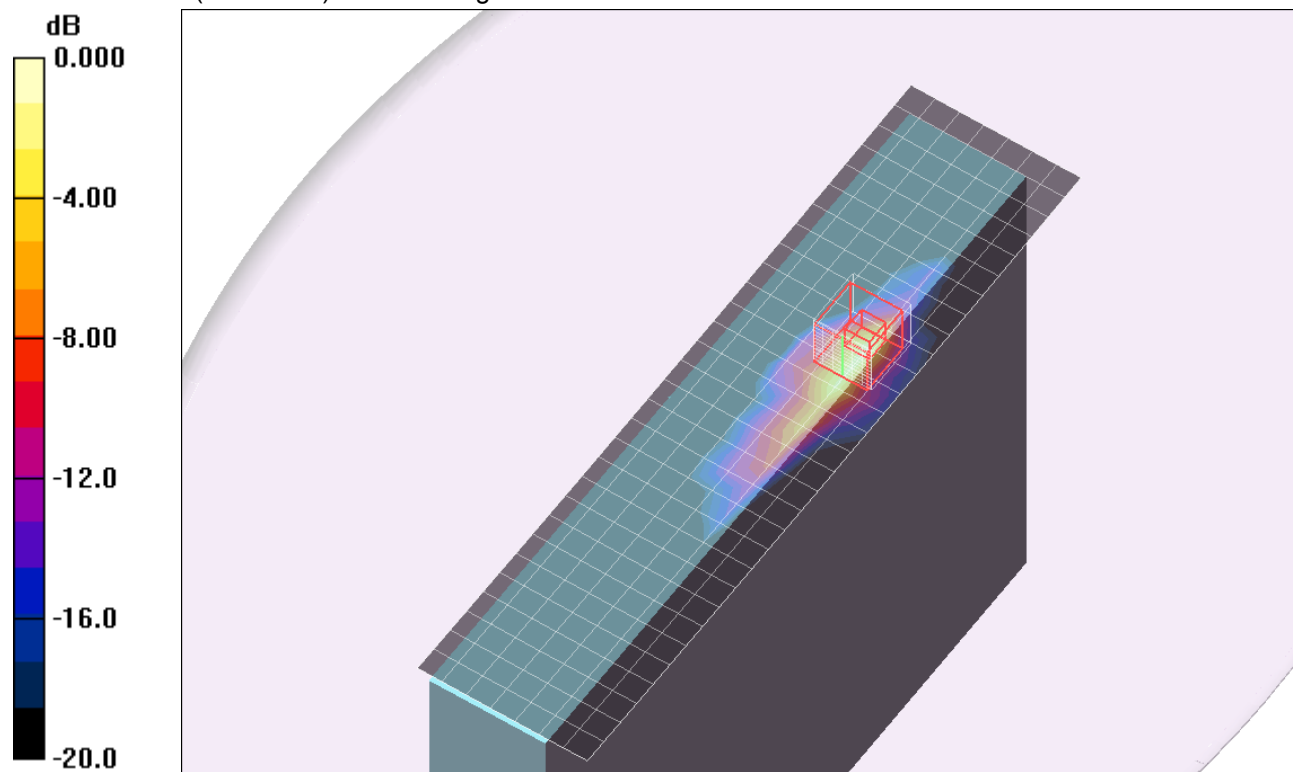
Main_Edge 1_802.11a_ch 149/Zoom Scan (7x7x12)/Cube 0: Measurement grid: dx=4mm, dy=4mm, dz=2mm

Reference Value = 17.6 V/m; Power Drift = 0.06 dB

Peak SAR (extrapolated) = 9.55 W/kg

SAR(1 g) = 1.22 mW/g; SAR(10 g) = 0.302 mW/g

Maximum value of SAR (measured) = 2.83 mW/g

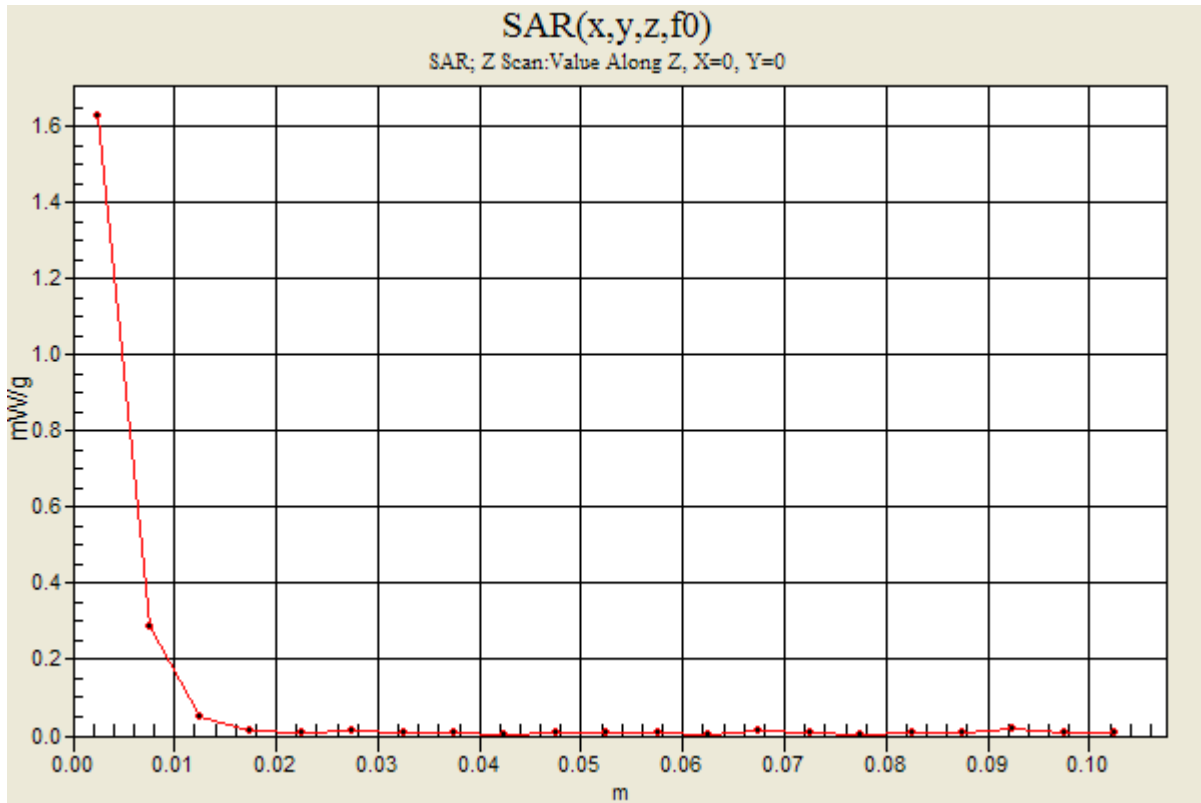


0 dB = 2.83mW/g

WiFi 5 GHz

Frequency: 5745 MHz; Duty Cycle: 1:1

Main_Edge 1_802.11a_ch 149/Z Scan (1x1x21): Measurement grid: dx=20mm, dy=20mm, dz=5mm
Maximum value of SAR (measured) = 1.63 mW/g



WiFi 5 GHz

Frequency: 5785 MHz; Duty Cycle: 1:1; Room Ambient Temperature: 25.0°C; Liquid Temperature: 24.0°C
 Medium parameters used: $f = 5785 \text{ MHz}$; $\sigma = 6.2 \text{ mho/m}$; $\epsilon_r = 46.6$; $\rho = 1000 \text{ kg/m}^3$;

DASY4 Configuration:

- Area Scan setting - Find Secondary Maximum Within: 2.0 dB and with a peak SAR value greater than 0.0012W/kg
- Electronics: DAE3 Sn500; Calibrated: 6/13/2012
- Probe: EX3DV4 - SN3749; ConvF(3.81, 3.81, 3.81); Calibrated: 1/27/2012
- Sensor-Surface: 2.5mm (Mechanical Surface Detection (Locations From Previous Scan Used))Sensor-Surface: 2mm (Mechanical Surface Detection)
- Phantom: Flat Phantom ELI4.0; Type: QDOVA001BB; Serial: SN:1017

Main_Edge 1_802.11a_ch 157/Area Scan (8x31x1): Measurement grid: dx=10mm, dy=10mm
 Maximum value of SAR (measured) = 1.38 mW/g

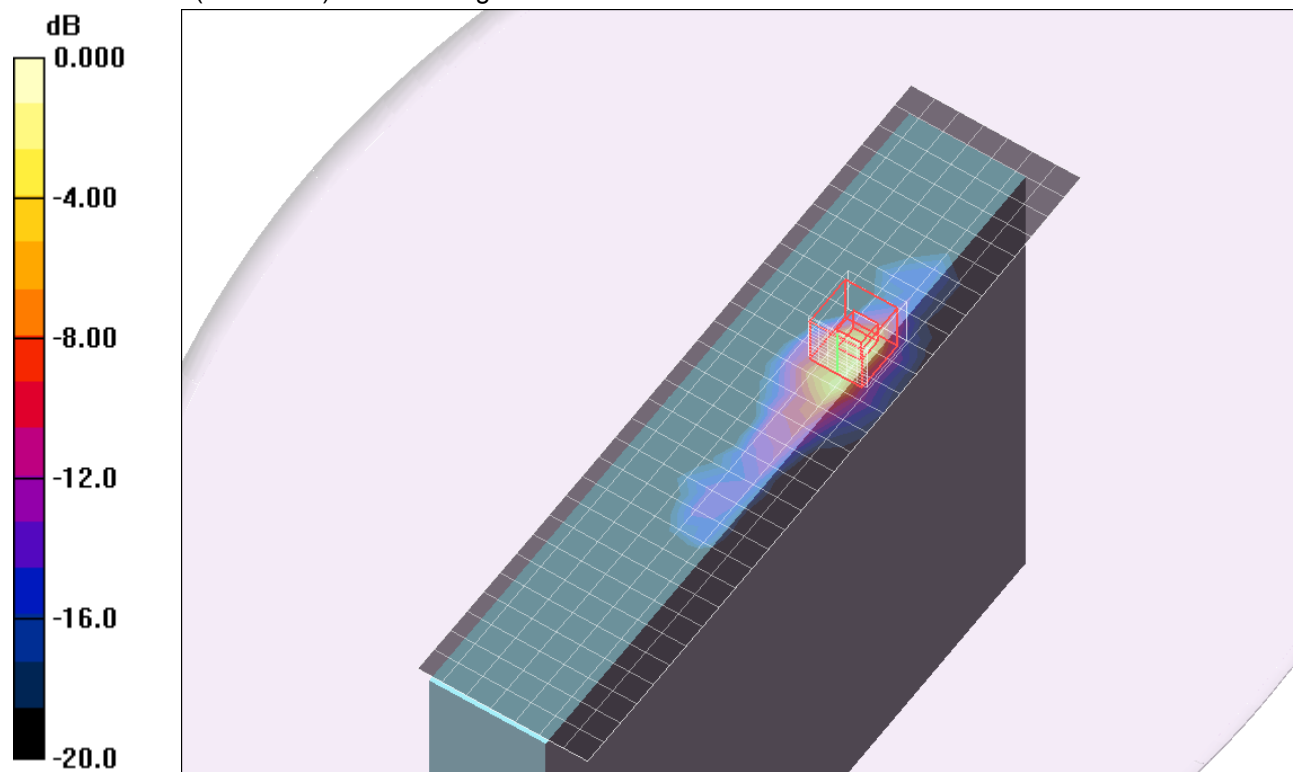
Main_Edge 1_802.11a_ch 157/Zoom Scan (7x7x12)/Cube 0: Measurement grid: dx=4mm, dy=4mm, dz=2mm

Reference Value = 13.0 V/m; Power Drift = 0.03 dB

Peak SAR (extrapolated) = 7.90 W/kg

SAR(1 g) = 1.01 mW/g; SAR(10 g) = 0.248 mW/g

Maximum value of SAR (measured) = 2.32 mW/g



WiFi 5 GHz

Frequency: 5825 MHz; Duty Cycle: 1:1; Room Ambient Temperature: 25.0°C; Liquid Temperature: 24.0°C
 Medium parameters used: $f = 5825$ MHz; $\sigma = 6.06$ mho/m; $\epsilon_r = 47.7$; $\rho = 1000$ kg/m³;

DASY4 Configuration:

- Area Scan setting - Find Secondary Maximum Within: 2.0 dB and with a peak SAR value greater than 0.0012W/kg
- Electronics: DAE3 Sn500; Calibrated: 6/13/2012
- Probe: EX3DV4 - SN3749; ConvF(3.81, 3.81, 3.81); Calibrated: 1/27/2012
- Sensor-Surface: 2.5mm (Mechanical Surface Detection (Locations From Previous Scan Used))Sensor-Surface: 2mm (Mechanical Surface Detection)
- Phantom: Flat Phantom ELI4.0; Type: QDOVA001BB; Serial: SN:1017

Main_Edge 1_802.11a_ch 165/Area Scan (8x31x1): Measurement grid: dx=10mm, dy=10mm
 Maximum value of SAR (measured) = 2.08 mW/g

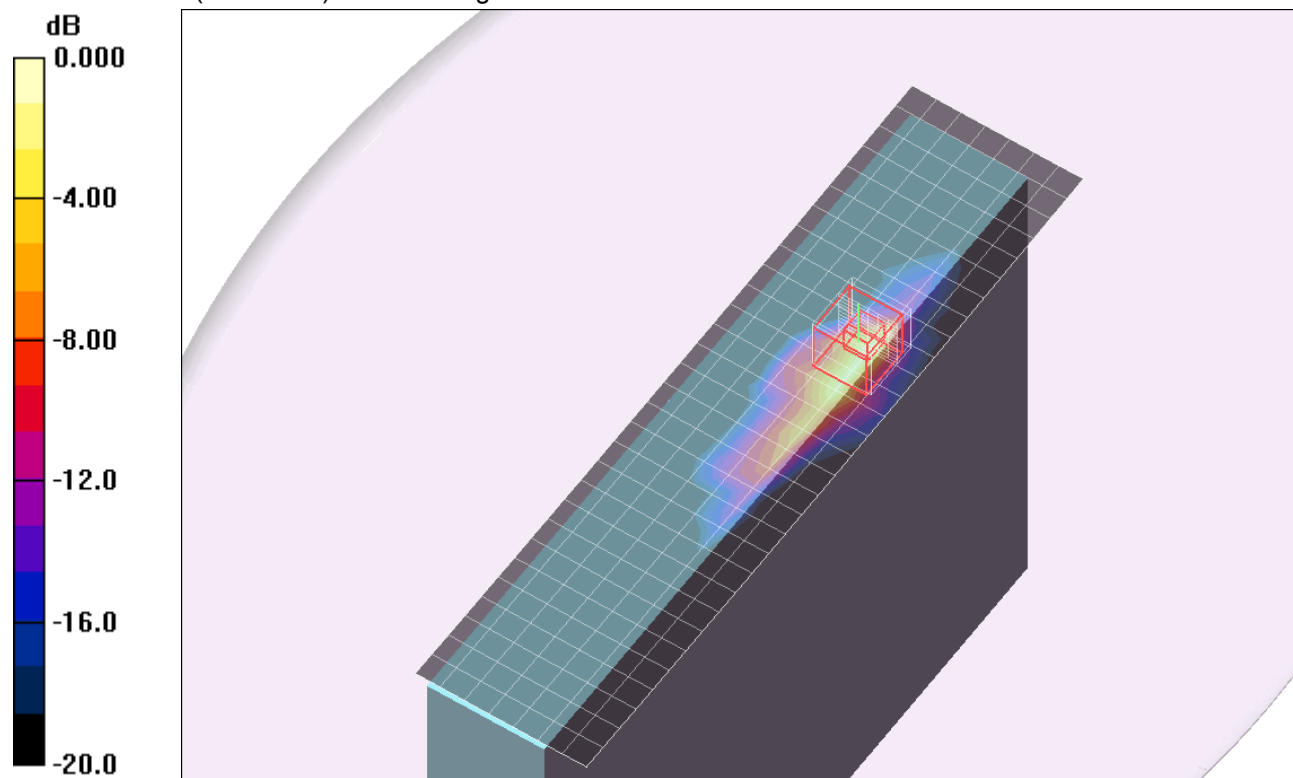
Main_Edge 1_802.11a_ch 165/Zoom Scan (7x7x12)/Cube 0: Measurement grid: dx=4mm, dy=4mm, dz=2mm

Reference Value = 16.6 V/m; Power Drift = 0.12 dB

Peak SAR (extrapolated) = 8.94 W/kg

SAR(1 g) = 1.16 mW/g; SAR(10 g) = 0.291 mW/g

Maximum value of SAR (measured) = 2.62 mW/g



WiFi 5 GHz

Frequency: 5745 MHz; Duty Cycle: 1:1; Room Ambient Temperature: 25.0°C; Liquid Temperature: 24.0°C
Medium parameters used: $f = 5745$ MHz; $\sigma = 6.09$ mho/m; $\epsilon_r = 48.8$; $\rho = 1000$ kg/m³;

DASY4 Configuration:

- Area Scan setting - Find Secondary Maximum Within: 2.0 dB and with a peak SAR value greater than 0.0012W/kg
- Electronics: DAE3 Sn500; Calibrated: 6/13/2012
- Probe: EX3DV4 - SN3749; ConvF(3.81, 3.81, 3.81); Calibrated: 1/27/2012
- Sensor-Surface: 2.5mm (Mechanical Surface Detection (Locations From Previous Scan Used))Sensor-Surface: 2mm (Mechanical Surface Detection)
- Phantom: Flat Phantom ELI4.0; Type: QDOVA001BB; Serial: SN:1017

Main_Edge 2_802.11a_ch 149/Area Scan (10x11x1): Measurement grid: dx=10mm, dy=10mm
Maximum value of SAR (measured) = 0.044 mW/g


Main_Edge 2_802.11a_ch 149/Zoom Scan (7x7x12)/Cube 0: Measurement grid: dx=4mm, dy=4mm, dz=2mm

Reference Value = 2.54 V/m; Power Drift = 0.14 dB

Peak SAR (extrapolated) = 0.126 W/kg

SAR(1 g) = 0.028 mW/g; SAR(10 g) = 0.00936 mW/g

Maximum value of SAR (measured) = 0.053 mW/g



0 dB = 0.053mW/g

WiFi 5 GHz

Frequency: 5785 MHz; Duty Cycle: 1:1; Room Ambient Temperature: 25.0°C; Liquid Temperature: 24.0°C
 Medium parameters used: $f = 5785 \text{ MHz}$; $\sigma = 6.17 \text{ mho/m}$; $\epsilon_r = 48.7$; $\rho = 1000 \text{ kg/m}^3$;

DASY4 Configuration:

- Area Scan setting - Find Secondary Maximum Within: 2.0 dB and with a peak SAR value greater than 0.0012W/kg
- Electronics: DAE3 Sn500; Calibrated: 6/13/2012
- Probe: EX3DV4 - SN3749; ConvF(3.81, 3.81, 3.81); Calibrated: 1/27/2012
- Sensor-Surface: 2.5mm (Mechanical Surface Detection (Locations From Previous Scan Used))Sensor-Surface: 2mm (Mechanical Surface Detection)
- Phantom: Flat Phantom ELI4.0; Type: QDOVA001BB; Serial: SN:1017

Main_Edge 2_802.11a_ch 157/Area Scan (10x11x1): Measurement grid: dx=10mm, dy=10mm
 Maximum value of SAR (measured) = 0.051 mW/g

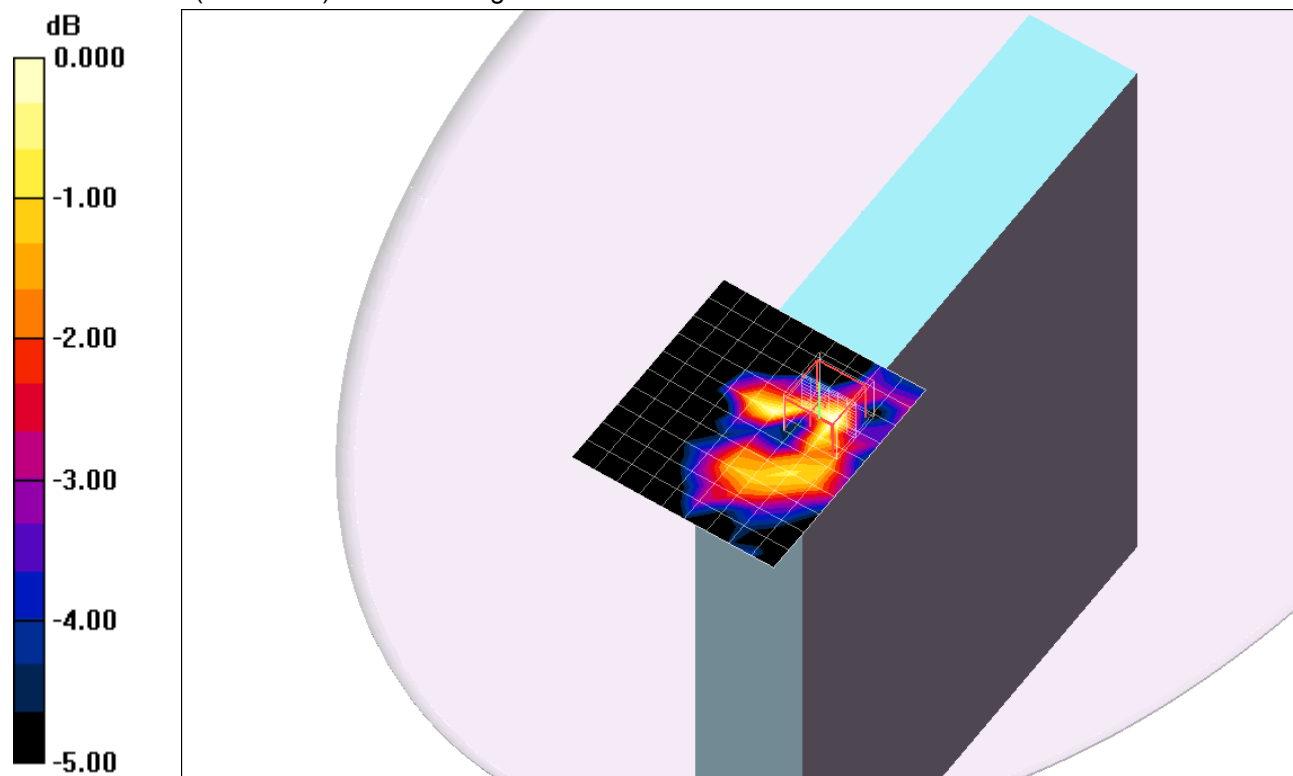
Main_Edge 2_802.11a_ch 157/Zoom Scan (7x7x12)/Cube 0: Measurement grid: dx=4mm, dy=4mm, dz=2mm

Reference Value = 2.54 V/m; Power Drift = -0.052 dB

Peak SAR (extrapolated) = 0.105 W/kg

SAR(1 g) = 0.024 mW/g; SAR(10 g) = 0.011 mW/g

Maximum value of SAR (measured) = 0.048 mW/g



0 dB = 0.048mW/g

WiFi 5 GHz

Frequency: 5825 MHz; Duty Cycle: 1:1; Room Ambient Temperature: 25.0°C; Liquid Temperature: 24.0°C
 Medium parameters used: $f = 5825 \text{ MHz}$; $\sigma = 6.21 \text{ mho/m}$; $\epsilon_r = 48.7$; $\rho = 1000 \text{ kg/m}^3$;

DASY4 Configuration:

- Area Scan setting - Find Secondary Maximum Within: 2.0 dB and with a peak SAR value greater than 0.0012W/kg
- Electronics: DAE3 Sn500; Calibrated: 6/13/2012
- Probe: EX3DV4 - SN3749; ConvF(3.81, 3.81, 3.81); Calibrated: 1/27/2012
- Sensor-Surface: 2.5mm (Mechanical Surface Detection (Locations From Previous Scan Used))Sensor-Surface: 2mm (Mechanical Surface Detection)
- Phantom: Flat Phantom ELI4.0; Type: QDOVA001BB; Serial: SN:1017

Main_Edge 2_802.11a_ch 165/Area Scan (10x11x1): Measurement grid: dx=10mm, dy=10mm
 Maximum value of SAR (measured) = 0.054 mW/g


Main_Edge 2_802.11a_ch 165/Zoom Scan (7x7x12)/Cube 0: Measurement grid: dx=4mm, dy=4mm, dz=2mm

Reference Value = 2.90 V/m; Power Drift = -0.136 dB

Peak SAR (extrapolated) = 0.138 W/kg

SAR(1 g) = 0.031 mW/g; SAR(10 g) = 0.012 mW/g

Maximum value of SAR (measured) = 0.057 mW/g



0 dB = 0.057mW/g

WiFi 5 GHz

Frequency: 5745 MHz; Duty Cycle: 1:1; Room Ambient Temperature: 25.0°C; Liquid Temperature: 24.0°C
 Medium parameters used: $f = 5745 \text{ MHz}$; $\sigma = 6.01 \text{ mho/m}$; $\epsilon_r = 48.4$; $\rho = 1000 \text{ kg/m}^3$;

DASY4 Configuration:

- Area Scan setting - Find Secondary Maximum Within: 2.0 dB and with a peak SAR value greater than 0.0012W/kg
- Electronics: DAE3 Sn500; Calibrated: 6/13/2012
- Probe: EX3DV4 - SN3749; ConvF(3.81, 3.81, 3.81); Calibrated: 1/27/2012
- Sensor-Surface: 2.5mm (Mechanical Surface Detection (Locations From Previous Scan Used))Sensor-Surface: 2mm (Mechanical Surface Detection)
- Phantom: Flat Phantom ELI4.0; Type: QDOVA001BB; Serial: SN:1017

Aux_Edge 3_802.11a_ch 149/Area Scan (10x10x1): Measurement grid: dx=10mm, dy=10mm
 Maximum value of SAR (measured) = 0.714 mW/g

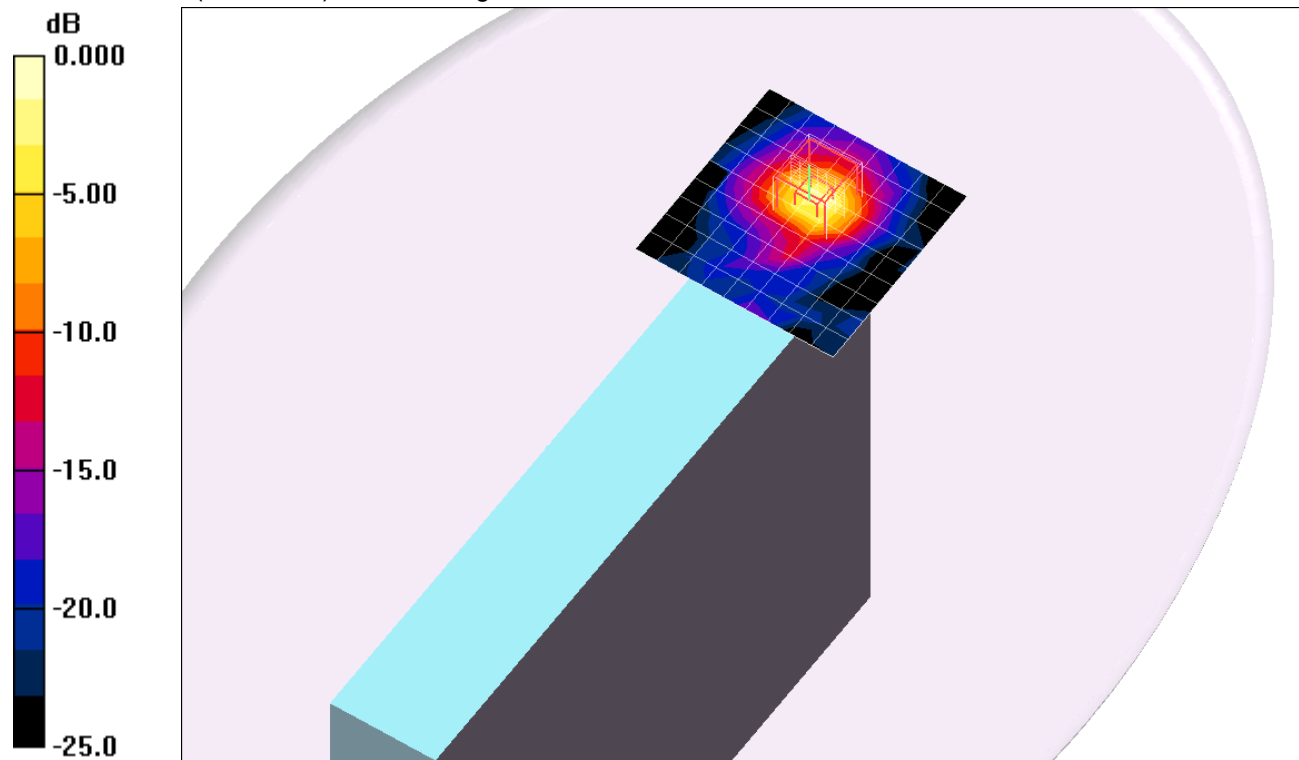
Aux_Edge 3_802.11a_ch 149/Zoom Scan (7x7x12)/Cube 0: Measurement grid: dx=4mm, dy=4mm, dz=2mm

Reference Value = 12.1 V/m; Power Drift = -0.167 dB

Peak SAR (extrapolated) = 3.13 W/kg

SAR(1 g) = 0.644 mW/g; SAR(10 g) = 0.188 mW/g

Maximum value of SAR (measured) = 1.29 mW/g



0 dB = 1.29mW/g

WiFi 5 GHz

Frequency: 5785 MHz; Duty Cycle: 1:1; Room Ambient Temperature: 25.0°C; Liquid Temperature: 24.0°C
 Medium parameters used: $f = 5785 \text{ MHz}$; $\sigma = 6.05 \text{ mho/m}$; $\epsilon_r = 48.3$; $\rho = 1000 \text{ kg/m}^3$;

DASY4 Configuration:

- Area Scan setting - Find Secondary Maximum Within: 2.0 dB and with a peak SAR value greater than 0.0012W/kg
- Electronics: DAE3 Sn500; Calibrated: 6/13/2012
- Probe: EX3DV4 - SN3749; ConvF(3.81, 3.81, 3.81); Calibrated: 1/27/2012
- Sensor-Surface: 2.5mm (Mechanical Surface Detection (Locations From Previous Scan Used))Sensor-Surface: 2mm (Mechanical Surface Detection)
- Phantom: Flat Phantom ELI4.0; Type: QDOVA001BB; Serial: SN:1017

Aux_Edge 3_802.11a_ch 157/Area Scan (10x10x1): Measurement grid: dx=10mm, dy=10mm
 Maximum value of SAR (measured) = 1.17 mW/g

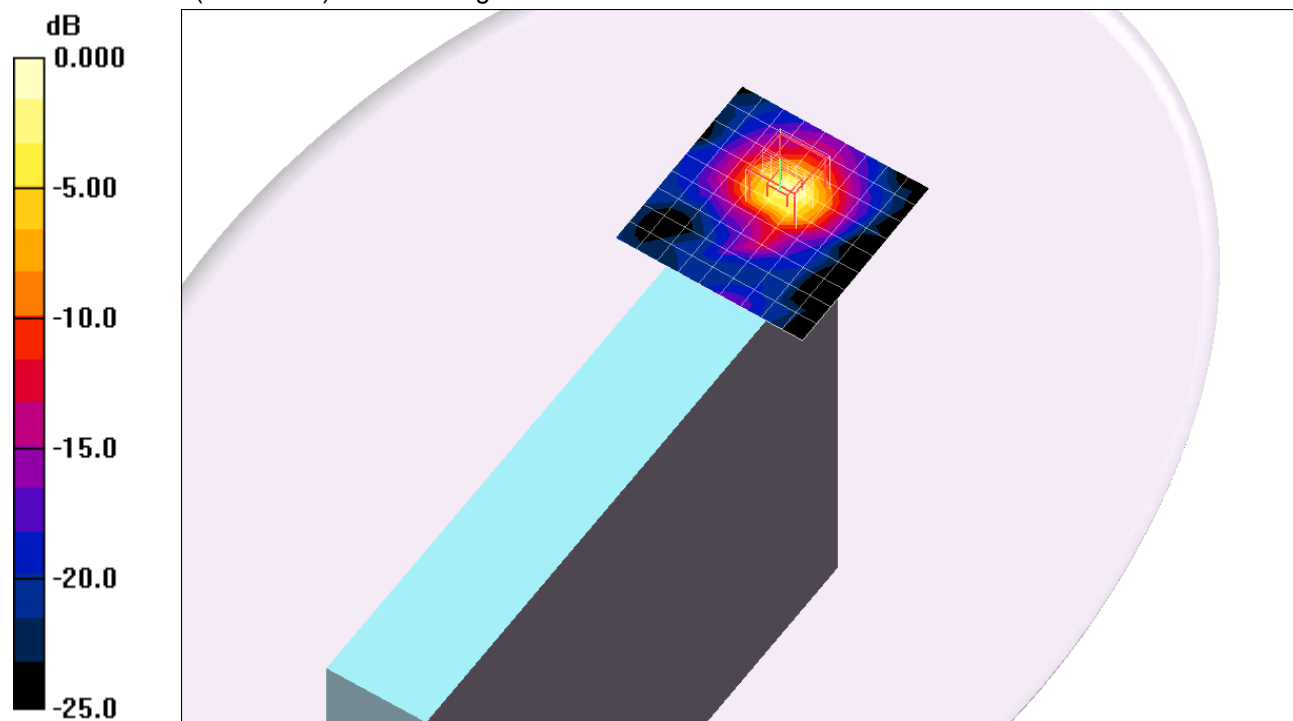
Aux_Edge 3_802.11a_ch 157/Zoom Scan (7x7x12)/Cube 0: Measurement grid: dx=4mm, dy=4mm, dz=2mm

Reference Value = 15.3 V/m; Power Drift = -0.113 dB

Peak SAR (extrapolated) = 4.71 W/kg

SAR(1 g) = 0.991 mW/g; SAR(10 g) = 0.293 mW/g

Maximum value of SAR (measured) = 2.01 mW/g



0 dB = 2.01mW/g

WiFi 5 GHz

Frequency: 5805 MHz; Duty Cycle: 1:1; Room Ambient Temperature: 25.0°C; Liquid Temperature: 24.0°C
 Medium parameters used: $f = 5805 \text{ MHz}$; $\sigma = 5.92 \text{ mho/m}$; $\epsilon_r = 46$; $\rho = 1000 \text{ kg/m}^3$;

DASY4 Configuration:

- Area Scan setting - Find Secondary Maximum Within: 2.0 dB and with a peak SAR value greater than 0.0012W/kg
- Electronics: DAE3 Sn500; Calibrated: 6/13/2012
- Probe: EX3DV4 - SN3749; ConvF(3.81, 3.81, 3.81); Calibrated: 1/27/2012
- Sensor-Surface: 2.5mm (Mechanical Surface Detection)Sensor-Surface: 2mm (Mechanical Surface Detection)
- Phantom: Flat Phantom ELI4.0; Type: QDOVA001BB; Serial: SN:1017

Aux_Edge 3_802.11a_ch 161/Area Scan (10x10x1): Measurement grid: dx=10mm, dy=10mm

Maximum value of SAR (measured) = 1.73 mW/g

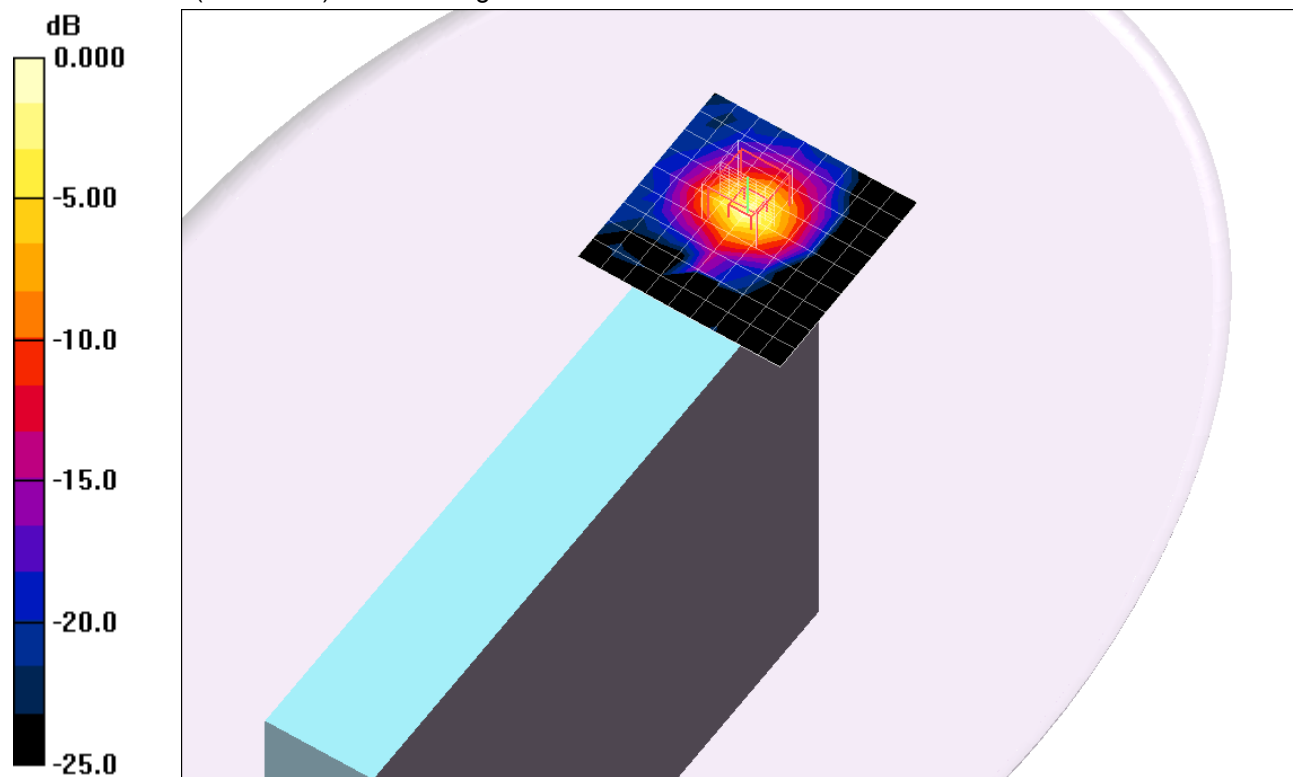
Aux_Edge 3_802.11a_ch 161/Zoom Scan (7x7x12)/Cube 0: Measurement grid: dx=4mm, dy=4mm, dz=2mm

Reference Value = 18.5 V/m; Power Drift = -0.062 dB

Peak SAR (extrapolated) = 5.12 W/kg

SAR(1 g) = 1 mW/g; SAR(10 g) = 0.299 mW/g

Maximum value of SAR (measured) = 2.07 mW/g



0 dB = 2.07mW/g

WiFi 5 GHz

Frequency: 5745 MHz; Duty Cycle: 1:1; Room Ambient Temperature: 25.0°C; Liquid Temperature: 24.0°C
 Medium parameters used: $f = 5745 \text{ MHz}$; $\sigma = 6.14 \text{ mho/m}$; $\epsilon_r = 46.7$; $\rho = 1000 \text{ kg/m}^3$;

DASY4 Configuration:

- Area Scan setting - Find Secondary Maximum Within: 2.0 dB and with a peak SAR value greater than 0.0012W/kg
- Electronics: DAE3 Sn500; Calibrated: 6/13/2012
- Probe: EX3DV4 - SN3749; ConvF(3.81, 3.81, 3.81); Calibrated: 1/27/2012
- Sensor-Surface: 2.5mm (Mechanical Surface Detection)Sensor-Surface: 2mm (Mechanical Surface Detection)
- Phantom: Flat Phantom ELI4.0; Type: QDOVA001BB; Serial: SN:1017

Aux_Edge 4_802.11a_ch 149/Area Scan (10x11x1): Measurement grid: dx=10mm, dy=10mm
 Maximum value of SAR (measured) = 0.831 mW/g

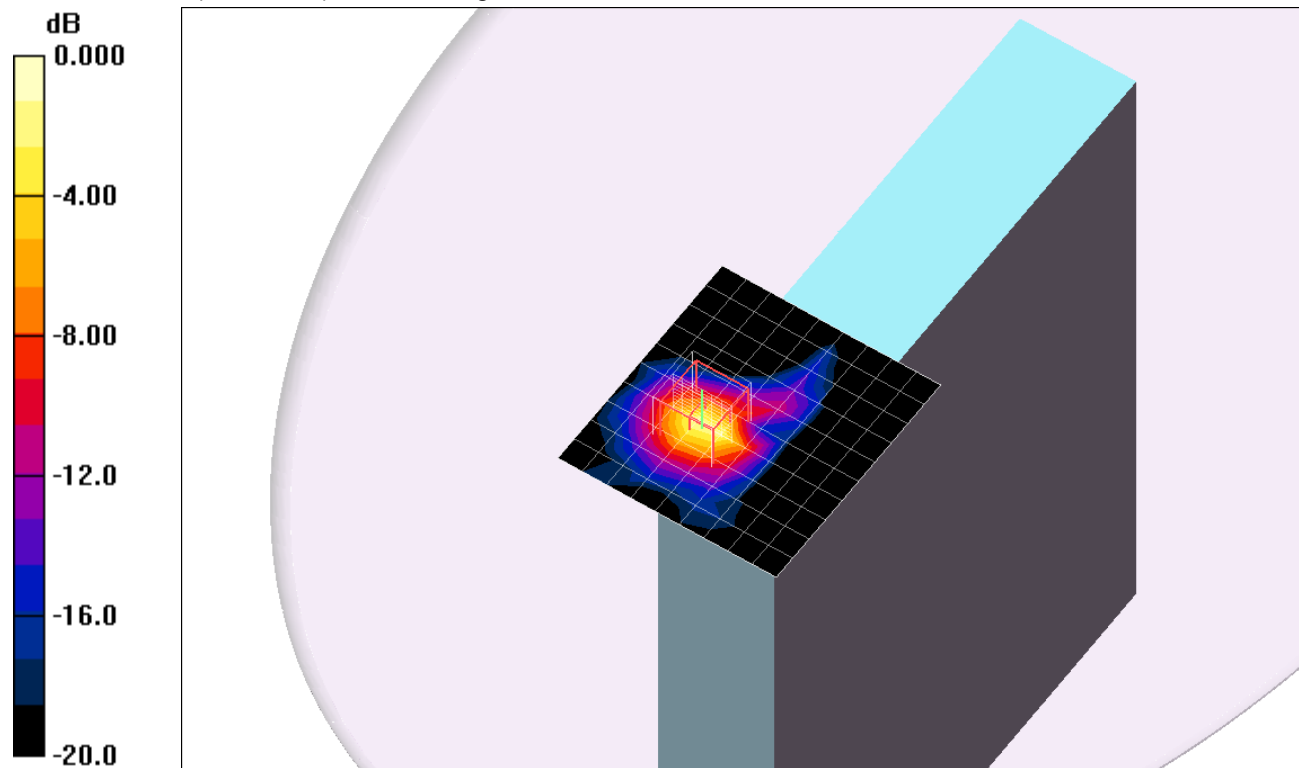
Aux_Edge 4_802.11a_ch 149/Zoom Scan (7x7x12)/Cube 0: Measurement grid: dx=4mm, dy=4mm, dz=2mm

Reference Value = 12.7 V/m; Power Drift = -0.154 dB

Peak SAR (extrapolated) = 2.57 W/kg

SAR(1 g) = 0.537 mW/g; SAR(10 g) = 0.154 mW/g

Maximum value of SAR (measured) = 1.06 mW/g



0 dB = 1.06mW/g

WiFi 5 GHz

Frequency: 5785 MHz; Duty Cycle: 1:1; Room Ambient Temperature: 25.0°C; Liquid Temperature: 24.0°C
 Medium parameters used: $f = 5785 \text{ MHz}$; $\sigma = 6.2 \text{ mho/m}$; $\epsilon_r = 46.6$; $\rho = 1000 \text{ kg/m}^3$;

DASY4 Configuration:

- Area Scan setting - Find Secondary Maximum Within: 2.0 dB and with a peak SAR value greater than 0.0012W/kg
- Electronics: DAE3 Sn500; Calibrated: 6/13/2012
- Probe: EX3DV4 - SN3749; ConvF(3.81, 3.81, 3.81); Calibrated: 1/27/2012
- Sensor-Surface: 2.5mm (Mechanical Surface Detection (Locations From Previous Scan Used))Sensor-Surface: 2mm (Mechanical Surface Detection)
- Phantom: Flat Phantom ELI4.0; Type: QDOVA001BB; Serial: SN:1017

Aux_Edge 4_802.11a_ch 157/Area Scan (10x11x1): Measurement grid: dx=10mm, dy=10mm
 Maximum value of SAR (measured) = 1.41 mW/g

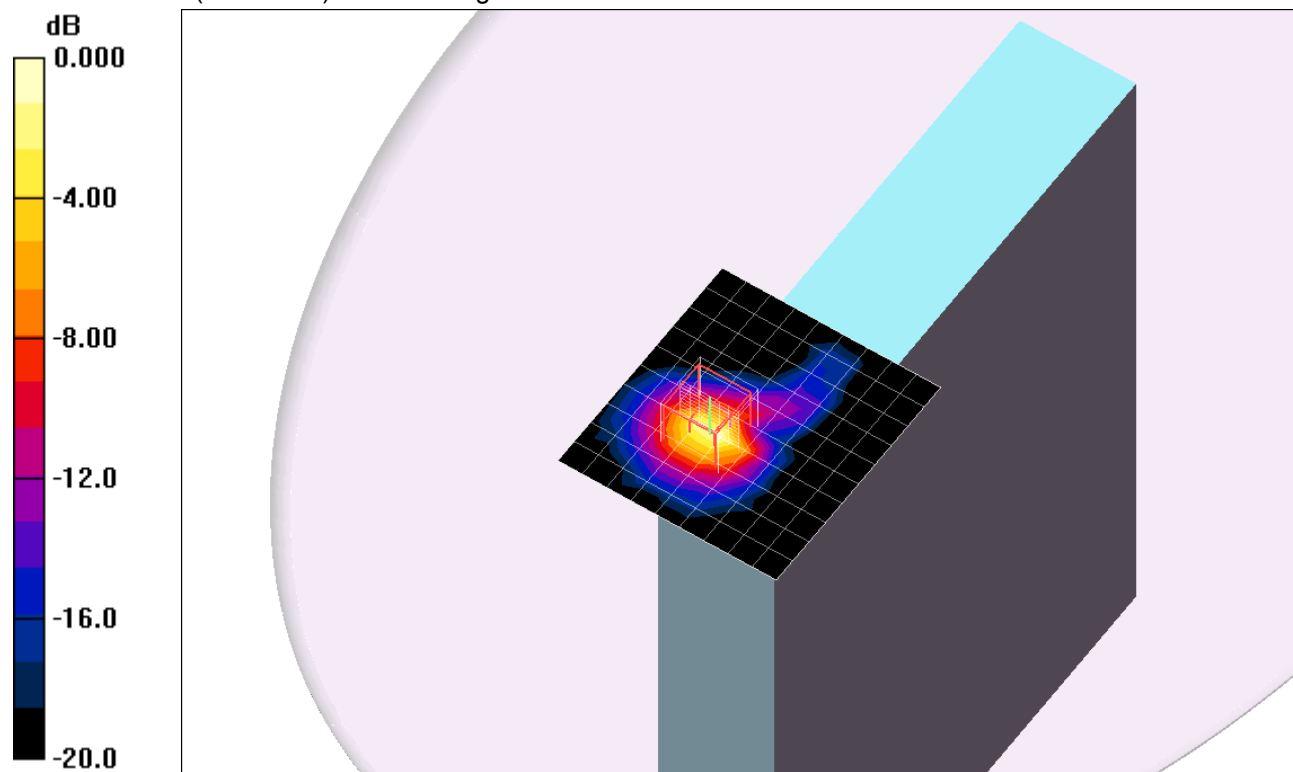
Aux_Edge 4_802.11a_ch 157/Zoom Scan (7x7x12)/Cube 0: Measurement grid: dx=4mm, dy=4mm, dz=2mm

Reference Value = 15.2 V/m; Power Drift = 0.167 dB

Peak SAR (extrapolated) = 4.42 W/kg

SAR(1 g) = 0.947 mW/g; SAR(10 g) = 0.274 mW/g

Maximum value of SAR (measured) = 1.84 mW/g



0 dB = 1.84mW/g

WiFi 5 GHz

Frequency: 5805 MHz; Duty Cycle: 1:1; Room Ambient Temperature: 25.0°C; Liquid Temperature: 24.0°C
 Medium parameters used: $f = 5805 \text{ MHz}$; $\sigma = 5.92 \text{ mho/m}$; $\epsilon_r = 46$; $\rho = 1000 \text{ kg/m}^3$;

DASY4 Configuration:

- Area Scan setting - Find Secondary Maximum Within: 2.0 dB and with a peak SAR value greater than 0.0012W/kg
- Electronics: DAE3 Sn500; Calibrated: 6/13/2012
- Probe: EX3DV4 - SN3749; ConvF(3.81, 3.81, 3.81); Calibrated: 1/27/2012
- Sensor-Surface: 2.5mm (Mechanical Surface Detection)Sensor-Surface: 2mm (Mechanical Surface Detection)
- Phantom: Flat Phantom ELI4.0; Type: QDOVA001BB; Serial: SN:1017

Aux_Edge 4_802.11a_ch 161/Area Scan (10x11x1): Measurement grid: dx=10mm, dy=10mm

Maximum value of SAR (measured) = 1.97 mW/g

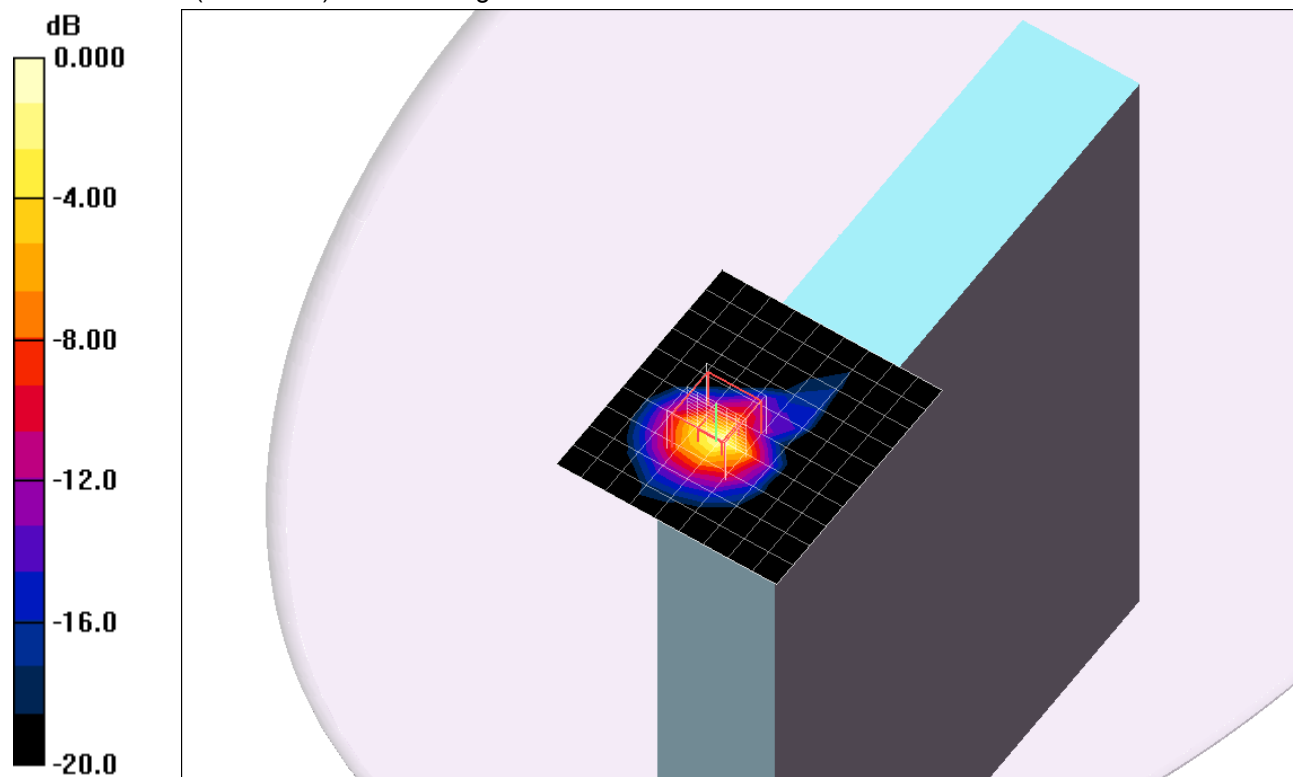
Aux_Edge 4_802.11a_ch 161/Zoom Scan (7x7x12)/Cube 0: Measurement grid: dx=4mm, dy=4mm, dz=2mm

Reference Value = 19.7 V/m; Power Drift = 0.078 dB

Peak SAR (extrapolated) = 5.53 W/kg

SAR(1 g) = 1.1 mW/g; SAR(10 g) = 0.305 mW/g

Maximum value of SAR (measured) = 2.31 mW/g



0 dB = 2.31mW/g

WiFi 5 GHz

Frequency: 5745 MHz; Duty Cycle: 1:1; Room Ambient Temperature: 25.0°C; Liquid Temperature: 24.0°C
 Medium parameters used: $f = 5745 \text{ MHz}$; $\sigma = 5.95 \text{ mho/m}$; $\epsilon_r = 47.7$; $\rho = 1000 \text{ kg/m}^3$;

DASY4 Configuration:

- Area Scan setting - Find Secondary Maximum Within: 2.0 dB and with a peak SAR value greater than 0.0012W/kg
- Electronics: DAE3 Sn500; Calibrated: 6/13/2012
- Probe: EX3DV4 - SN3749; ConvF(3.81, 3.81, 3.81); Calibrated: 1/27/2012
- Sensor-Surface: 2.5mm (Mechanical Surface Detection (Locations From Previous Scan Used))Sensor-Surface: 2mm (Mechanical Surface Detection)
- Phantom: Flat Phantom ELI4.0; Type: QDOVA001BB; Serial: SN:1017

Aux_45 deg. Vertex @ Bottom Left_802.11a_ch 149/Area Scan (10x10x1): Measurement grid:

dx=10mm, dy=10mm

Maximum value of SAR (measured) = 1.15 mW/g

Aux_45 deg. Vertex @ Bottom Left_802.11a_ch 149/Zoom Scan (7x7x12)/Cube 0:

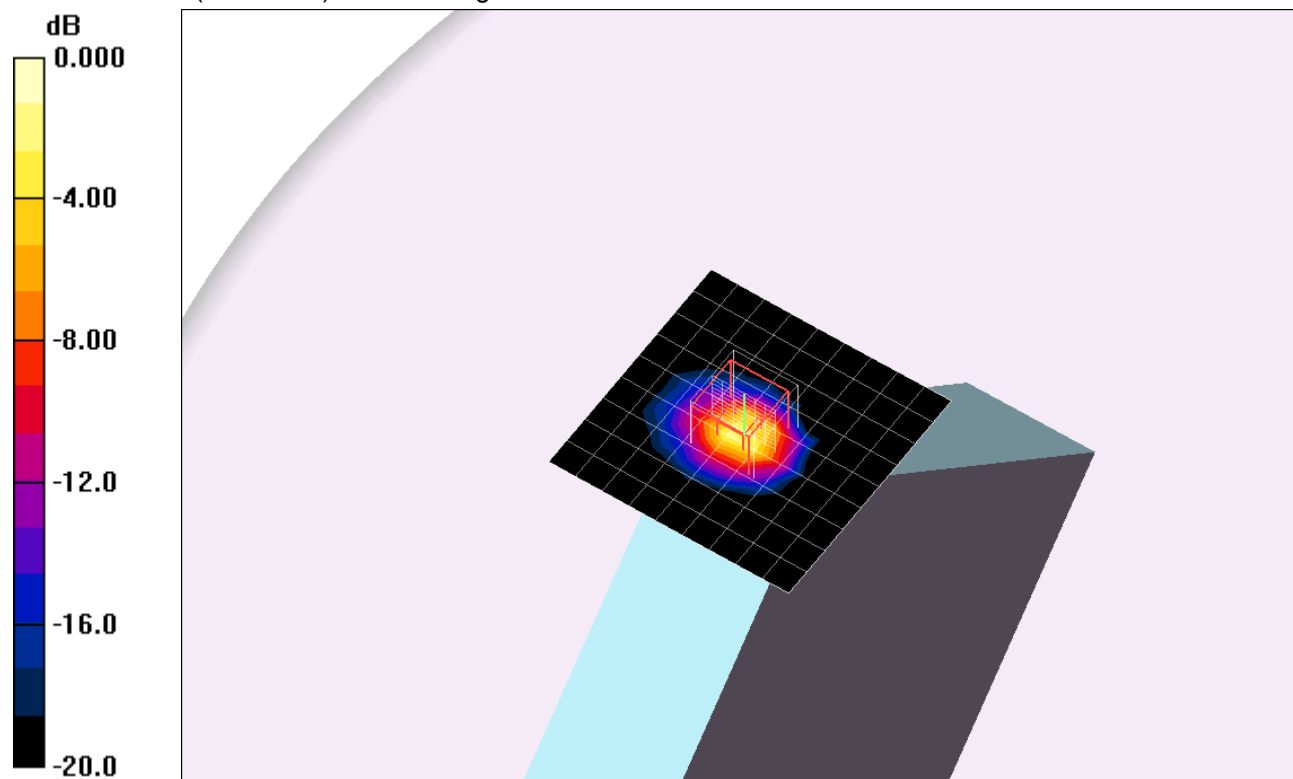
Measurement grid: dx=4mm, dy=4mm, dz=2mm

Reference Value = 16.0 V/m; Power Drift = -0.127 dB

Peak SAR (extrapolated) = 4.37 W/kg

SAR(1 g) = 0.873 mW/g; SAR(10 g) = 0.231 mW/g

Maximum value of SAR (measured) = 1.83 mW/g



WiFi 5 GHz

Frequency: 5785 MHz; Duty Cycle: 1:1; Room Ambient Temperature: 25.0°C; Liquid Temperature: 24.0°C
 Medium parameters used: $f = 5785 \text{ MHz}$; $\sigma = 5.99 \text{ mho/m}$; $\epsilon_r = 47.5$; $\rho = 1000 \text{ kg/m}^3$;

DASY4 Configuration:

- Area Scan setting - Find Secondary Maximum Within: 2.0 dB and with a peak SAR value greater than 0.0012W/kg
- Electronics: DAE3 Sn500; Calibrated: 6/13/2012
- Probe: EX3DV4 - SN3749; ConvF(3.81, 3.81, 3.81); Calibrated: 1/27/2012
- Sensor-Surface: 2.5mm (Mechanical Surface Detection (Locations From Previous Scan Used))Sensor-Surface: 2mm (Mechanical Surface Detection)
- Phantom: Flat Phantom ELI4.0; Type: QDOVA001BB; Serial: SN:1017

Aux_45 deg. Vertex @ Bottom Left_802.11a_ch 157/Area Scan (10x10x1): Measurement grid:

dx=10mm, dy=10mm

Maximum value of SAR (measured) = 1.71 mW/g

Aux_45 deg. Vertex @ Bottom Left_802.11a_ch 157/Zoom Scan (7x7x12)/Cube 0:

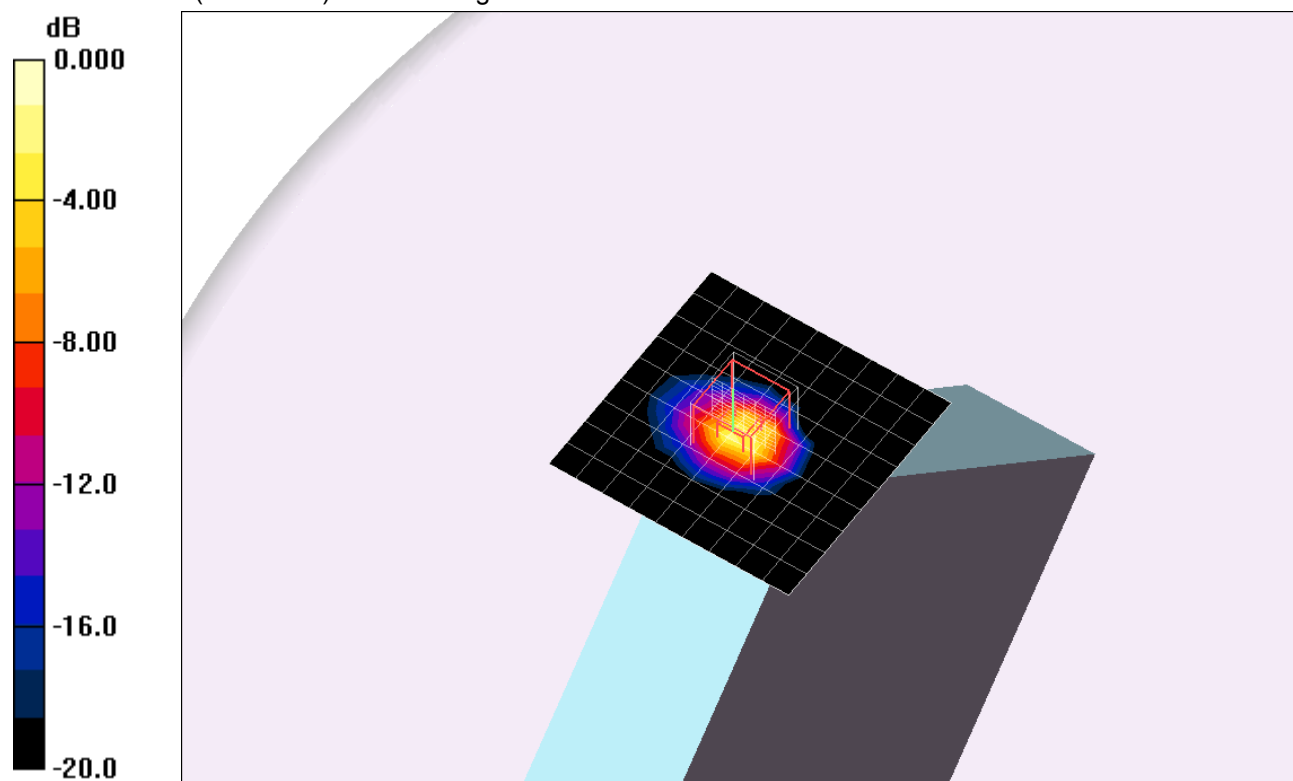
Measurement grid: dx=4mm, dy=4mm, dz=2mm

Reference Value = 19.3 V/m; Power Drift = -0.079 dB

Peak SAR (extrapolated) = 6.48 W/kg

SAR(1 g) = 1.29 mW/g; SAR(10 g) = 0.339 mW/g

Maximum value of SAR (measured) = 2.72 mW/g



0 dB = 2.72mW/g

WiFi 5 GHz

Frequency: 5805 MHz; Duty Cycle: 1:1; Room Ambient Temperature: 25.0°C; Liquid Temperature: 24.0°C
Medium parameters used: $f = 5805$ MHz; $\sigma = 5.92$ mho/m; $\epsilon_r = 46$; $\rho = 1000$ kg/m³ ;

DASY4 Configuration:

- Area Scan setting - Find Secondary Maximum Within: 2.0 dB and with a peak SAR value greater than 0.0012W/kg
- Electronics: DAE3 Sn500; Calibrated: 6/13/2012
- Probe: EX3DV4 - SN3749; ConvF(3.81, 3.81, 3.81); Calibrated: 1/27/2012
- Sensor-Surface: 2.5mm (Mechanical Surface Detection (Locations From Previous Scan Used))Sensor-Surface: 2mm (Mechanical Surface Detection)
- Phantom: Flat Phantom ELI4.0; Type: QDOVA001BB; Serial: SN:1017

Aux_45 deg. Vertex @ Bottom Left_802.11a_ch 161/Area Scan (10x10x1): Measurement grid:

dx=10mm, dy=10mm

Maximum value of SAR (measured) = 2.02 mW/g

Aux_45 deg. Vertex @ Bottom Left_802.11a_ch 161/Zoom Scan (7x7x12)/Cube 0:

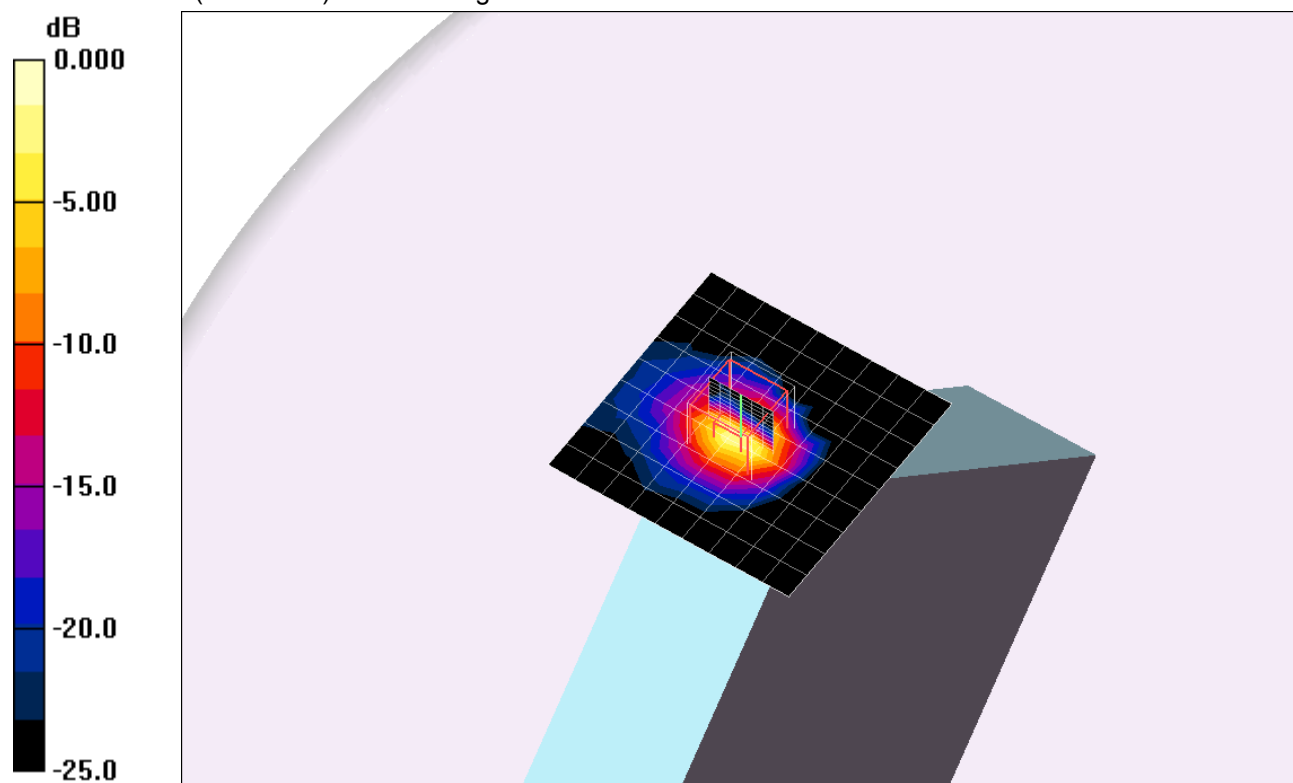
Measurement grid: dx=4mm, dy=4mm, dz=2mm

Reference Value = 20.4 V/m; Power Drift = -0.15 dB

Peak SAR (extrapolated) = 6.81 W/kg

SAR(1 g) = 1.41 mW/g; SAR(10 g) = 0.383 mW/g

Maximum value of SAR (measured) = 2.92 mW/g



0 dB = 2.92mW/g

WiFi 5 GHz

Frequency: 5805 MHz; Duty Cycle: 1:1

Aux_Edge 4_802.11a_ch 161/Z Scan (1x1x21): Measurement grid: dx=20mm, dy=20mm, dz=5mm
Maximum value of SAR (measured) = 1.96 mW/g

