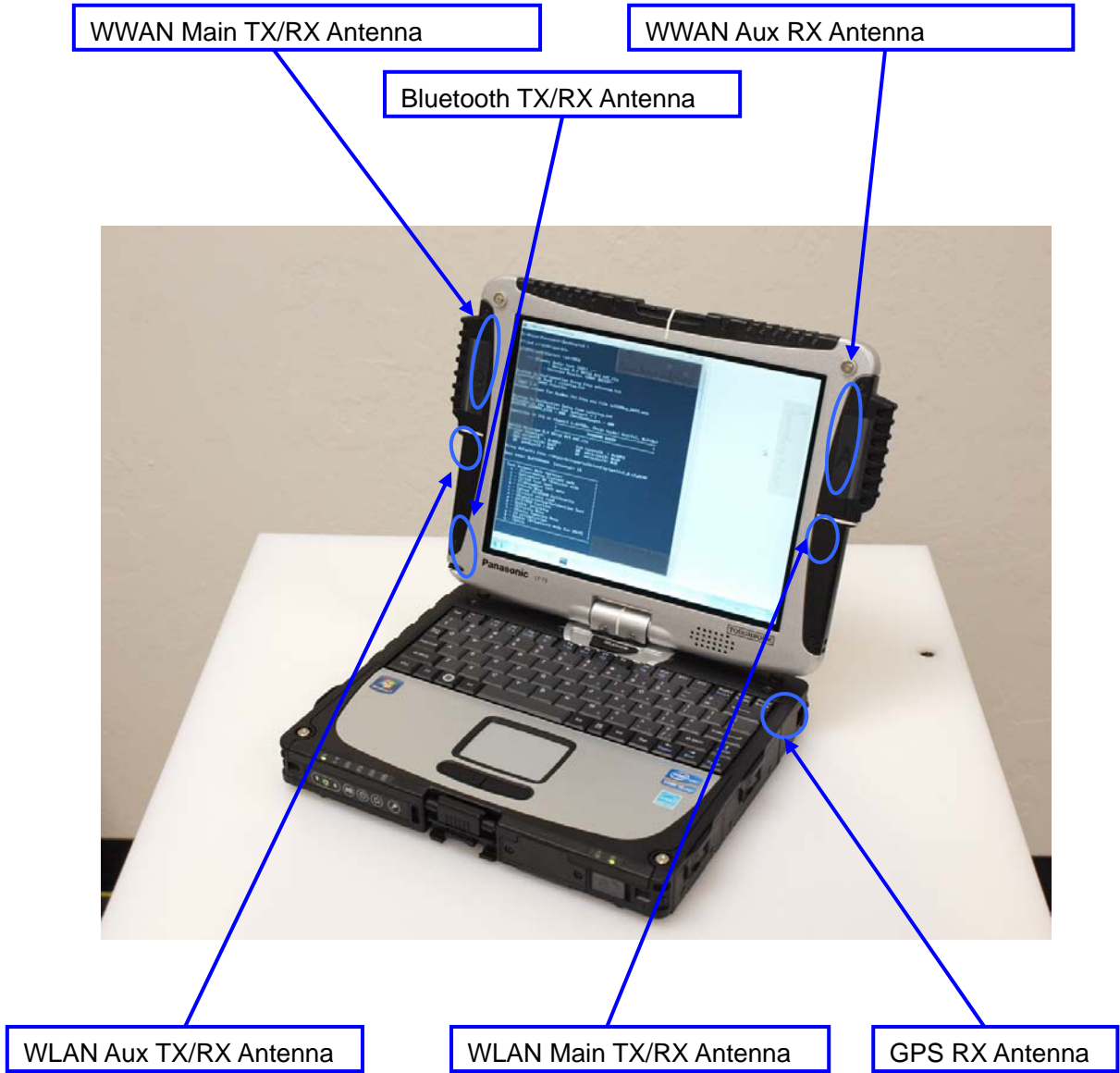
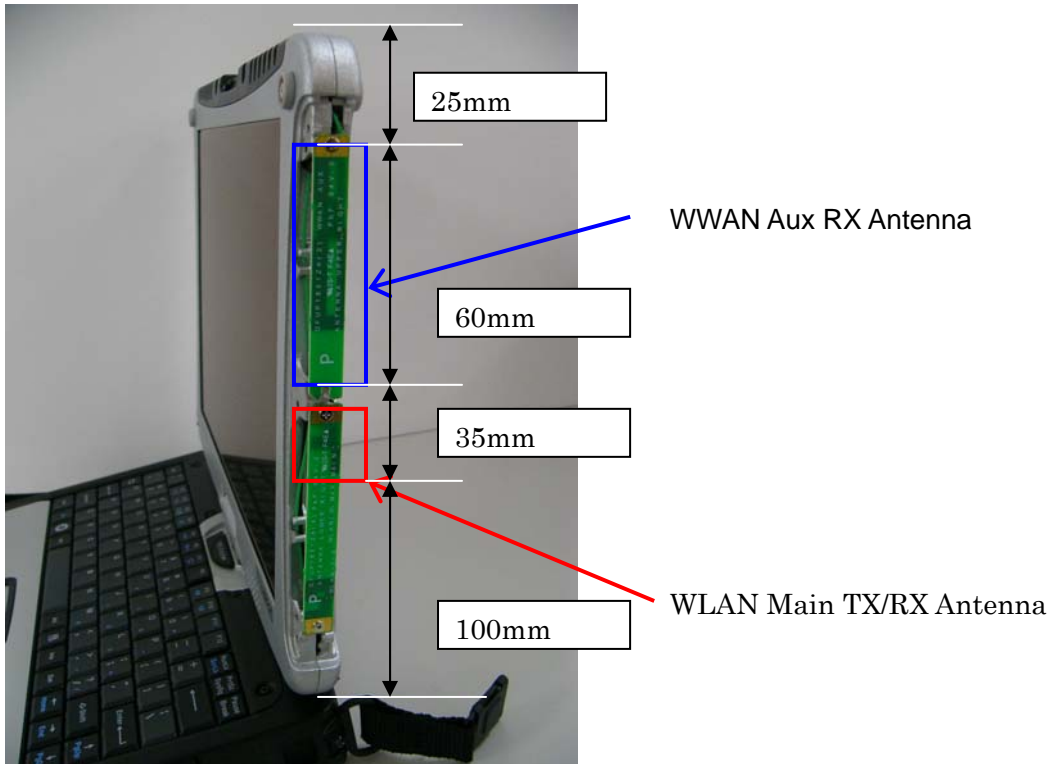


CF-19 Antenna Position and Distance



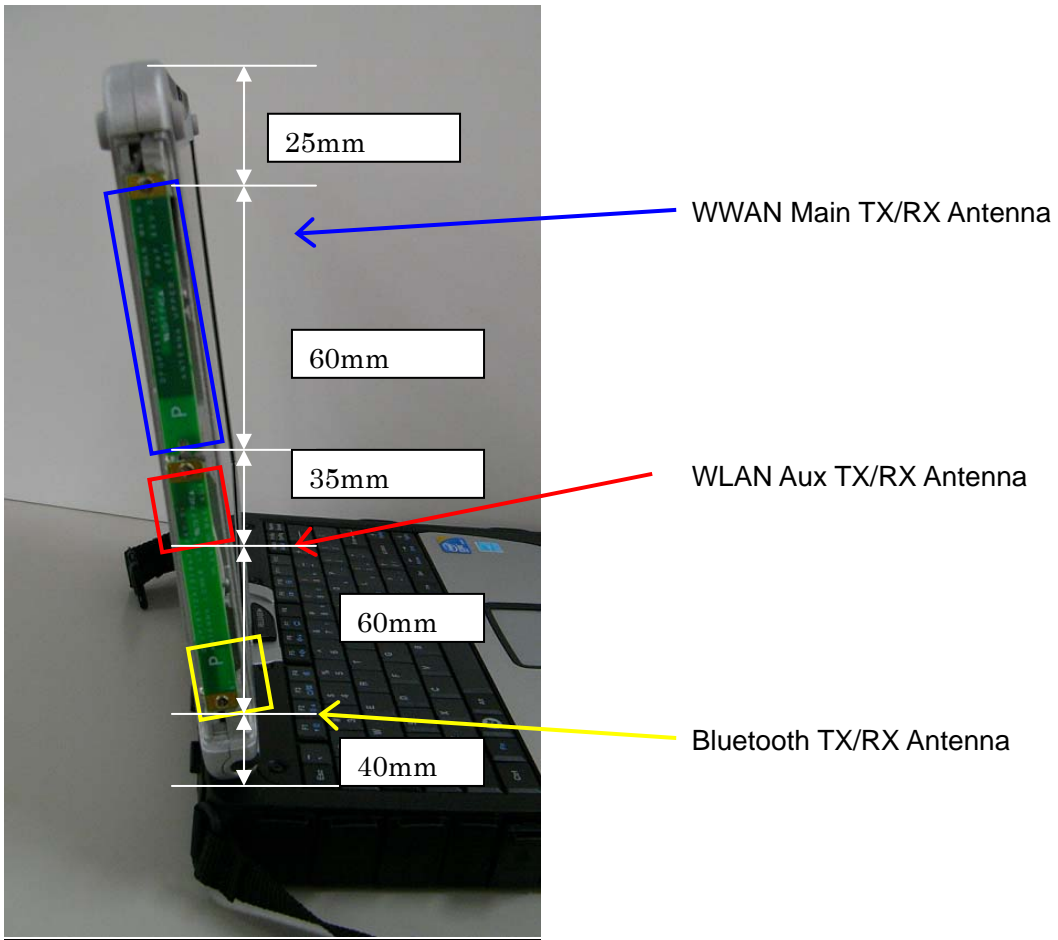


WWAN Aux RX Antenna



WLAN Main TX/RX Antenna

(IMPORTANT : WLAN 3rd antenna is not used together with WLAN module WL11A. It can't be activated because the wiring between WLAN 3rd antenna and WLAN module WL11A is cut. And when WLAN module WL11A is mounted, any WiMax module is not mounted in the same Host device.)



WWAN Main TX/RX Antenna



WLAN Aux TX/RX Antenna



Bluetooth TX/RX Antenna

Antenna Specification

WLAN Main TX/RX Antenna: PIFA Antenna

(0.86dBi max 2.4GHz)

(0.17dBi max 5.15-5.35GHz)

(-0.25dBi max 5.50-5.70GHz)

(-0.25Bi max 5.700-5825GHz)

WLAN Aux TX/RX Antenna: PIFA Antenna

(2.93dBi max 2.4GHz)

(3.57dBi max 5.15-5.35GHz)

(3.55dBi max 5.50-5.70GHz)

(3.33dBi max 5.700-5.825GHz)

Bluetooth TX/RX Antenna: Inverted-F type Antenna

(0.80dBi max)

WWAN Main TX/RX Antenna: PCB Antenna

(1.86 dBi max 2500MHz)

WWAN Aux RX Antenna: Pattern Antenna (RX only)

GPS RX Antenna: Module Antenna