

Test Laboratory: UL CCS SAR Lab C

20111027_ELI-B_SystemPerformanceCheck-D2600V2 SN 1036

Communication System: CW; Frequency: 2600 MHz; Duty Cycle: 1:1
 Medium parameters used: $f = 2600$ MHz; $\sigma = 2.097$ mho/m; $\epsilon_r = 52.963$; $\rho = 1000$ kg/m³
 Phantom section: Flat Section

Room Ambient Temperature: 24.0 deg. C; Liquid Temperature: 23.0 deg. C

DASY5 Configuration:

- Area Scan setting - Find Secondary Maximum Within: 2.0 dB and with a peak SAR value greater than 0.0012W/kg
- Probe: EX3DV4 - SN3772; ConvF(6.3, 6.3, 6.3); Calibrated: 5/3/2011
- Sensor-Surface: 2.5mm (Mechanical Surface Detection)
- Electronics: DAE4 Sn1239; Calibrated: 10/18/2011
- Phantom: ELI v4.0 (B); Type: QDOVA001BB; Serial: 1121
- Measurement SW: DASY52, Version 52.6 (2); SEMCAD X Version 14.4.5 (3634)

Body/Pin=100 mW/Area Scan (61x61x1): Measurement grid: dx=15mm, dy=15mm

Maximum value of SAR (interpolated) = 8.309 mW/g

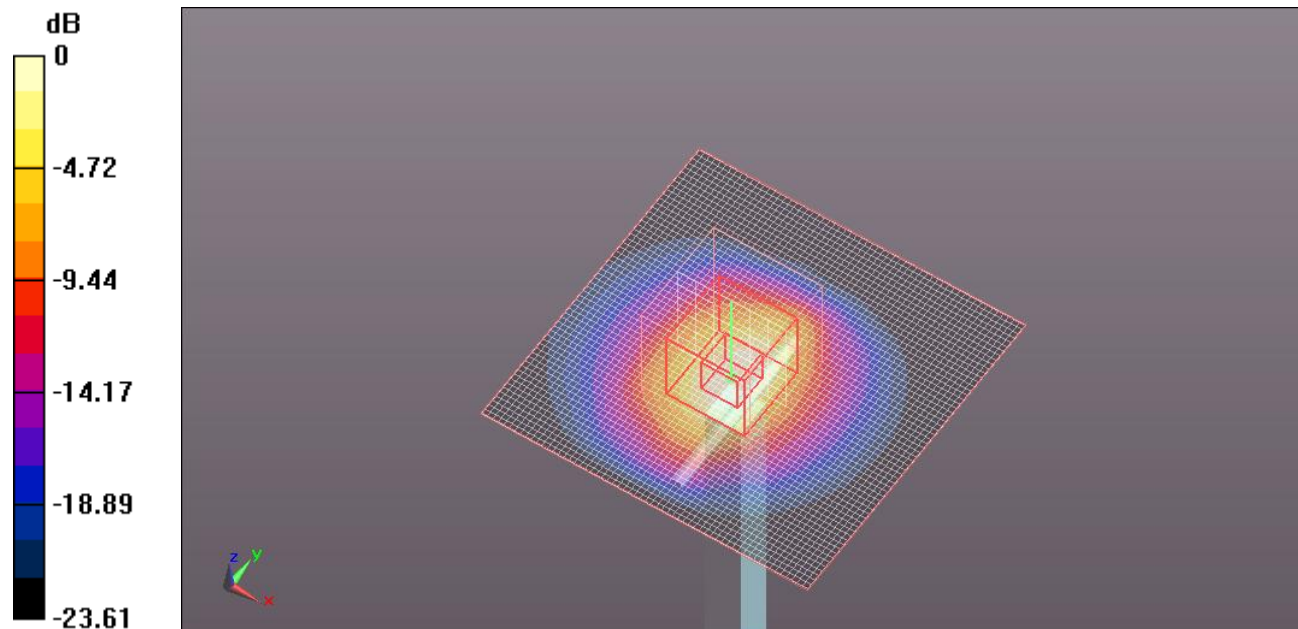
Body/Pin=100 mW/Zoom Scan (7x7x7)/Cube 0: Measurement grid: dx=5mm, dy=5mm, dz=5mm

Reference Value = 60.886 V/m; Power Drift = -0.10 dB

Peak SAR (extrapolated) = 12.490 W/kg

SAR(1 g) = 5.69 mW/g; SAR(10 g) = 2.5 mW/g

Maximum value of SAR (measured) = 8.300 mW/g



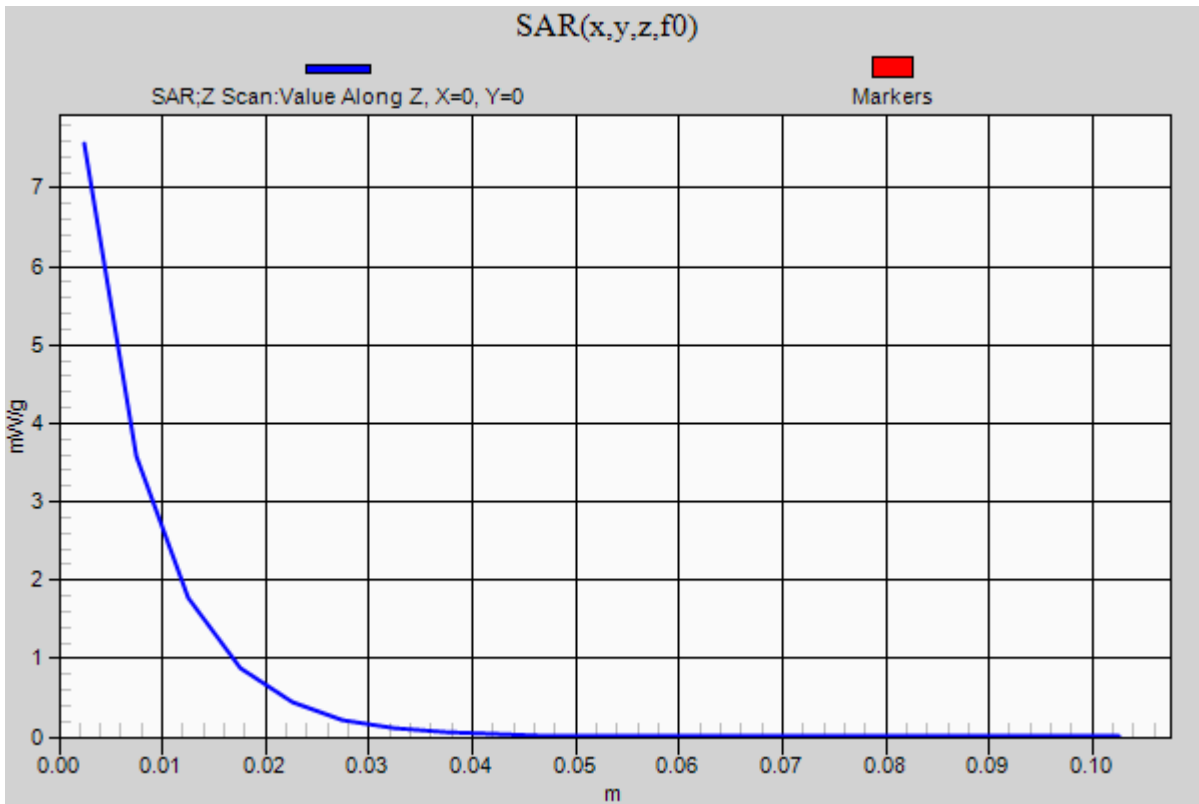
0 dB = 8.300mW/g

Test Laboratory: UL CCS SAR Lab C

20111027_ELI-B_SystemPerformanceCheck-D2600V2 SN 1036

Communication System: CW; Frequency: 2600 MHz; Duty Cycle: 1:1

Body/Pin=100 mW/Z Scan (1x1x21): Measurement grid: dx=20mm, dy=20mm, dz=5mm
Maximum value of SAR (measured) = 7.566 mW/g



Test Laboratory: UL CCS SAR Lab C

20111028_ELI-B_SystemPerformanceCheck-D2600V2 SN 1036

Communication System: CW; Frequency: 2600 MHz; Duty Cycle: 1:1
 Medium parameters used: $f = 2600$ MHz; $\sigma = 2.161$ mho/m; $\epsilon_r = 52.399$; $\rho = 1000$ kg/m³
 Phantom section: Flat Section

Room Ambient Temperature: 24.0 deg. C; Liquid Temperature: 23.0 deg. C

DASY5 Configuration:

- Area Scan setting - Find Secondary Maximum Within: 2.0 dB and with a peak SAR value greater than 0.0012W/kg
- Probe: EX3DV4 - SN3772; ConvF(6.3, 6.3, 6.3); Calibrated: 5/3/2011
- Sensor-Surface: 2.5mm (Mechanical Surface Detection)
- Electronics: DAE4 Sn1239; Calibrated: 10/18/2011
- Phantom: ELI v4.0 (B); Type: QDOVA001BB; Serial: 1121
- Measurement SW: DASY52, Version 52.6 (2); SEMCAD X Version 14.4.5 (3634)

Body/Pin=100 mW/Area Scan (61x61x1): Measurement grid: dx=15mm, dy=15mm

Maximum value of SAR (interpolated) = 8.317 mW/g

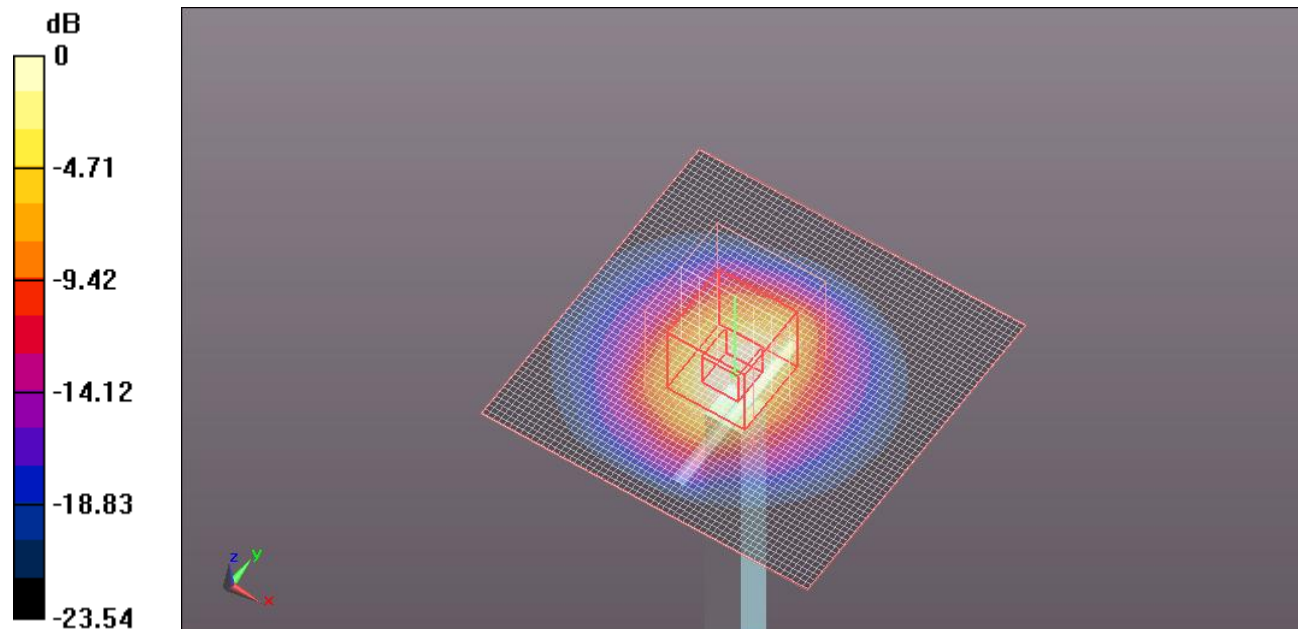
Body/Pin=100 mW/Zoom Scan (7x7x7)/Cube 0: Measurement grid: dx=5mm, dy=5mm, dz=5mm

Reference Value = 61.836 V/m; Power Drift = -0.02 dB

Peak SAR (extrapolated) = 12.731 W/kg

SAR(1 g) = 5.86 mW/g; SAR(10 g) = 2.59 mW/g

Maximum value of SAR (measured) = 8.488 mW/g



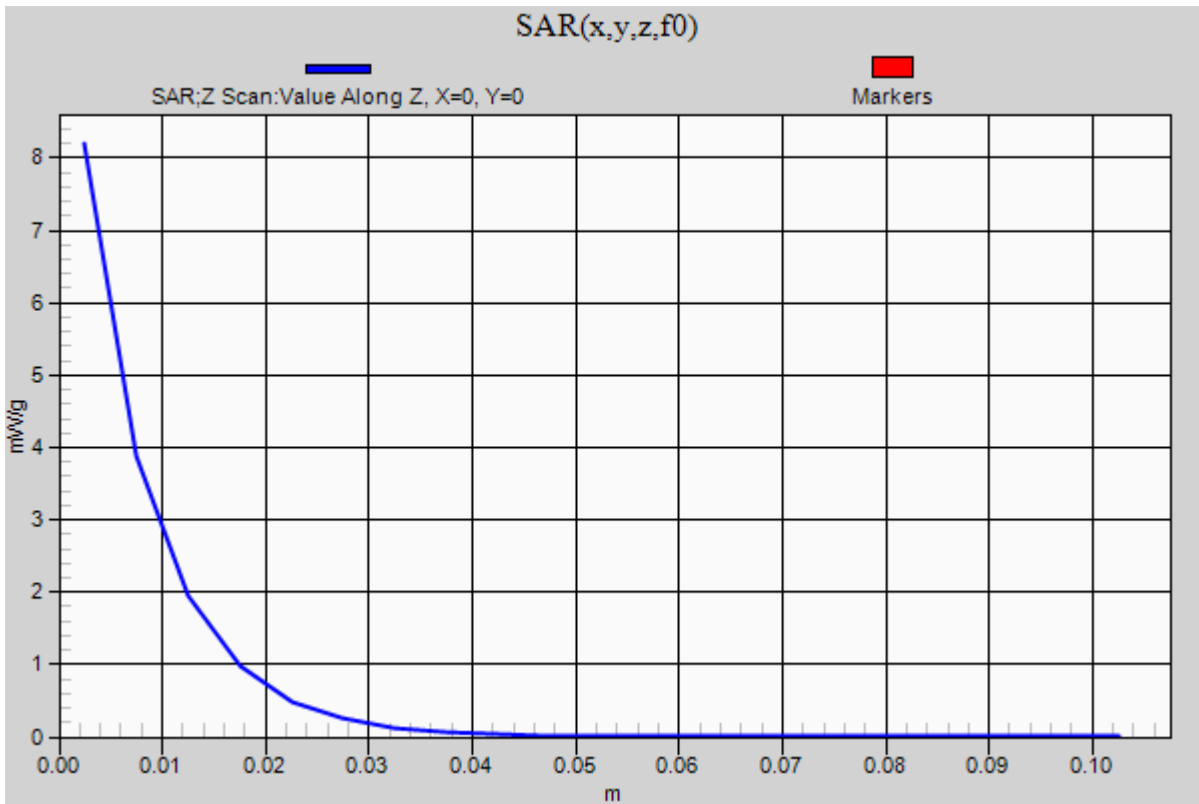
0 dB = 8.490mW/g

Test Laboratory: UL CCS SAR Lab C

20111028_ELI-B_SystemPerformanceCheck-D2600V2 SN 1036

Communication System: CW; Frequency: 2600 MHz; Duty Cycle: 1:1

Body/Pin=100 mW/Z Scan (1x1x21): Measurement grid: dx=20mm, dy=20mm, dz=5mm
Maximum value of SAR (measured) = 8.198 mW/g



Test Laboratory: UL CCS SAR Lab C

20111029_ELI-B_SystemPerformanceCheck-D2600V2 SN 1036

Communication System: CW; Frequency: 2600 MHz; Duty Cycle: 1:1
 Medium parameters used: $f = 2600$ MHz; $\sigma = 2.098$ mho/m; $\epsilon_r = 52.469$; $\rho = 1000$ kg/m³
 Phantom section: Flat Section

Room Ambient Temperature: 24.0 deg. C; Liquid Temperature: 23.0 deg. C

DASY5 Configuration:

- Area Scan setting - Find Secondary Maximum Within: 2.0 dB and with a peak SAR value greater than 0.0012W/kg
- Probe: EX3DV4 - SN3772; ConvF(6.3, 6.3, 6.3); Calibrated: 5/3/2011
- Sensor-Surface: 2.5mm (Mechanical Surface Detection)
- Electronics: DAE4 Sn1239; Calibrated: 10/18/2011
- Phantom: ELI v4.0 (B); Type: QDOVA001BB; Serial: 1121
- Measurement SW: DASY52, Version 52.6 (2); SEMCAD X Version 14.4.5 (3634)

Body/Pin=100 mW/Area Scan (61x61x1): Measurement grid: dx=15mm, dy=15mm

Maximum value of SAR (interpolated) = 8.465 mW/g

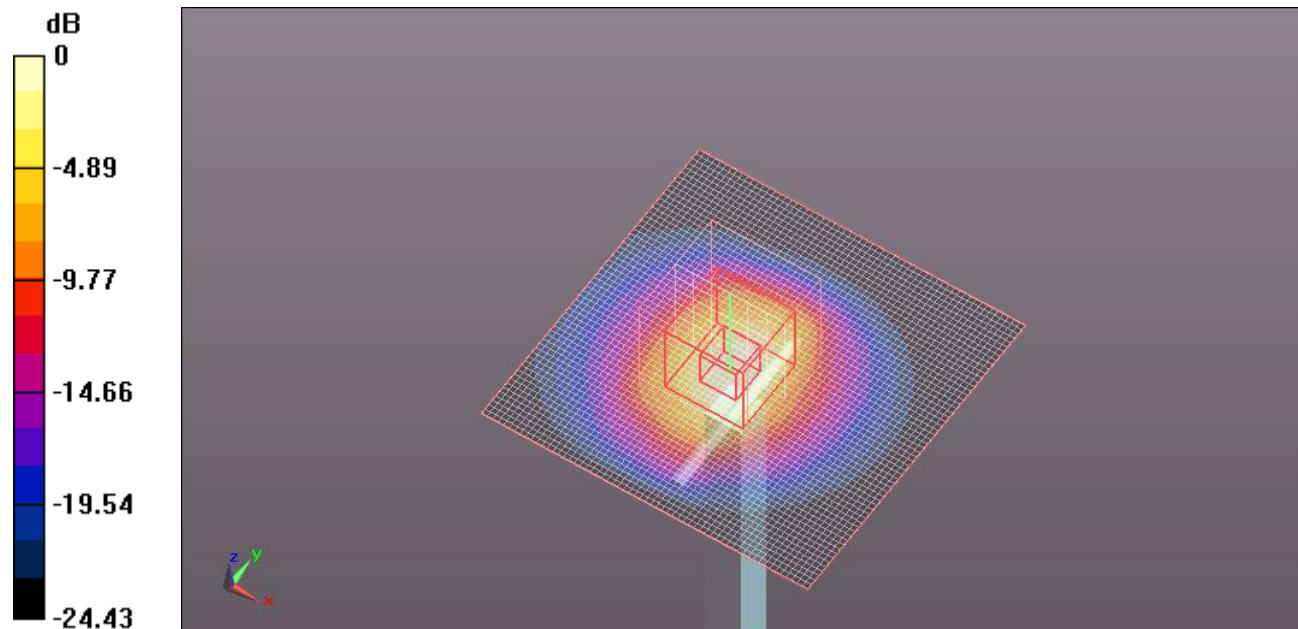
Body/Pin=100 mW/Zoom Scan (7x7x7)/Cube 0: Measurement grid: dx=5mm, dy=5mm, dz=5mm

Reference Value = 63.825 V/m; Power Drift = 0.0089 dB

Peak SAR (extrapolated) = 13.290 W/kg

SAR(1 g) = 5.91 mW/g; SAR(10 g) = 2.56 mW/g

Maximum value of SAR (measured) = 8.683 mW/g



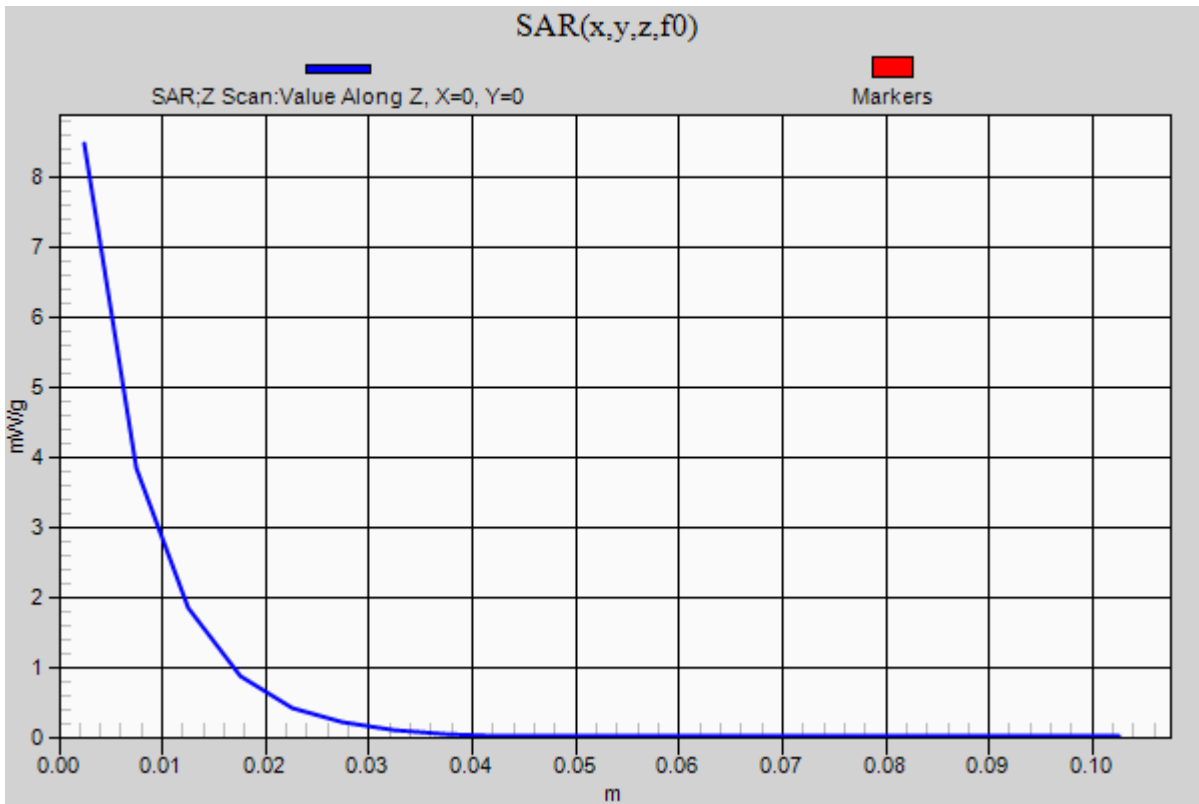
0 dB = 8.680mW/g

Test Laboratory: UL CCS SAR Lab C

20111029_ELI-B_SystemPerformanceCheck-D2600V2 SN 1036

Communication System: CW; Frequency: 2600 MHz; Duty Cycle: 1:1

Body/Pin=100 mW/Z Scan (1x1x21): Measurement grid: dx=20mm, dy=20mm, dz=5mm
Maximum value of SAR (measured) = 8.463 mW/g



Test Laboratory: UL CCS SAR Lab C

20111031_ELI-B_SystemPerformanceCheck-D2600V2 SN 1036

Communication System: CW; Frequency: 2600 MHz; Duty Cycle: 1:1
 Medium parameters used: $f = 2600$ MHz; $\sigma = 2.17$ mho/m; $\epsilon_r = 52.787$; $\rho = 1000$ kg/m³
 Phantom section: Flat Section

Room Ambient Temperature: 24.0 deg. C; Liquid Temperature: 23.0 deg. C

DASY5 Configuration:

- Area Scan setting - Find Secondary Maximum Within: 2.0 dB and with a peak SAR value greater than 0.0012W/kg
- Probe: EX3DV4 - SN3772; ConvF(6.3, 6.3, 6.3); Calibrated: 5/3/2011
- Sensor-Surface: 2.5mm (Mechanical Surface Detection)
- Electronics: DAE4 Sn1239; Calibrated: 10/18/2011
- Phantom: ELI v4.0 (B); Type: QDOVA001BB; Serial: 1121
- Measurement SW: DASY52, Version 52.6 (2); SEMCAD X Version 14.4.5 (3634)

Body/Pin=100 mW/Area Scan (61x61x1): Measurement grid: dx=15mm, dy=15mm

Maximum value of SAR (interpolated) = 8.485 mW/g

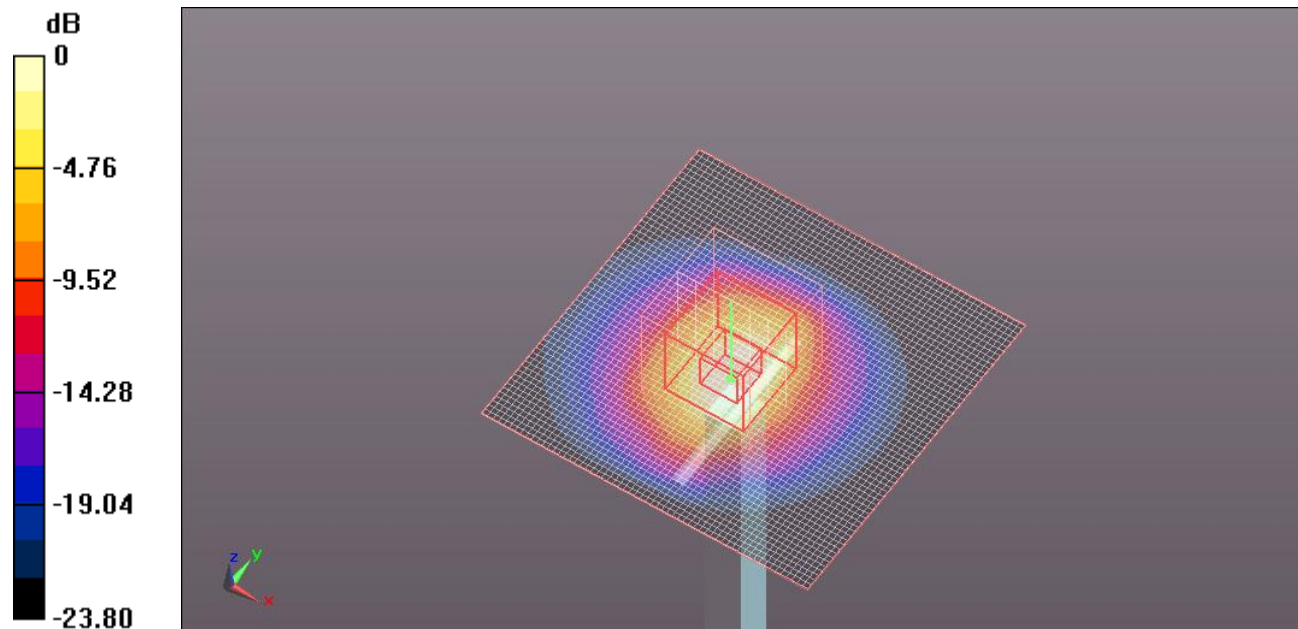
Body/Pin=100 mW/Zoom Scan (7x7x7)/Cube 0: Measurement grid: dx=5mm, dy=5mm, dz=5mm

Reference Value = 61.639 V/m; Power Drift = -0.03 dB

Peak SAR (extrapolated) = 12.856 W/kg

SAR(1 g) = 5.91 mW/g; SAR(10 g) = 2.61 mW/g

Maximum value of SAR (measured) = 8.512 mW/g



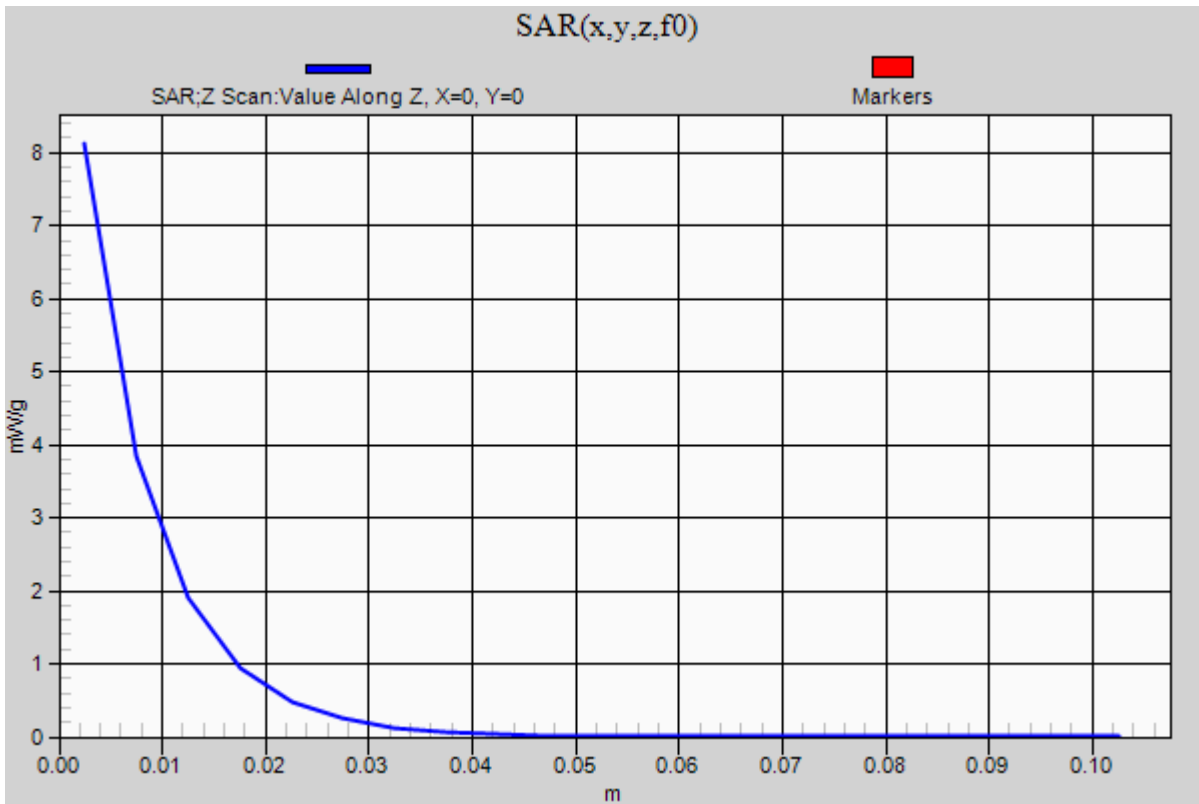
0 dB = 8.510mW/g

Test Laboratory: UL CCS SAR Lab C

20111031_ELI-B_SystemPerformanceCheck-D2600V2 SN 1036

Communication System: CW; Frequency: 2600 MHz; Duty Cycle: 1:1

Body/Pin=100 mW/Z Scan (1x1x21): Measurement grid: dx=20mm, dy=20mm, dz=5mm
Maximum value of SAR (measured) = 8.122 mW/g



Test Laboratory: UL CCS SAR Lab C

2012 01 05_SystemPerformanceCheck-D2600V2 SN 1036

Communication System: CW; Frequency: 2600 MHz; Duty Cycle: 1:1
 Medium parameters used: $f = 2600$ MHz; $\sigma = 2.18$ mho/m; $\epsilon_r = 52.966$; $\rho = 1000$ kg/m³
 Phantom section: Flat Section

Room Ambient Temperature: 24.0 deg. C; Liquid Temperature: 23.0 deg. C

DASY5 Configuration:

- Area Scan setting - Find Secondary Maximum Within: 2.0 dB and with a peak SAR value greater than 0.0012W/kg
- Probe: EX3DV4 - SN3772; ConvF(6.3, 6.3, 6.3); Calibrated: 5/3/2011
- Sensor-Surface: 2.5mm (Mechanical Surface Detection)
- Electronics: DAE4 Sn1239; Calibrated: 10/18/2011
- Phantom: ELI v5.0 (A); Type: QDOVA001BB; Serial: 1117
- Measurement SW: DASY52, Version 52.8 (0); SEMCAD X Version 14.6.4 (4989)

Body/Pin=100 mW/Area Scan (61x61x1): Measurement grid: dx=15mm, dy=15mm

Maximum value of SAR (interpolated) = 8.049 mW/g

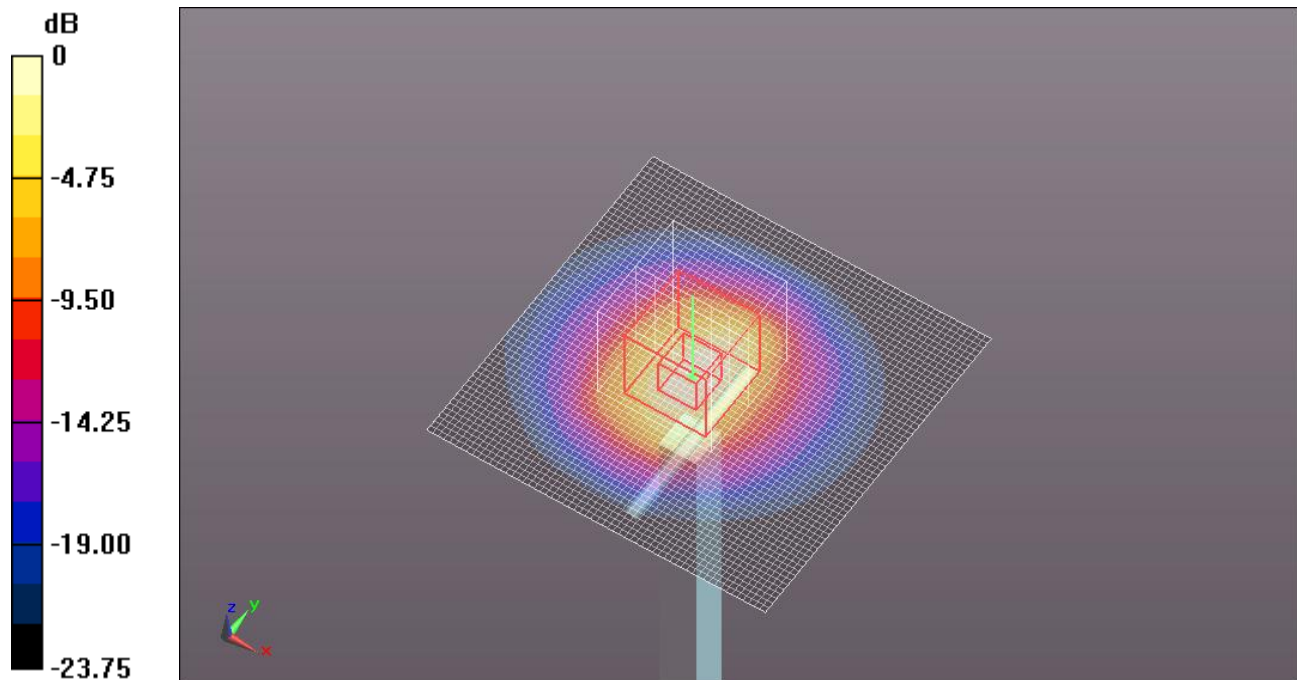
Body/Pin=100 mW/Zoom Scan (7x7x7)/Cube 0: Measurement grid: dx=5mm, dy=5mm, dz=5mm

Reference Value = 62.283 V/m; Power Drift = -0.04 dB

Peak SAR (extrapolated) = 12.6870

SAR(1 g) = 5.8 mW/g; SAR(10 g) = 2.56 mW/g

Maximum value of SAR (measured) = 8.443 mW/g



0 dB = 8.440mW/g = 18.53 dB mW/g

Test Laboratory: UL CCS SAR Lab C

2012 01 05_SystemPerformanceCheck-D2600V2 SN 1036

Communication System: CW; Frequency: 2600 MHz; Duty Cycle: 1:1

Body/Pin=100 mW/Z Scan (1x1x21): Measurement grid: dx=20mm, dy=20mm, dz=5mm
Maximum value of SAR (measured) = 5.063 mW/g

