

## 15.1 System Performance Check Plots

### 20180130 Body 5250MHz System Check Power 100mW

Communication System: UID 0, CW (0); Communication System Band: D5GHz (5000.0 - 6000.0 MHz);

Frequency: 5250 MHz; Duty Cycle: 1:1

Medium parameters used:  $f = 5250$  MHz;  $\sigma = 5.505$  S/m;  $\epsilon_r = 47.52$ ;  $\rho = 1000$  kg/m<sup>3</sup>

Phantom section: Flat Section

Measurement Standard: DASYS (IEEE/IEC/ANSI C63.19-2011)

DASY5 Configuration

Probe: EX3DV4 - SN3922; ConvF(5.05, 5.05, 5.05); Calibrated: 2017/11/15;

Sensor-Surface: 1.4mm (Mechanical Surface Detection), Sensor-Surface: 0mm (Fix Surface)

Electronics: DAE4 Sn1372; Calibrated: 2017/06/13

Phantom: ELI v5.0 TP1207 (30deg probe tilt); Type: QDOVA002AA; Serial: TP:1207

Measurement SW: DASYS2, Version 52.8 (8); SEMCAD X Version 14.6.10 (7331)

**Area Scan (91x91x1):** Interpolated grid: dx=1.000 mm, dy=1.000 mm

Maximum value of SAR (interpolated) = 17.4 W/kg

**Zoom Scan (4x4x1.4mm, graded), dist=1.4mm (8x8x7)/Cube 0:** Measurement grid: dx=4mm, dy=4mm, dz=1.4mm

Reference Value = 62.76 V/m; Power Drift = 0.03 dB

Peak SAR (extrapolated) = 30.4 W/kg

**SAR(1 g) = 7.06 W/kg; SAR(10 g) = 1.99 W/kg**

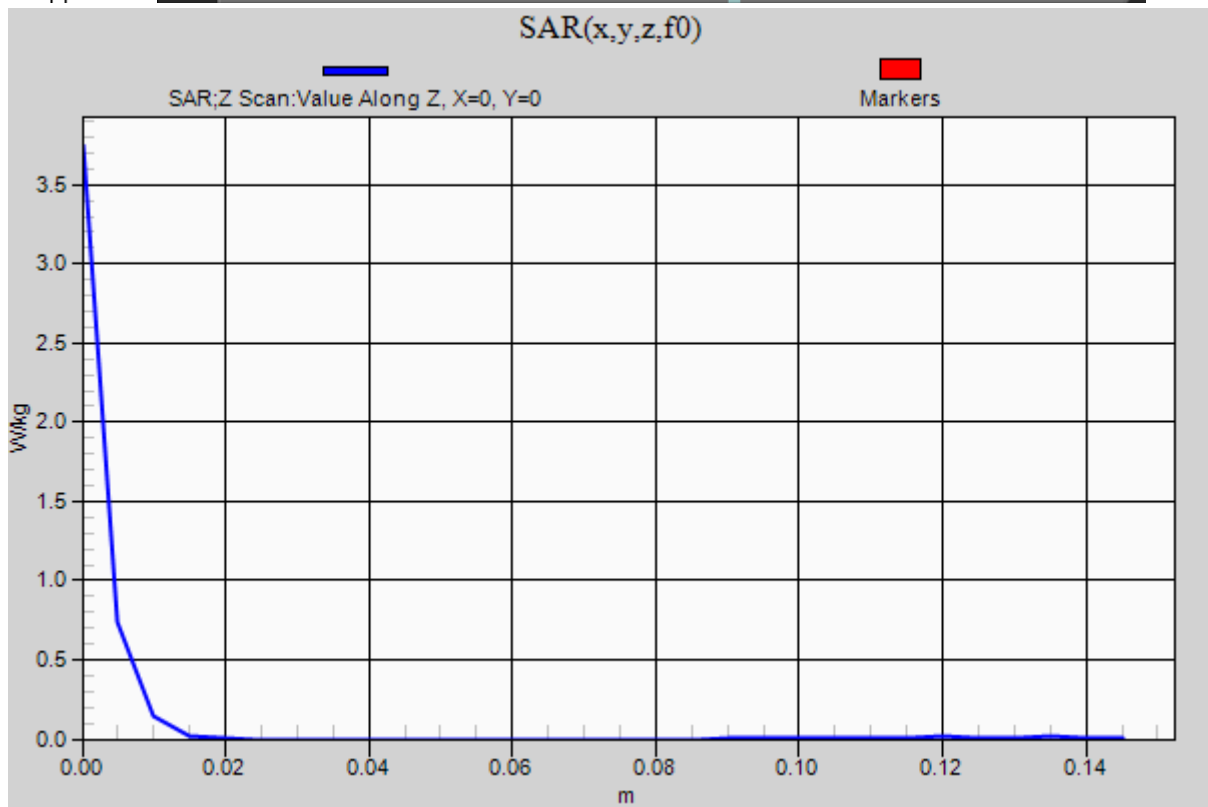
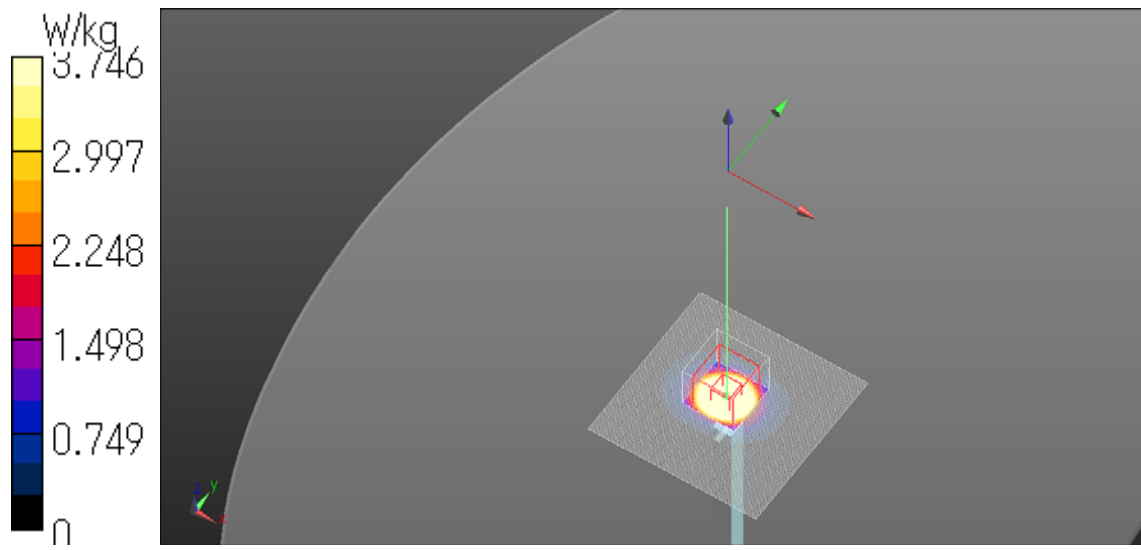
Maximum value of SAR (measured) = 17.6 W/kg

**Z Scan (1x1x31):** Measurement grid: dx=20mm, dy=20mm, dz=5mm

Maximum value of SAR (measured) = 3.75 W/kg

Date: 2018/01/30

Ambient Temp. : 24.0 degree.C. Liquid Temp.; 23.5 degree.C.



**20180131 Body 5600MHz System Check Power 100mW**

Communication System: UID 0, CW (0); Communication System Band: D5GHz (5000.0 - 6000.0 MHz);

Frequency: 5600 MHz; Duty Cycle: 1:1

Medium parameters used:  $f = 5600$  MHz;  $\sigma = 5.846$  S/m;  $\epsilon_r = 47.331$ ;  $\rho = 1000$  kg/m<sup>3</sup>

Phantom section: Flat Section

Measurement Standard: DASYS5 (IEEE/IEC/ANSI C63.19-2011)

DASY5 Configuration

Probe: EX3DV4 - SN3922; ConvF(4.29, 4.29, 4.29); Calibrated: 2017/11/15;

Sensor-Surface: 1.4mm (Mechanical Surface Detection), Sensor-Surface: 0mm (Fix Surface)

Electronics: DAE4 Sn1372; Calibrated: 2017/06/13

Phantom: ELI v5.0 TP1207 (30deg probe tilt); Type: QDOVA002AA; Serial: TP:1207

Measurement SW: DASYS2, Version 52.8 (8); SEMCAD X Version 14.6.10 (7331)

**Area Scan (91x91x1):** Interpolated grid: dx=1.000 mm, dy=1.000 mm

Maximum value of SAR (interpolated) = 18.9 W/kg

**Zoom Scan (4x4x1.4mm, graded), dist=1.4mm (8x8x7)/Cube 0:** Measurement grid: dx=4mm, dy=4mm, dz=1.4mm

Reference Value = 65.52 V/m; Power Drift = -0.08 dB

Peak SAR (extrapolated) = 33.5 W/kg

**SAR(1 g) = 7.52 W/kg; SAR(10 g) = 2.08 W/kg**

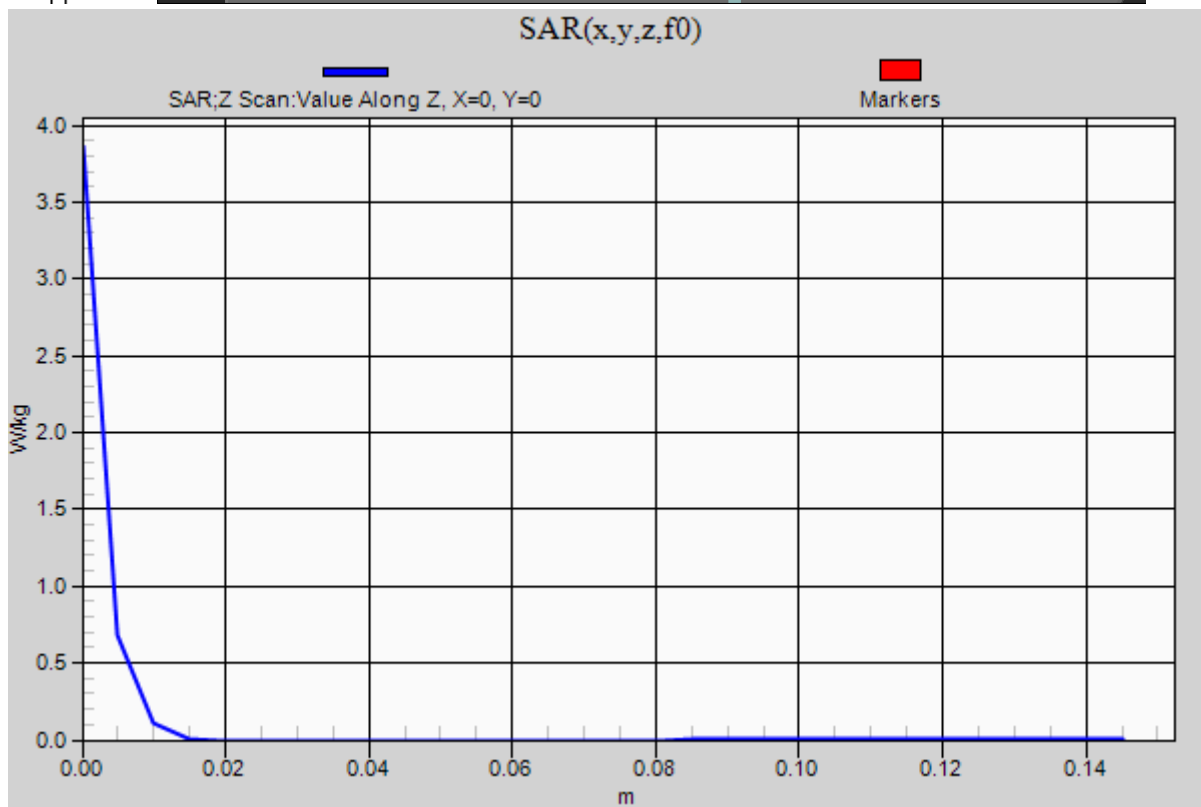
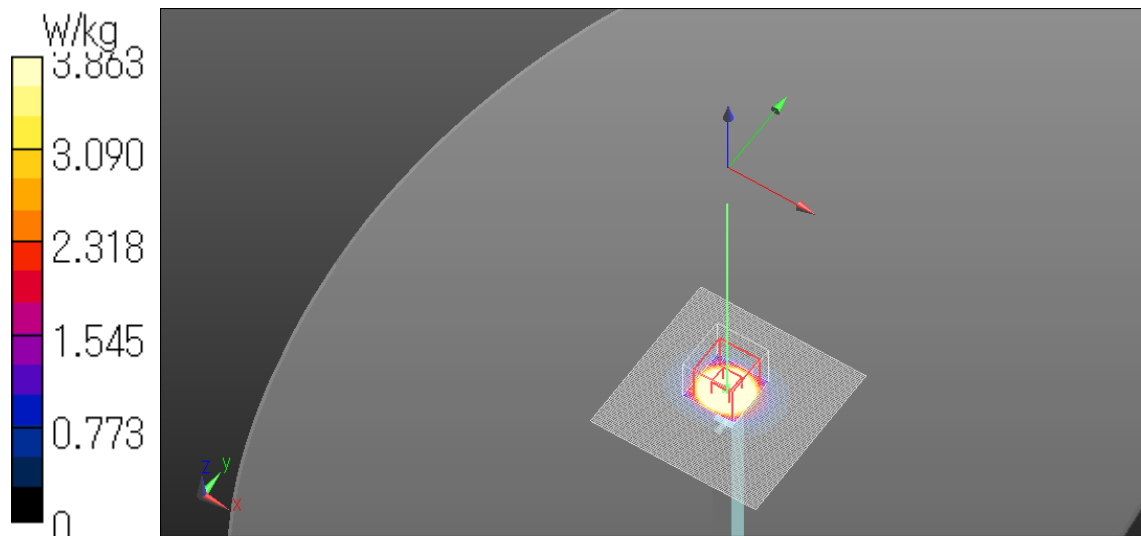
Maximum value of SAR (measured) = 19.1 W/kg

**Z Scan (1x1x31):** Measurement grid: dx=20mm, dy=20mm, dz=5mm

Maximum value of SAR (measured) = 3.86 W/kg

Date: 2018/01/31

Ambient Temp. : 24.0 degree.C. Liquid Temp.; 23.5 degree.C.



**20180131 Body 5750MHz System Check Power 100mW**

Communication System: UID 0, CW (0); Communication System Band: D5GHz (5000.0 - 6000.0 MHz);

Frequency: 5750 MHz; Duty Cycle: 1:1

Medium parameters used:  $f = 5750$  MHz;  $\sigma = 6.171$  S/m;  $\epsilon_r = 47.057$ ;  $\rho = 1000$  kg/m<sup>3</sup>

Phantom section: Flat Section

Measurement Standard: DASYS5 (IEEE/IEC/ANSI C63.19-2011)

DASY5 Configuration

Probe: EX3DV4 - SN3922; ConvF(4.46, 4.46, 4.46); Calibrated: 2017/11/15;

Sensor-Surface: 1.4mm (Mechanical Surface Detection), Sensor-Surface: 0mm (Fix Surface)

Electronics: DAE4 Sn1372; Calibrated: 2017/06/13

Phantom: ELI v5.0 TP1207 (30deg probe tilt); Type: QDOVA002AA; Serial: TP:1207

Measurement SW: DASYS5, Version 52.8 (8); SEMCAD X Version 14.6.10 (7331)

**Area Scan (91x91x1):** Interpolated grid: dx=1.000 mm, dy=1.000 mm

Maximum value of SAR (interpolated) = 18.0 W/kg

**Zoom Scan (4x4x1.4mm, graded), dist=1.4mm (8x8x7)/Cube 0:** Measurement grid: dx=4mm, dy=4mm, dz=1.4mm

Reference Value = 61.91 V/m; Power Drift = -0.07 dB

Peak SAR (extrapolated) = 33.4 W/kg

**SAR(1 g) = 7.23 W/kg; SAR(10 g) = 2.03 W/kg**

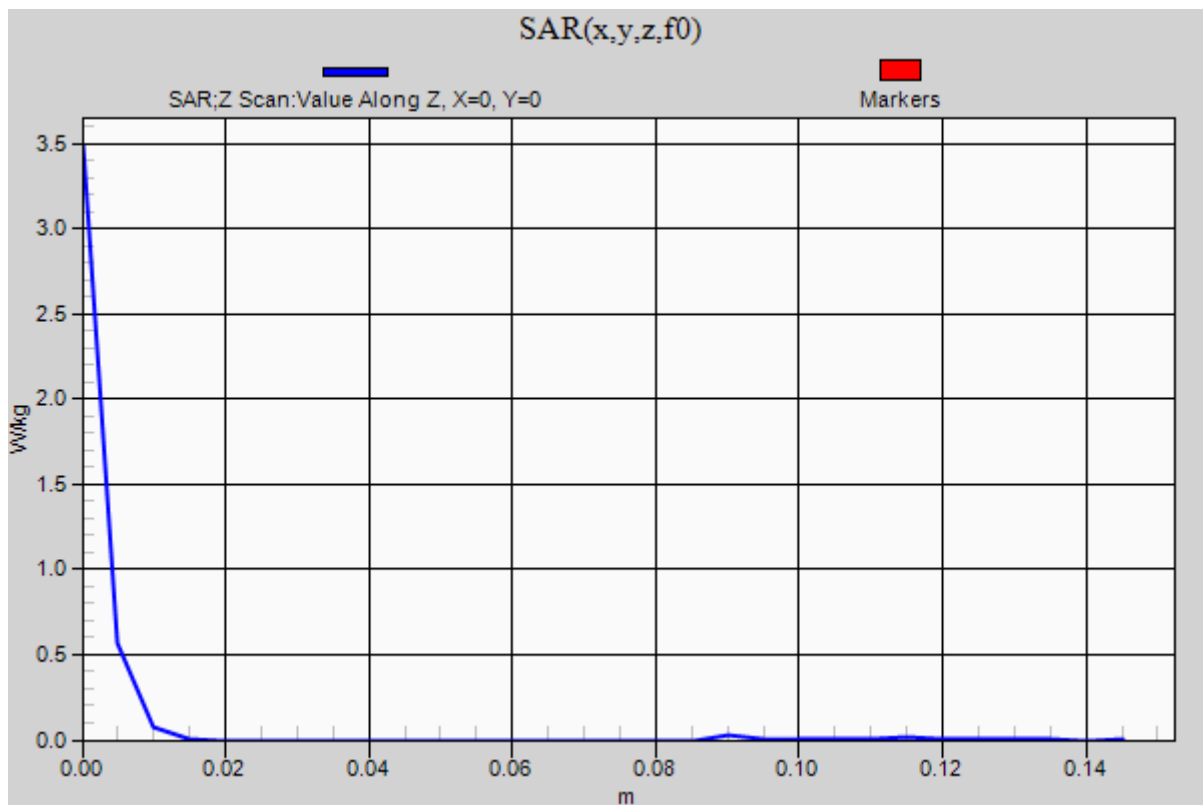
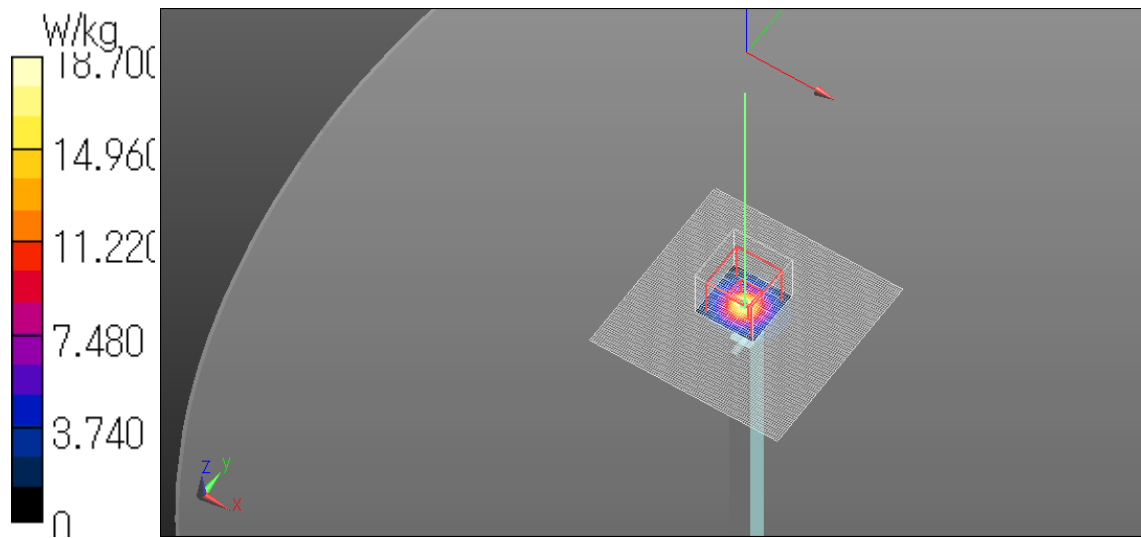
Maximum value of SAR (measured) = 18.7 W/kg

**Z Scan (1x1x31):** Measurement grid: dx=20mm, dy=20mm, dz=5mm

Maximum value of SAR (measured) = 3.48 W/kg

Date: 2018/01/31

Ambient Temp. : 24.0 degree.C. Liquid Temp.; 23.5 degree.C.



**20180201 Body 2450MHz System Check Power 250mW**

Communication System: UID 0, CW (0); Communication System Band: D2450 (2450.0 MHz);

Frequency: 2450 MHz; Duty Cycle: 1:1

Medium parameters used:  $f = 2450$  MHz;  $\sigma = 1.923$  S/m;  $\epsilon_r = 51.267$ ;  $\rho = 1000$  kg/m<sup>3</sup>

Phantom section: Flat Section

Measurement Standard: DASYS5 (IEEE/IEC/ANSI C63.19-2007)

DASYS5 Configuration

Probe: EX3DV4 - SN3922; ConvF(7.68, 7.68, 7.68); Calibrated: 2017/11/15;

Sensor-Surface: 2mm (Mechanical Surface Detection), Sensor-Surface: 0mm (Fix Surface)

Electronics: DAE4 Sn1372; Calibrated: 2017/06/13

Phantom: ELI v5.0 TP1207 (30deg probe tilt); Type: QDOVA002AA; Serial: TP:1207

Measurement SW: DASYS5, Version 52.8 (8); SEMCAD X Version 14.6.10 (7331)

**Area Scan (81x71x1):** Interpolated grid: dx=1.200 mm, dy=1.200 mm

Maximum value of SAR (interpolated) = 19.6 W/kg

**Zoom Scan (7x7x7) (7x7x7)/Cube 0:** Measurement grid: dx=5mm, dy=5mm, dz=5mm

Reference Value = 100.5 V/m; Power Drift = -0.07 dB

Peak SAR (extrapolated) = 24.9 W/kg

**SAR(1 g) = 12.5 W/kg; SAR(10 g) = 5.87 W/kg**

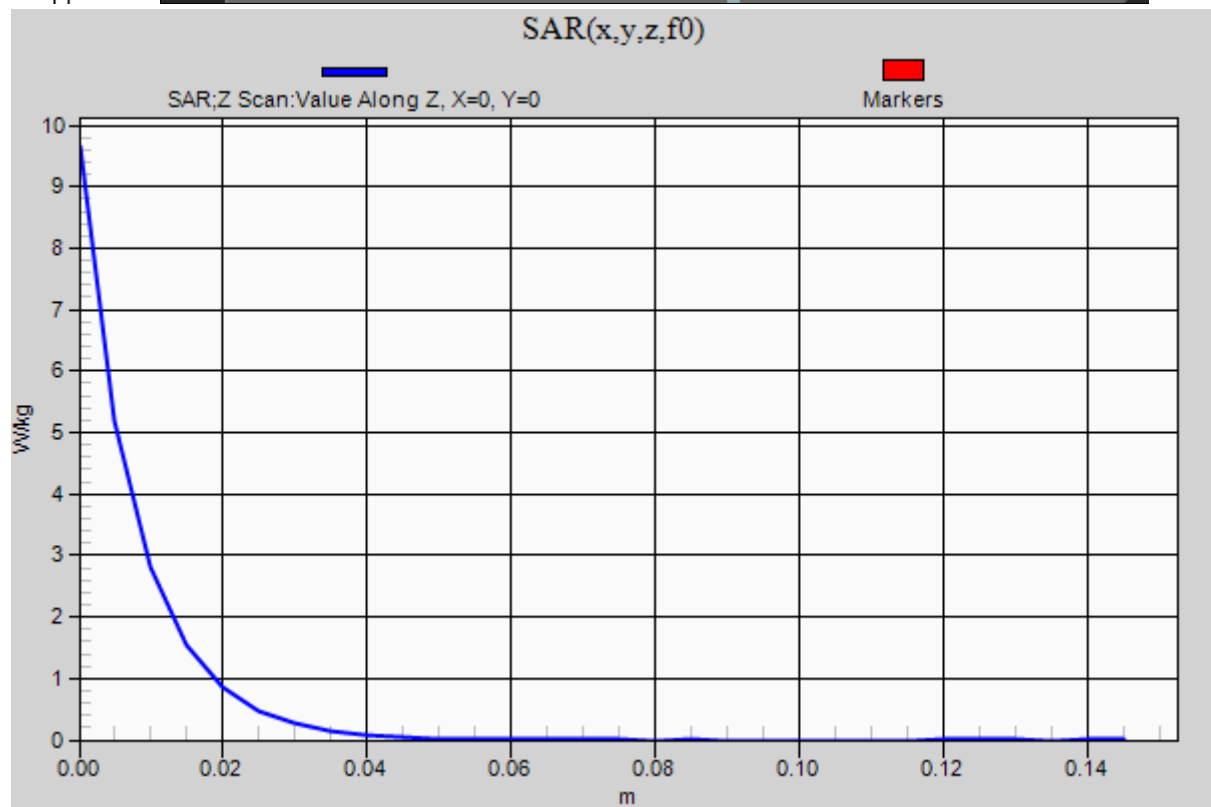
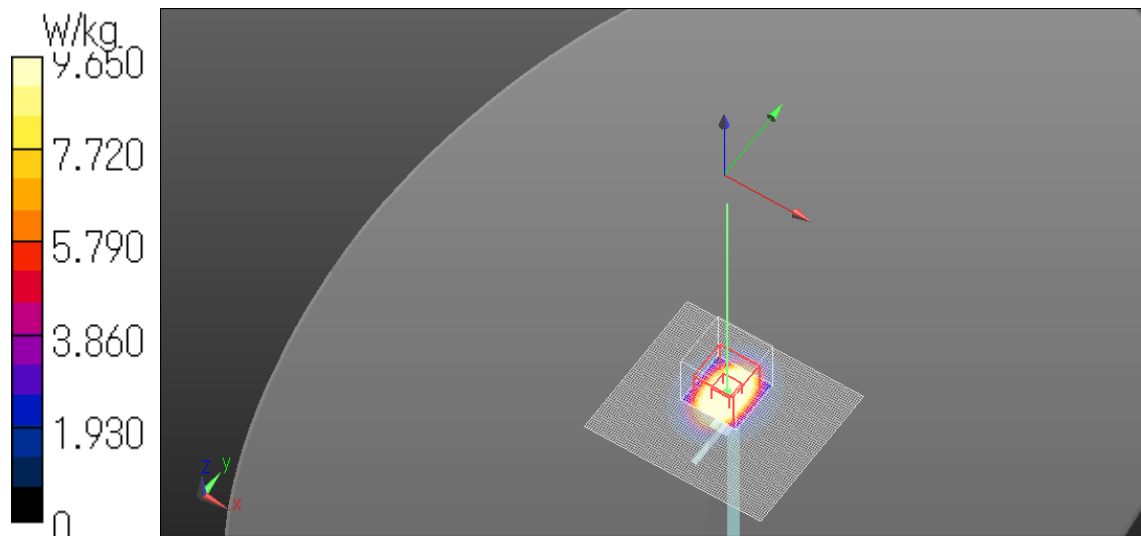
Maximum value of SAR (measured) = 18.7 W/kg

**Z Scan (1x1x31):** Measurement grid: dx=20mm, dy=20mm, dz=5mm

Maximum value of SAR (measured) = 9.65 W/kg

Date: 2018/02/01

Ambient Temp. : 24.0 degree.C. Liquid Temp.; 23.5 degree.C.



**20180202 Body 2450MHz System Check Power 250mW**

Communication System: UID 0, CW (0); Communication System Band: D2450 (2450.0 MHz);

Frequency: 2450 MHz; Duty Cycle: 1:1

Medium parameters used:  $f = 2450$  MHz;  $\sigma = 1.974$  S/m;  $\epsilon_r = 51.225$ ;  $\rho = 1000$  kg/m<sup>3</sup>

Phantom section: Flat Section

Measurement Standard: DASYS5 (IEEE/IEC/ANSI C63.19-2007)

DASY5 Configuration

Probe: EX3DV4 - SN3922; ConvF(7.68, 7.68, 7.68); Calibrated: 2017/11/15;

Sensor-Surface: 2mm (Mechanical Surface Detection), Sensor-Surface: 0mm (Fix Surface)

Electronics: DAE4 Sn1372; Calibrated: 2017/06/13

Phantom: ELI v5.0 TP1207 (30deg probe tilt); Type: QDOVA002AA; Serial: TP:1207

Measurement SW: DASYS5, Version 52.8 (8); SEMCAD X Version 14.6.10 (7331)

**Area Scan (81x71x1):** Interpolated grid: dx=1.200 mm, dy=1.200 mm

Maximum value of SAR (interpolated) = 20.0 W/kg

**Zoom Scan (7x7x7) (7x7x7)/Cube 0:** Measurement grid: dx=5mm, dy=5mm, dz=5mm

Reference Value = 101.8 V/m; Power Drift = -0.03 dB

Peak SAR (extrapolated) = 26.4 W/kg

**SAR(1 g) = 13 W/kg; SAR(10 g) = 6.02 W/kg**

Maximum value of SAR (measured) = 19.7 W/kg

**Z Scan (1x1x31):** Measurement grid: dx=20mm, dy=20mm, dz=5mm

Maximum value of SAR (measured) = 9.99 W/kg

Date: 2018/02/02

Ambient Temp. : 24.0 degree.C. Liquid Temp.; 23.5 degree.C.

