


**APPENDIX 3: Photographs of test setup**

**Conducted Emission**



**Photo 1**



**Photo 2**

---

**UL Japan, Inc.**


**Ise EMC Lab.**

4383-326 Asama-cho, Ise-shi, Mie-ken 516-0021 JAPAN


Telephone : +81 596 24 8999

Facsimile : +81 596 24 8124

### Radiated Spurious Emission



**Photo 1**



**Photo 2**

---

**UL Japan, Inc.**

**Ise EMC Lab.**

4383-326 Asama-cho, Ise-shi, Mie-ken 516-0021 JAPAN

Telephone : +81 596 24 8999


Facsimile : +81 596 24 8124

**Worst Case Position**


(Horizontal: Main X-axis, Aux X-Axis / Vertical: Main Y-axis, Aux Z-Axis)

**Main Antenna**


**X-axis**



**Y-axis**




**Z-axis**




**Aux Antenna**


**X-axis**



**Y-axis**



**Z-axis**



**Worst Case Position**  
**(Horizontal: X-Axis / Vertical: X-Axis)**

**Module**


**X-axis**



**Y-axis**



**Z-axis**



**End of Report**