

15.3 SAR test plots for Wi-Fi 5GHz band

WLAN 11a 6Mbps 5240MHz Rear 0mm Ant.Main

Communication System: UID 0, WLAN 11a/b/g/n (0); Communication System Band: 11a/n (W52 53);

Frequency: 5240 MHz; Duty Cycle: 1:1

Medium parameters used: $f = 5240$ MHz; $\sigma = 5.323$ S/m; $\epsilon_r = 47.375$; $\rho = 1000$ kg/m³

Phantom section: Flat Section

Measurement Standard: DASYS5 (IEEE/IEC/ANSI C63.19-2007)

DASY5 Configuration

Probe: EX3DV4 - SN3825; ConvF(4.63, 4.63, 4.63); Calibrated: 2012/12/10;

Sensor-Surface: 2mm (Mechanical Surface Detection)

Electronics: DAE4 Sn509; Calibrated: 2013/07/16

Phantom: ELI 4.0; Type: QDOVA001BB;

Measurement SW: DASYS2, Version 52.8 (7);

Area Scan (91x241x1): Interpolated grid: dx=1.000 mm, dy=1.000 mm

Maximum value of SAR (interpolated) = 0.0525 W/kg


Zoom Scan (8x8x6)/Cube 0: Measurement grid: dx=4mm, dy=4mm, dz=2mm

Reference Value = 1.966 V/m; Power Drift = 0.17 dB

Peak SAR (extrapolated) = 0.0530 W/kg

SAR(1 g) = 0.026 W/kg; SAR(10 g) = 0.024 W/kg

Maximum value of SAR (measured) = 0.0298 W/kg



Plot No.1

WLAN 11a 6Mbps 5200MHz Edge1 0mm Ant.Main

Communication System: UID 0, WLAN 11a/b/g/n (0); Communication System Band: 11a/n (W52 53);

Frequency: 5200 MHz; Duty Cycle: 1:1

Medium parameters used: $f = 5200$ MHz; $\sigma = 5.276$ S/m; $\epsilon_r = 47.42$; $\rho = 1000$ kg/m³

Phantom section: Flat Section

Measurement Standard: DASY5 (IEEE/IEC/ANSI C63.19-2007)

DASY5 Configuration

Probe: EX3DV4 - SN3825; ConvF(4.63, 4.63, 4.63); Calibrated: 2012/12/10;

Sensor-Surface: 2mm (Mechanical Surface Detection)

Electronics: DAE4 Sn509; Calibrated: 2013/07/16

Phantom: ELI 4.0; Type: QDOVA001BB;

Measurement SW: DASY52, Version 52.8 (7);

Area Scan (91x121x1): Interpolated grid: dx=1.000 mm, dy=1.000 mm

Maximum value of SAR (interpolated) = 0.944 W/kg

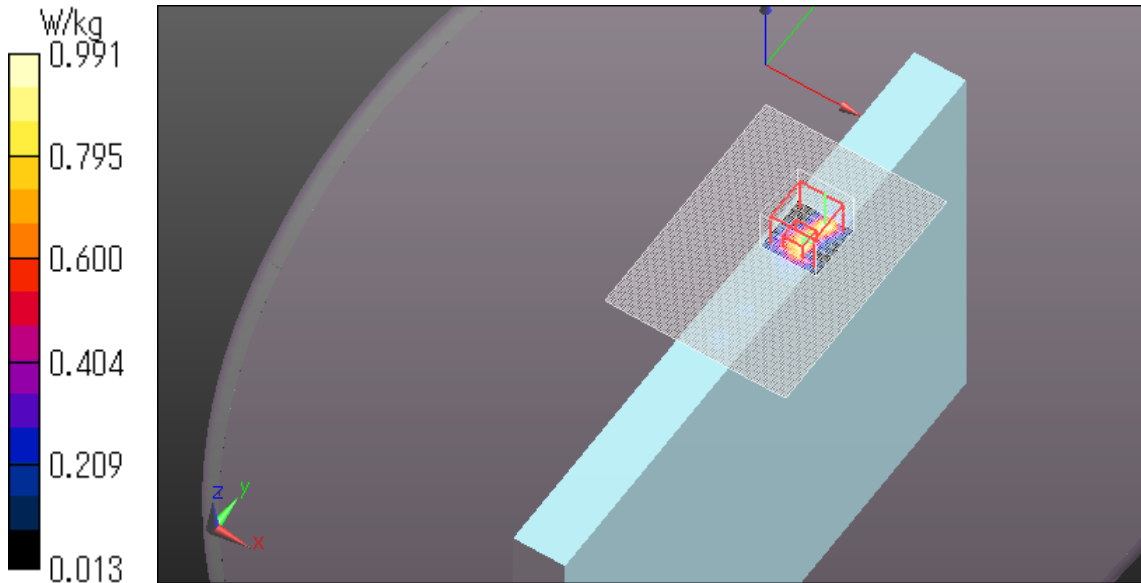
Zoom Scan (8x8x6)/Cube 0: Measurement grid: dx=4mm, dy=4mm, dz=2mm

Reference Value = 13.695 V/m; Power Drift = -0.10 dB

Peak SAR (extrapolated) = 2.82 W/kg

SAR(1 g) = 0.442 W/kg; SAR(10 g) = 0.146 W/kg

Maximum value of SAR (measured) = 0.991 W/kg



Plot No.2

WLAN 11a 6Mbps 5240MHz Edge1 0mm Ant.Main

Communication System: UID 0, WLAN 11a/b/g/n (0); Communication System Band: 11a/n (W52 53);

Frequency: 5240 MHz; Duty Cycle: 1:1

Medium parameters used: $f = 5240$ MHz; $\sigma = 5.287$ S/m; $\epsilon_r = 47.14$; $\rho = 1000$ kg/m³

Phantom section: Flat Section

Measurement Standard: DASYS (IEEE/IEC/ANSI C63.19-2007)

DASY5 Configuration

Probe: EX3DV4 - SN3825; ConvF(4.63, 4.63, 4.63); Calibrated: 2012/12/10;

Sensor-Surface: 2mm (Mechanical Surface Detection)

Electronics: DAE4 Sn509; Calibrated: 2013/07/16

Phantom: ELI 4.0; Type: QDOVA001BB;

Measurement SW: DASY52, Version 52.8 (7);

Area Scan (91x121x1): Interpolated grid: dx=1.000 mm, dy=1.000 mm

Maximum value of SAR (interpolated) = 0.838 W/kg

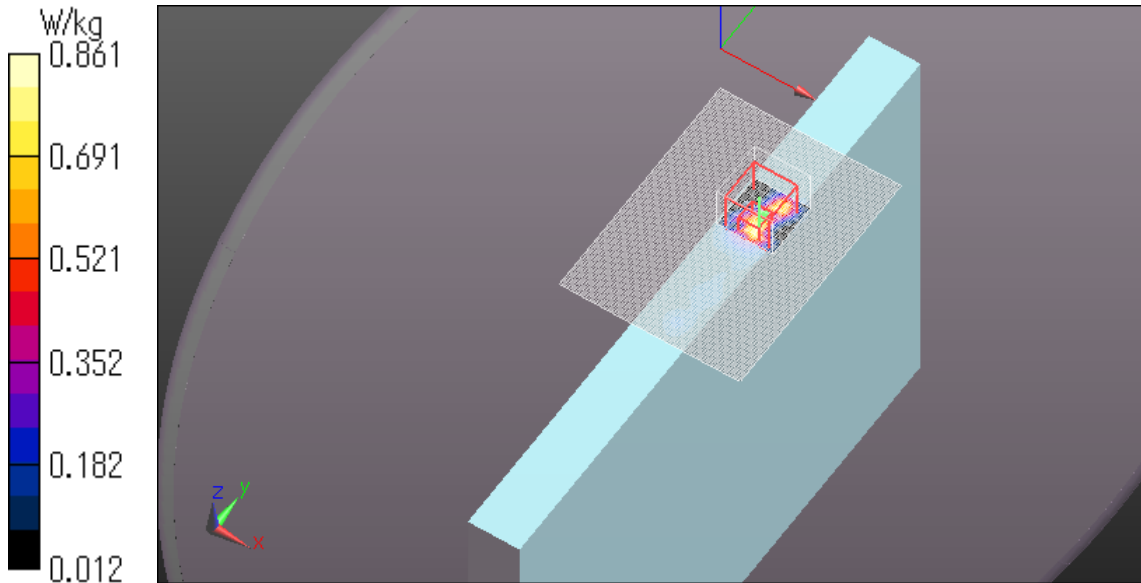
Zoom Scan (8x8x6)/Cube 0: Measurement grid: dx=4mm, dy=4mm, dz=2mm

Reference Value = 12.203 V/m; Power Drift = -0.07 dB

Peak SAR (extrapolated) = 1.98 W/kg

SAR(1 g) = 0.387 W/kg; SAR(10 g) = 0.116 W/kg

Maximum value of SAR (measured) = 0.861 W/kg



Plot No.3

WLAN 11a 6Mbps 5240MHz Rear 0mm Ant.Aux

Communication System: UID 0, WLAN 11a/b/g/n (0); Communication System Band: 11a/n (W52 53);

Frequency: 5240 MHz; Duty Cycle: 1:1

Medium parameters used: $f = 5240$ MHz; $\sigma = 5.323$ S/m; $\epsilon_r = 47.375$; $\rho = 1000$ kg/m³

Phantom section: Flat Section

Measurement Standard: DASYS (IEEE/IEC/ANSI C63.19-2007)

DASY5 Configuration

Probe: EX3DV4 - SN3825; ConvF(4.63, 4.63, 4.63); Calibrated: 2012/12/10;

Sensor-Surface: 2mm (Mechanical Surface Detection)

Electronics: DAE4 Sn509; Calibrated: 2013/07/16

Phantom: ELI 4.0; Type: QDOVA001BB;

Measurement SW: DASYS2, Version 52.8 (7);

Area Scan (121x121x1): Interpolated grid: dx=1.000 mm, dy=1.000 mm

Maximum value of SAR (interpolated) = 0.430 W/kg

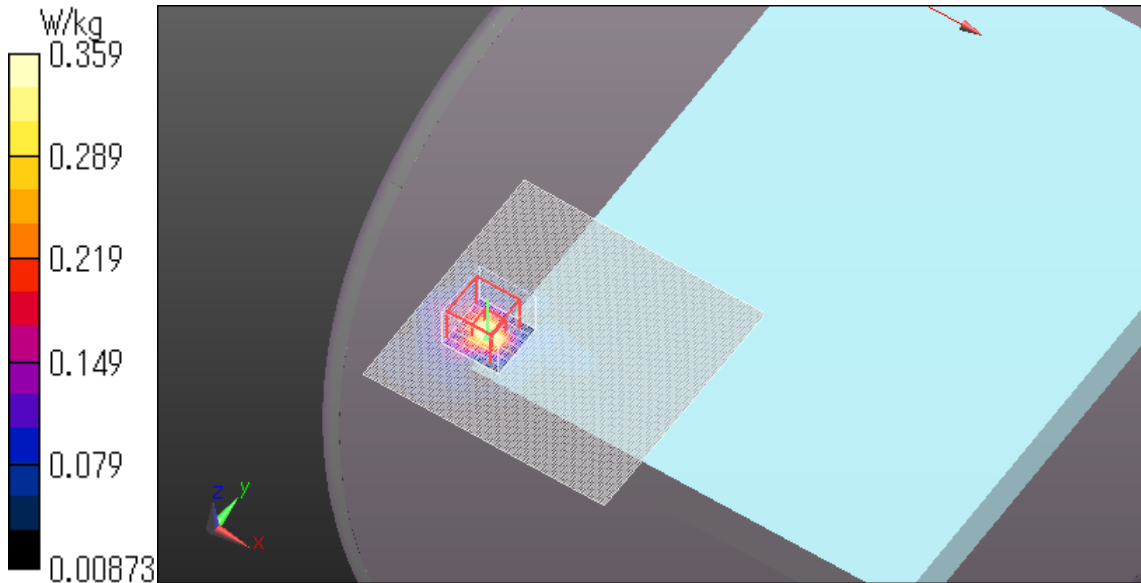
Zoom Scan (8x8x6)/Cube 0: Measurement grid: dx=4mm, dy=4mm, dz=2mm

Reference Value = 4.808 V/m; Power Drift = 0.14 dB

Peak SAR (extrapolated) = 1.09 W/kg

SAR(1 g) = 0.180 W/kg; SAR(10 g) = 0.069 W/kg

Maximum value of SAR (measured) = 0.359 W/kg



Plot No.4

WLAN 11a 6Mbps 5200MHz Edge3 0mm Ant.Aux

Communication System: UID 0, WLAN 11a/b/g/n (0); Communication System Band: 11a/n (W52 53);

Frequency: 5200 MHz; Duty Cycle: 1:1

Medium parameters used: $f = 5200$ MHz; $\sigma = 5.375$ S/m; $\epsilon_r = 48.803$; $\rho = 1000$ kg/m³

Phantom section: Flat Section

Measurement Standard: DASY5 (IEEE/IEC/ANSI C63.19-2007)

DASY5 Configuration

Probe: EX3DV4 - SN3825; ConvF(4.63, 4.63, 4.63); Calibrated: 2012/12/10;

Sensor-Surface: 2mm (Mechanical Surface Detection)

Electronics: DAE4 Sn509; Calibrated: 2013/07/16

Phantom: ELI 4.0; Type: QDOVA001BB;

Measurement SW: DASY52, Version 52.8 (7);

Area Scan (81x101x1): Interpolated grid: dx=1.000 mm, dy=1.000 mm

Maximum value of SAR (interpolated) = 2.51 W/kg

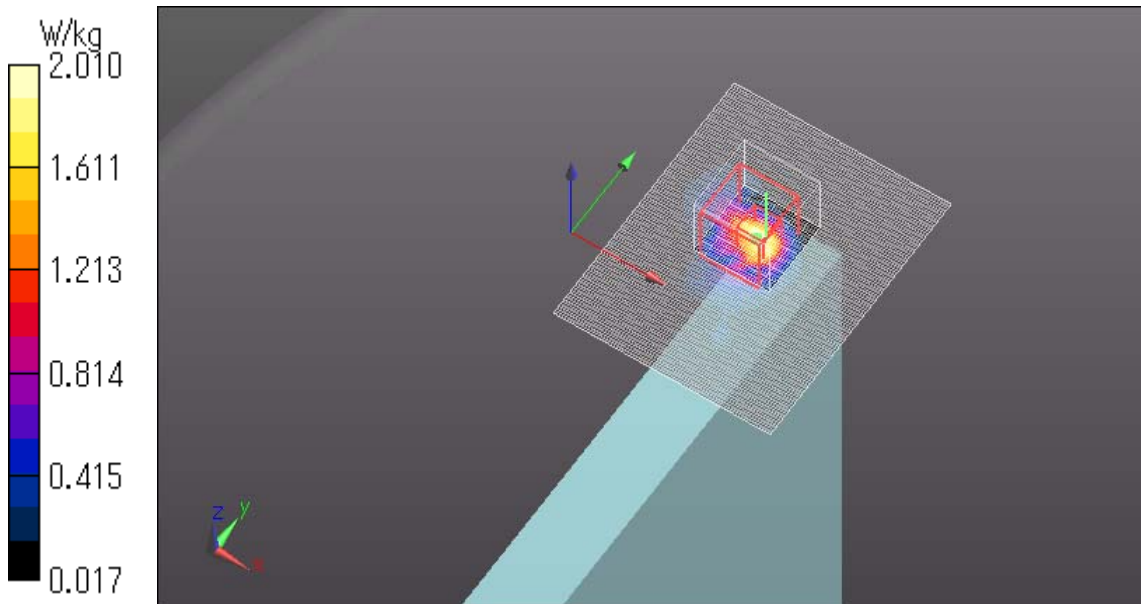
Zoom Scan (8x8x6)/Cube 0: Measurement grid: dx=4mm, dy=4mm, dz=2mm

Reference Value = 20.838 V/m; Power Drift = -0.14 dB

Peak SAR (extrapolated) = 12.5 W/kg

SAR(1 g) = 1.08 W/kg; SAR(10 g) = 0.327 W/kg

Maximum value of SAR (measured) = 2.01 W/kg



Plot No.5

WLAN 11a 6Mbps 5200MHz Edge3 0mm Ant.Aux

Communication System: UID 0, WLAN 11a/b/g/n (0); Communication System Band: 11a/n (W52 53);

Frequency: 5200 MHz; Duty Cycle: 1:1

Medium parameters used: $f = 5200$ MHz; $\sigma = 5.375$ S/m; $\epsilon_r = 48.803$; $\rho = 1000$ kg/m³

Phantom section: Flat Section

Measurement Standard: DASY5 (IEEE/IEC/ANSI C63.19-2007)

DASY5 Configuration

Probe: EX3DV4 - SN3825; ConvF(4.63, 4.63, 4.63); Calibrated: 2012/12/10;

Sensor-Surface: 2mm (Mechanical Surface Detection)

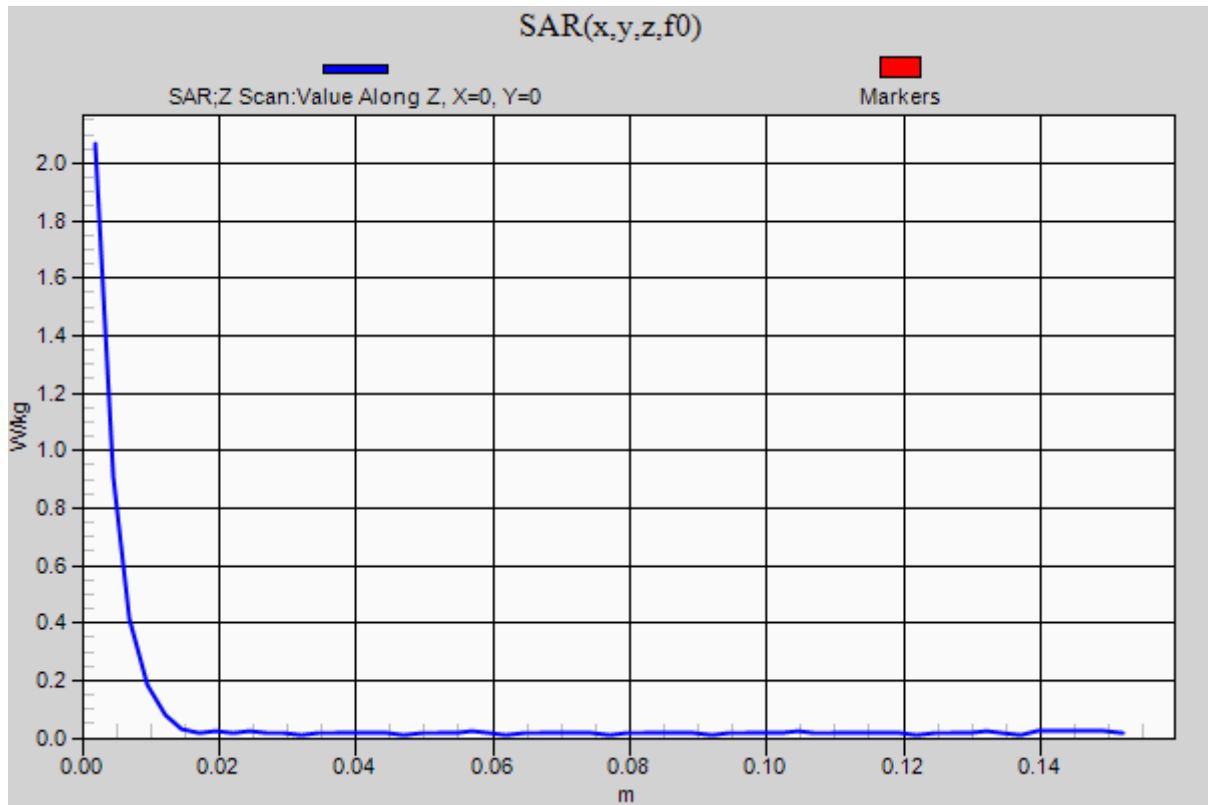
Electronics: DAE4 Sn509; Calibrated: 2013/07/16

Phantom: ELI 4.0; Type: QDOVA001BB;

Measurement SW: DASY52, Version 52.8 (7);

Z Scan (1x1x61): Measurement grid: dx=20mm, dy=20mm, dz=2.5mm

Maximum value of SAR (measured) = 2.07 W/kg



WLAN 11a 6Mbps 5240MHz Edge3 0mm Ant.Aux

Communication System: UID 0, WLAN 11a/b/g/n (0); Communication System Band: 11a/n (W52 53);

Frequency: 5240 MHz; Duty Cycle: 1:1

Medium parameters used: $f = 5240$ MHz; $\sigma = 5.48$ S/m; $\epsilon_r = 49.194$; $\rho = 1000$ kg/m³

Phantom section: Flat Section

Measurement Standard: DASYS (IEEE/IEC/ANSI C63.19-2007)

DASY5 Configuration

Probe: EX3DV4 - SN3825; ConvF(4.63, 4.63, 4.63); Calibrated: 2012/12/10;

Sensor-Surface: 2mm (Mechanical Surface Detection)

Electronics: DAE4 Sn509; Calibrated: 2013/07/16

Phantom: ELI 4.0; Type: QDOVA001BB;

Measurement SW: DASYS2, Version 52.8 (7);

Area Scan (81x101x1): Interpolated grid: dx=1.000 mm, dy=1.000 mm

Maximum value of SAR (interpolated) = 3.92 W/kg

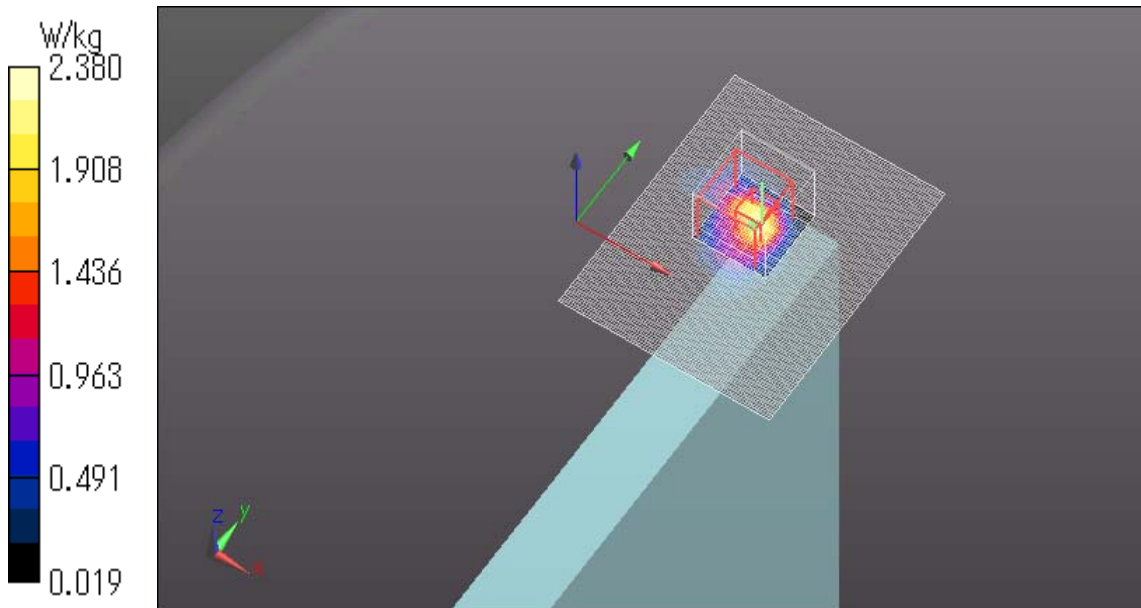
Zoom Scan (8x8x6)/Cube 0: Measurement grid: dx=4mm, dy=4mm, dz=2mm

Reference Value = 21.369 V/m; Power Drift = -0.16 dB

Peak SAR (extrapolated) = 3.53 W/kg

SAR(1 g) = 1.03 W/kg; SAR(10 g) = 0.355 W/kg

Maximum value of SAR (measured) = 2.38 W/kg



Plot No.6

WLAN 11a 6Mbps 5200MHz Edge4 0mm Ant.Aux

Communication System: UID 0, WLAN 11a/b/g/n (0); Communication System Band: 11a/n (W52 53);

Frequency: 5200 MHz; Duty Cycle: 1:1

Medium parameters used: $f = 5200$ MHz; $\sigma = 5.365$ S/m; $\epsilon_r = 47.839$; $\rho = 1000$ kg/m³

Phantom section: Flat Section

Measurement Standard: DASYS (IEEE/IEC/ANSI C63.19-2007)

DASY5 Configuration

Probe: EX3DV4 - SN3825; ConvF(4.63, 4.63, 4.63); Calibrated: 2012/12/10;

Sensor-Surface: 2mm (Mechanical Surface Detection (Locations From Previous Scan Used)),

Sensor-Surface: 2mm (Mechanical Surface Detection)

Electronics: DAE4 Sn509; Calibrated: 2013/07/16

Phantom: ELI 4.0; Type: QDOVA001BB;

Measurement SW: DASYS2, Version 52.8 (7);

Area Scan (121x121x1): Interpolated grid: dx=1.000 mm, dy=1.000 mm

Maximum value of SAR (interpolated) = 0.800 W/kg

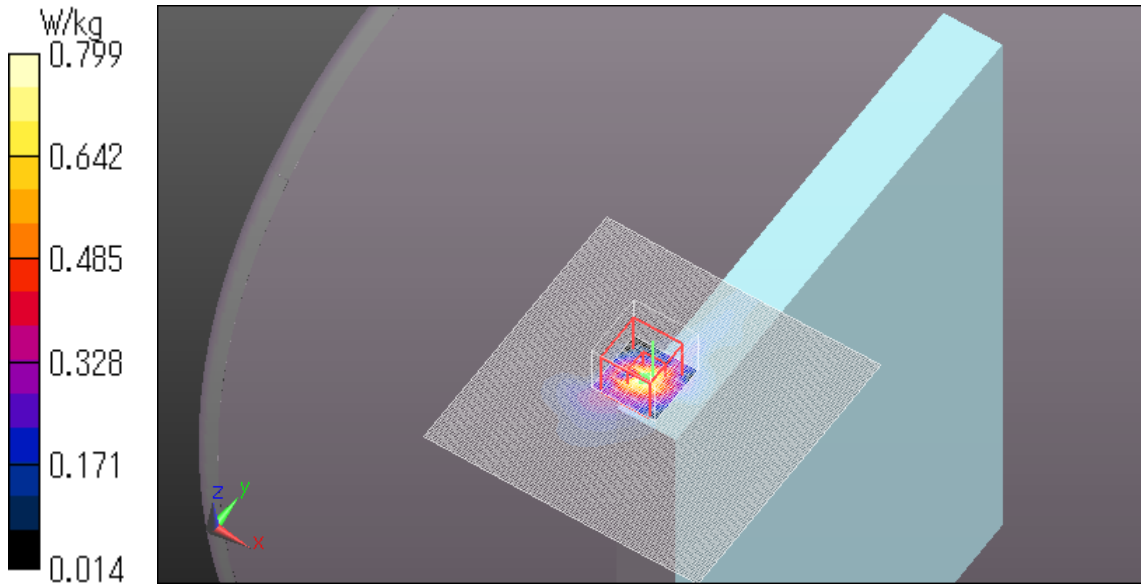
Zoom Scan (8x8x6)/Cube 0: Measurement grid: dx=4mm, dy=4mm, dz=2mm

Reference Value = 13.270 V/m; Power Drift = -0.07 dB

Peak SAR (extrapolated) = 2.46 W/kg

SAR(1 g) = 0.405 W/kg; SAR(10 g) = 0.136 W/kg

Maximum value of SAR (measured) = 0.799 W/kg



Plot No.7

WLAN 11a 6Mbps 5240MHz Edge4 0mm Ant.Aux

Communication System: UID 0, WLAN 11a/b/g/n (0); Communication System Band: 11a/n (W52 53);

Frequency: 5240 MHz; Duty Cycle: 1:1

Medium parameters used: $f = 5240$ MHz; $\sigma = 5.423$ S/m; $\epsilon_r = 48.758$; $\rho = 1000$ kg/m³

Phantom section: Flat Section

Measurement Standard: DASYS (IEEE/IEC/ANSI C63.19-2007)

DASY5 Configuration

Probe: EX3DV4 - SN3825; ConvF(4.63, 4.63, 4.63); Calibrated: 2012/12/10;

Sensor-Surface: 2mm (Mechanical Surface Detection)

Electronics: DAE4 Sn509; Calibrated: 2013/07/16

Phantom: ELI 4.0; Type: QDOVA001BB;

Measurement SW: DASYS2, Version 52.8 (7);

Area Scan 2 2 (91x111x1): Interpolated grid: dx=1.000 mm, dy=1.000 mm

Maximum value of SAR (interpolated) = 1.06 W/kg

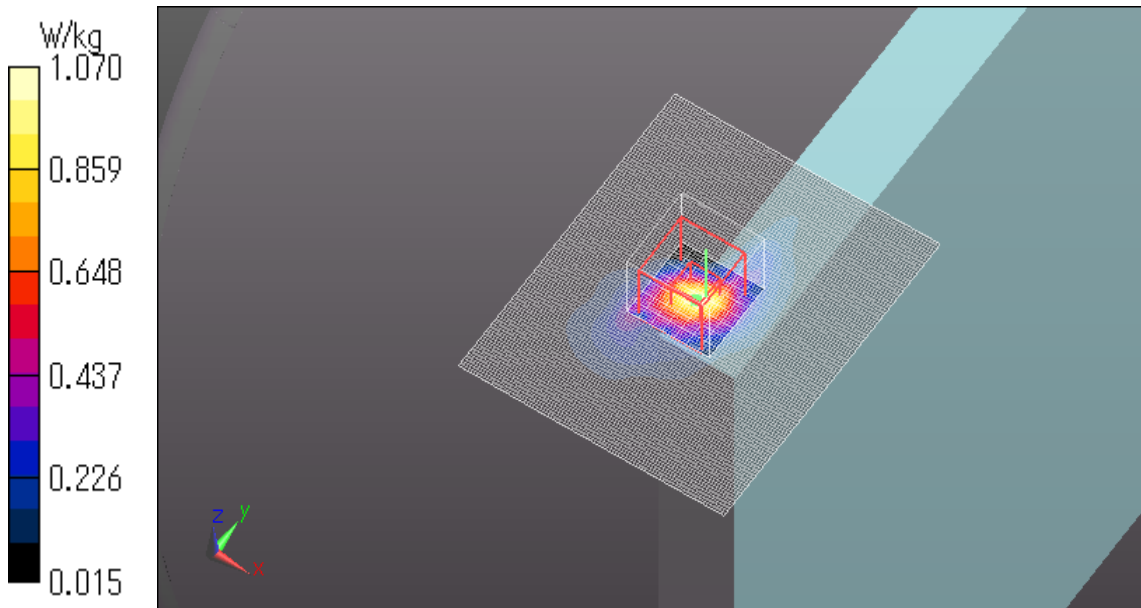
Zoom Scan 2 (8x8x6)/Cube 0: Measurement grid: dx=4mm, dy=4mm, dz=2mm

Reference Value = 15.051 V/m; Power Drift = 0.05 dB

Peak SAR (extrapolated) = 1.93 W/kg

SAR(1 g) = 0.535 W/kg; SAR(10 g) = 0.179 W/kg

Maximum value of SAR (measured) = 1.07 W/kg



Plot No.8

WLAN 11a 6Mbps 5200MHz 45degree tilt 0mm Ant.Aux

Communication System: UID 0, WLAN 11a/b/g/n (0); Communication System Band: 11a/n (W52 53);

Frequency: 5200 MHz; Duty Cycle: 1:1

Medium parameters used: $f = 5200$ MHz; $\sigma = 5.365$ S/m; $\epsilon_r = 47.839$; $\rho = 1000$ kg/m³

Phantom section: Flat Section

Measurement Standard: DASY5 (IEEE/IEC/ANSI C63.19-2007)

DASY5 Configuration

Probe: EX3DV4 - SN3825; ConvF(4.63, 4.63, 4.63); Calibrated: 2012/12/10;

Sensor-Surface: 2mm (Mechanical Surface Detection)

Electronics: DAE4 Sn509; Calibrated: 2013/07/16

Phantom: ELI 4.0; Type: QDOVA001BB;

Measurement SW: DASY52, Version 52.8 (7);

Area Scan (121x121x1): Interpolated grid: $dx=1.000$ mm, $dy=1.000$ mm

Maximum value of SAR (interpolated) = 0.857 W/kg

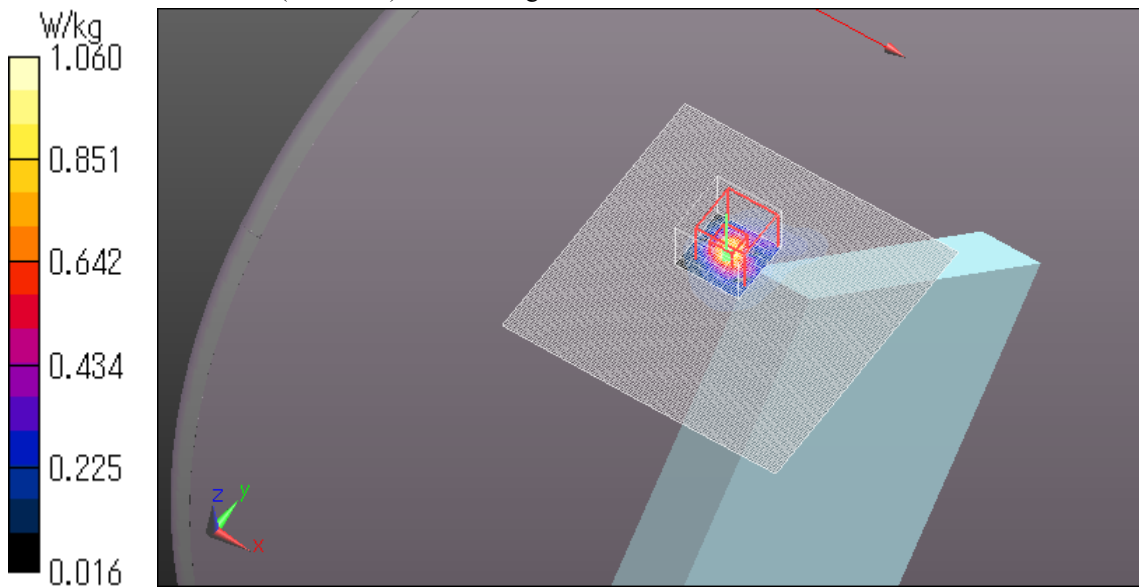
Zoom Scan (8x8x6)/Cube 0: Measurement grid: $dx=4$ mm, $dy=4$ mm, $dz=2$ mm

Reference Value = 14.456 V/m; Power Drift = 0.13 dB

Peak SAR (extrapolated) = 4.08 W/kg

SAR(1 g) = 0.513 W/kg; SAR(10 g) = 0.145 W/kg

Maximum value of SAR (measured) = 1.06 W/kg



WLAN 11a 6Mbps 5240MHz 45degree tilt 0mm Ant.Aux

Communication System: UID 0, WLAN 11a/b/g/n (0); Communication System Band: 11a/n (W52 53);

Frequency: 5240 MHz; Duty Cycle: 1:1

Medium parameters used: $f = 5240$ MHz; $\sigma = 5.413$ S/m; $\epsilon_r = 47.794$; $\rho = 1000$ kg/m³

Phantom section: Flat Section

Measurement Standard: DASY5 (IEEE/IEC/ANSI C63.19-2007)

DASY5 Configuration

Probe: EX3DV4 - SN3825; ConvF(4.63, 4.63, 4.63); Calibrated: 2012/12/10;

Sensor-Surface: 2mm (Mechanical Surface Detection)

Electronics: DAE4 Sn509; Calibrated: 2013/07/16

Phantom: ELI 4.0; Type: QDOVA001BB;

Measurement SW: DASY52, Version 52.8 (7);

Area Scan (121x121x1): Interpolated grid: dx=1.000 mm, dy=1.000 mm

Maximum value of SAR (interpolated) = 0.997 W/kg

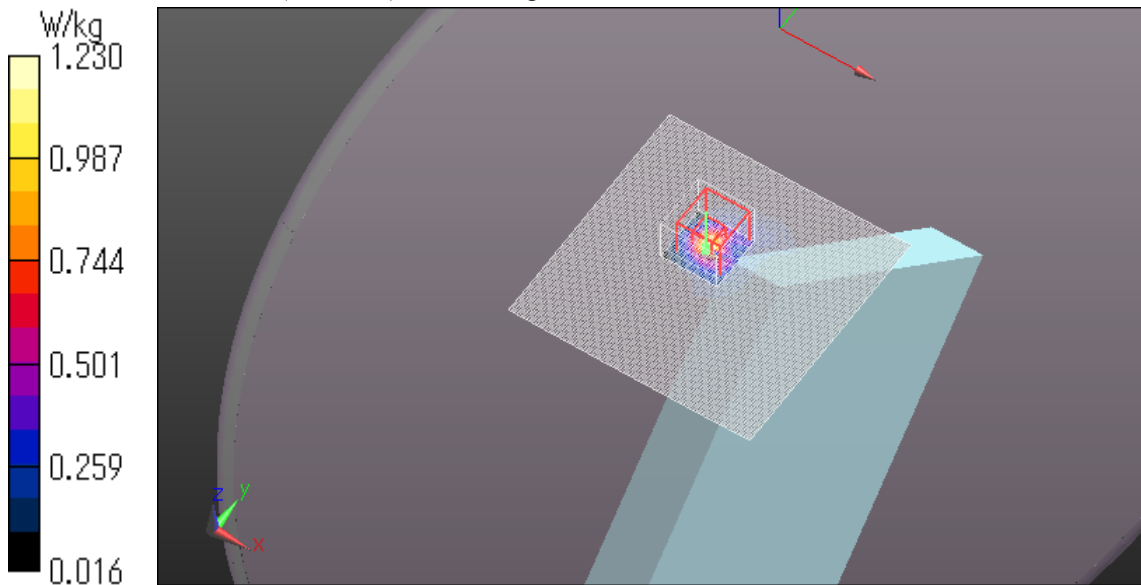
Zoom Scan (8x8x6)/Cube 0: Measurement grid: dx=4mm, dy=4mm, dz=2mm

Reference Value = 15.966 V/m; Power Drift = -0.05 dB

Peak SAR (extrapolated) = 2.99 W/kg

SAR(1 g) = 0.518 W/kg; SAR(10 g) = 0.161 W/kg

Maximum value of SAR (measured) = 1.23 W/kg



Plot No.10

WLAN 11a 6Mbps 5260MHz Rear 0mm Ant.Main

Communication System: UID 0, WLAN 11a/b/g/n (0); Communication System Band: 11a/n (W52 53);

Frequency: 5260 MHz; Duty Cycle: 1:1

Medium parameters used: $f = 5260$ MHz; $\sigma = 5.348$ S/m; $\epsilon_r = 47.334$; $\rho = 1000$ kg/m³

Phantom section: Flat Section

Measurement Standard: DASY5 (IEEE/IEC/ANSI C63.19-2007)

DASY5 Configuration

Probe: EX3DV4 - SN3825; ConvF(4.34, 4.34, 4.34); Calibrated: 2012/12/10;

Sensor-Surface: 2mm (Mechanical Surface Detection (Locations From Previous Scan Used)),

Sensor-Surface: 2mm (Mechanical Surface Detection)

Electronics: DAE4 Sn509; Calibrated: 2013/07/16

Phantom: ELI 4.0; Type: QDOVA001BB;

Measurement SW: DASY52, Version 52.8 (7);

Area Scan (101x241x1): Interpolated grid: dx=1.000 mm, dy=1.000 mm

Maximum value of SAR (interpolated) = 0.0456 W/kg

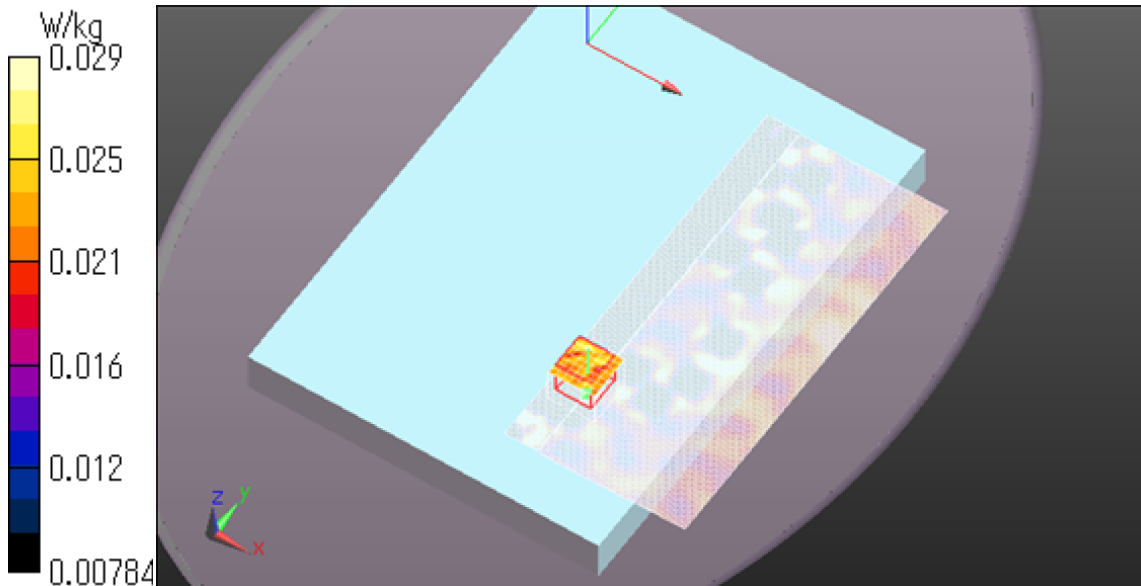
Zoom Scan (8x8x6)/Cube 0: Measurement grid: dx=4mm, dy=4mm, dz=2mm

Reference Value = 1.526 V/m; Power Drift = 0.08 dB

Peak SAR (extrapolated) = 0.0590 W/kg

SAR(1 g) = 0.025 W/kg; SAR(10 g) = 0.022 W/kg

Maximum value of SAR (measured) = 0.0290 W/kg



Plot No.11

WLAN 11a 6Mbps 5260MHz Edge1 0mm Ant.Main

Communication System: UID 0, WLAN 11a/b/g/n (0); Communication System Band: 11a/n (W52 53);

Frequency: 5260 MHz; Duty Cycle: 1:1

Medium parameters used: $f = 5260$ MHz; $\sigma = 5.312$ S/m; $\epsilon_r = 47.099$; $\rho = 1000$ kg/m³

Phantom section: Flat Section

Measurement Standard: DASY5 (IEEE/IEC/ANSI C63.19-2007)

DASY5 Configuration

Probe: EX3DV4 - SN3825; ConvF(4.34, 4.34, 4.34); Calibrated: 2012/12/10;

Sensor-Surface: 2mm (Mechanical Surface Detection)

Electronics: DAE4 Sn509; Calibrated: 2013/07/16

Phantom: ELI 4.0; Type: QDOVA001BB;

Measurement SW: DASY52, Version 52.8 (7);

Area Scan (91x121x1): Interpolated grid: dx=1.000 mm, dy=1.000 mm

Maximum value of SAR (interpolated) = 0.805 W/kg

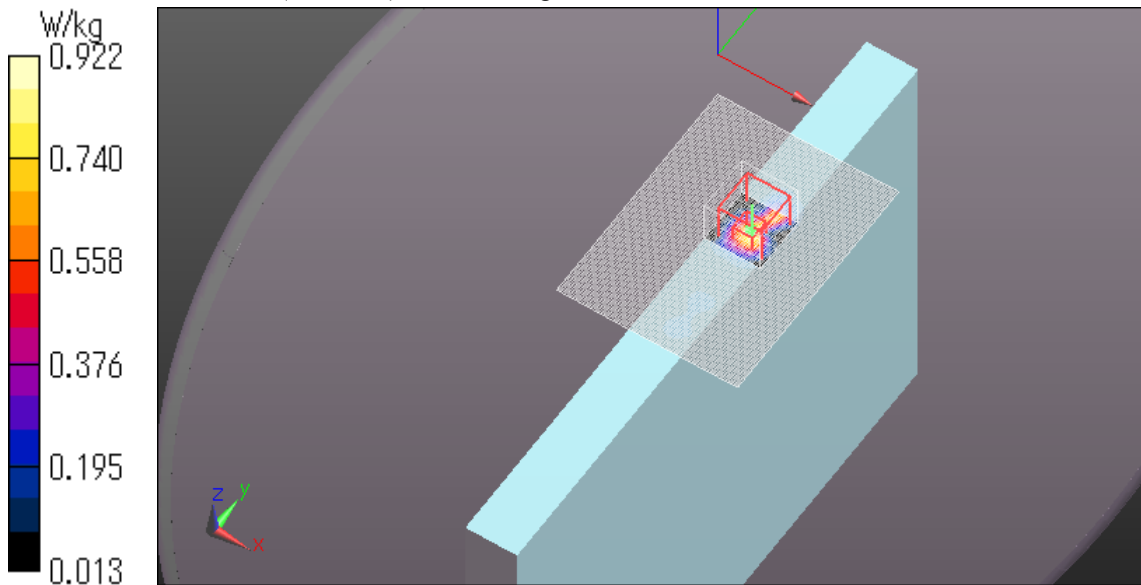
Zoom Scan (8x8x6)/Cube 0: Measurement grid: dx=4mm, dy=4mm, dz=2mm

Reference Value = 13.478 V/m; Power Drift = -0.07 dB

Peak SAR (extrapolated) = 2.94 W/kg

SAR(1 g) = 0.418 W/kg; SAR(10 g) = 0.126 W/kg

Maximum value of SAR (measured) = 0.922 W/kg



Plot No.12

WLAN 11a 6Mbps 5300MHz Edge1 0mm Ant.Main

Communication System: UID 0, WLAN 11a/b/g/n (0); Communication System Band: 11a/n (W52 53);

Frequency: 5300 MHz; Duty Cycle: 1:1

Medium parameters used: $f = 5300$ MHz; $\sigma = 5.397$ S/m; $\epsilon_r = 47.238$; $\rho = 1000$ kg/m³

Phantom section: Flat Section

Measurement Standard: DASYS5 (IEEE/IEC/ANSI C63.19-2007)

DASY5 Configuration

Probe: EX3DV4 - SN3825; ConvF(4.34, 4.34, 4.34); Calibrated: 2012/12/10;

Sensor-Surface: 2mm (Mechanical Surface Detection (Locations From Previous Scan Used)),

Sensor-Surface: 2mm (Mechanical Surface Detection)

Electronics: DAE4 Sn509; Calibrated: 2013/07/16

Phantom: ELI 4.0; Type: QDOVA001BB;

Measurement SW: DASYS2, Version 52.8 (7);

Area Scan (91x121x1): Interpolated grid: dx=1.000 mm, dy=1.000 mm

Maximum value of SAR (interpolated) = 0.608 W/kg

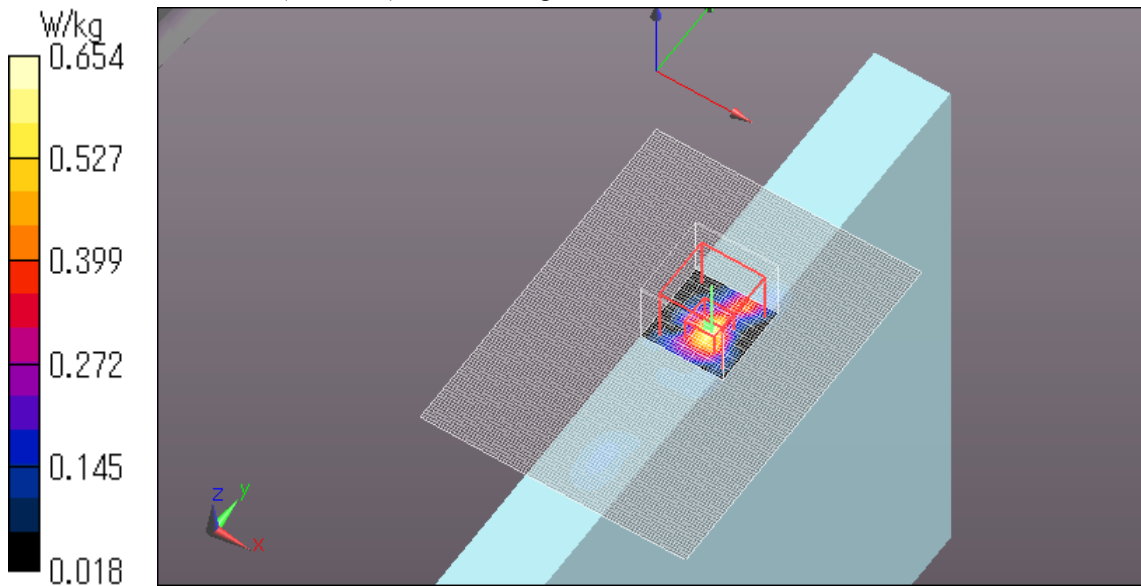
Zoom Scan (8x8x6)/Cube 0: Measurement grid: dx=4mm, dy=4mm, dz=2mm

Reference Value = 8.120 V/m; Power Drift = 0.12 dB

Peak SAR (extrapolated) = 1.17 W/kg

SAR(1 g) = 0.283 W/kg; SAR(10 g) = 0.088 W/kg

Maximum value of SAR (measured) = 0.654 W/kg



Plot No.13

WLAN 11a 6Mbps 5300MHz Rear 0mm Ant.Aux

Communication System: UID 0, WLAN 11a/b/g/n (0); Communication System Band: 11a/n (W52 53);

Frequency: 5300 MHz; Duty Cycle: 1:1

Medium parameters used: $f = 5300$ MHz; $\sigma = 5.397$ S/m; $\epsilon_r = 47.238$; $\rho = 1000$ kg/m³

Phantom section: Flat Section

Measurement Standard: DASY5 (IEEE/IEC/ANSI C63.19-2007)

DASY5 Configuration

Probe: EX3DV4 - SN3825; ConvF(4.34, 4.34, 4.34); Calibrated: 2012/12/10;

Sensor-Surface: 2mm (Mechanical Surface Detection (Locations From Previous Scan Used)),

Sensor-Surface: 2mm (Mechanical Surface Detection)

Electronics: DAE4 Sn509; Calibrated: 2013/07/16

Phantom: ELI 4.0; Type: QDOVA001BB;

Measurement SW: DASY52, Version 52.8 (7);

Area Scan (121x121x1): Interpolated grid: dx=1.000 mm, dy=1.000 mm

Maximum value of SAR (interpolated) = 0.352 W/kg


Zoom Scan (8x8x6)/Cube 0: Measurement grid: dx=4mm, dy=4mm, dz=2mm

Reference Value = 1.795 V/m; Power Drift = 0.09 dB

Peak SAR (extrapolated) = 0.565 W/kg

SAR(1 g) = 0.154 W/kg; SAR(10 g) = 0.066 W/kg

Maximum value of SAR (measured) = 0.343 W/kg



WLAN 11a 6Mbps 5280MHz Edge3 0mm Ant.Aux

Communication System: UID 0, WLAN 11a/b/g/n (0); Communication System Band: 11a/n (W52 53);

Frequency: 5280 MHz; Duty Cycle: 1:1

Medium parameters used: $f = 5280$ MHz; $\sigma = 5.525$ S/m; $\epsilon_r = 49.094$; $\rho = 1000$ kg/m³

Phantom section: Flat Section

Measurement Standard: DASYS5 (IEEE/IEC/ANSI C63.19-2007)

DASY5 Configuration

Probe: EX3DV4 - SN3825; ConvF(4.34, 4.34, 4.34); Calibrated: 2012/12/10;

Sensor-Surface: 2mm (Mechanical Surface Detection)

Electronics: DAE4 Sn509; Calibrated: 2013/07/16

Phantom: ELI 4.0; Type: QDOVA001BB;

Measurement SW: DASYS2, Version 52.8 (7);

Area Scan (81x101x1): Interpolated grid: dx=1.000 mm, dy=1.000 mm

Maximum value of SAR (interpolated) = 2.82 W/kg

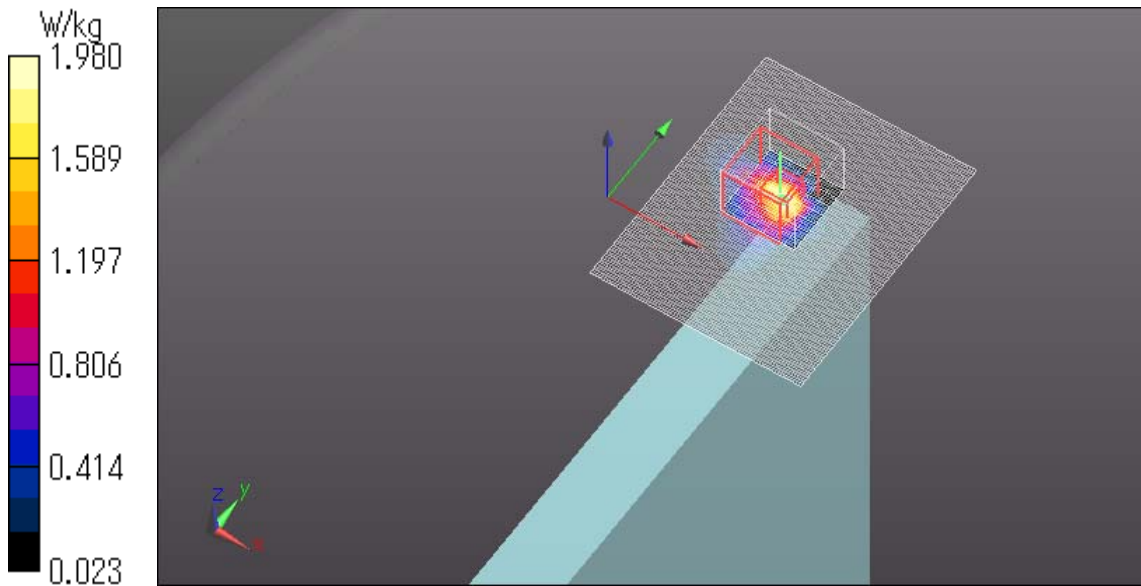
Zoom Scan 2 (8x8x6)/Cube 0: Measurement grid: dx=4mm, dy=4mm, dz=2mm

Reference Value = 20.936 V/m; Power Drift = -0.14 dB

Peak SAR (extrapolated) = 5.72 W/kg

SAR(1 g) = 0.970 W/kg; SAR(10 g) = 0.314 W/kg

Maximum value of SAR (measured) = 1.98 W/kg



Plot No.15

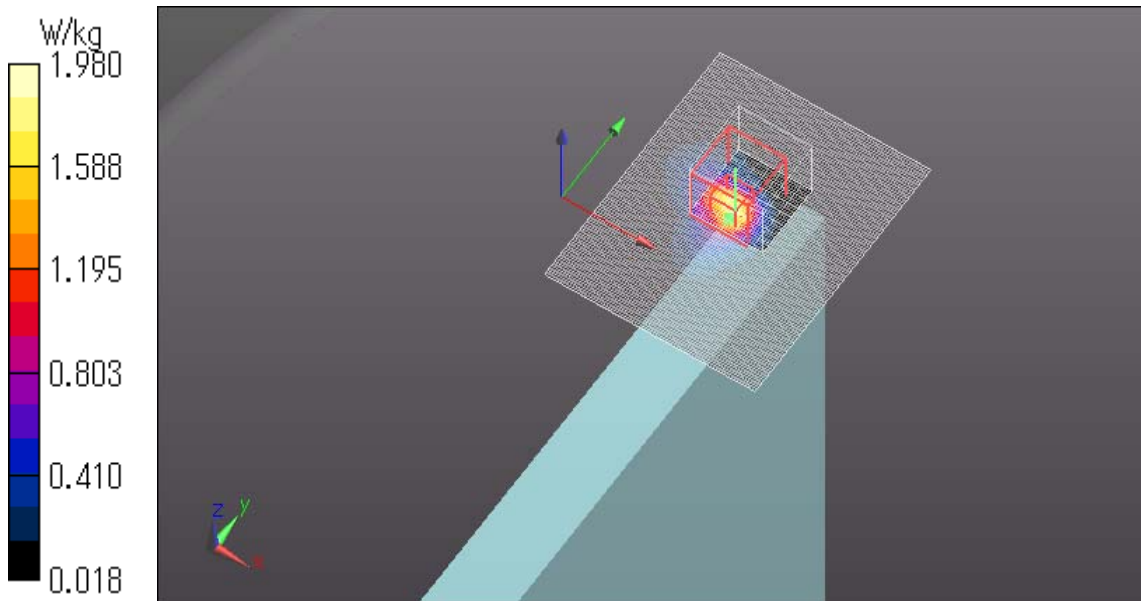
WLAN 11a 6Mbps 5300MHz Edge3 0mm Ant.Aux

Communication System: UID 0, WLAN 11a/b/g/n (0); Communication System Band: 11a/n (W52 53);
Frequency: 5300 MHz; Duty Cycle: 1:1
Medium parameters used: $f = 5300$ MHz; $\sigma = 5.498$ S/m; $\epsilon_r = 48.621$; $\rho = 1000$ kg/m³
Phantom section: Flat Section
Measurement Standard: DASYS5 (IEEE/IEC/ANSI C63.19-2007)
DASY5 Configuration
Probe: EX3DV4 - SN3825; ConvF(4.34, 4.34, 4.34); Calibrated: 2012/12/10;
Sensor-Surface: 2mm (Mechanical Surface Detection)
Electronics: DAE4 Sn509; Calibrated: 2013/07/16
Phantom: ELI 4.0; Type: QDOVA001BB;
Measurement SW: DASYS2, Version 52.8 (7);

Area Scan (81x101x1): Interpolated grid: dx=1.000 mm, dy=1.000 mm
Maximum value of SAR (interpolated) = 1.22 W/kg

Zoom Scan 2 (8x8x6)/Cube 0: Measurement grid: dx=4mm, dy=4mm, dz=2mm
Reference Value = 17.746 V/m; Power Drift = -0.02 dB
Peak SAR (extrapolated) = 4.26 W/kg
SAR(1 g) = 0.972 W/kg; SAR(10 g) = 0.272 W/kg

Maximum value of SAR (measured) = 1.98 W/kg



Plot No.16

WLAN 11a 6Mbps 5300MHz Edge3 0mm Ant.Aux

Communication System: UID 0, WLAN 11a/b/g/n (0); Communication System Band: 11a/n (W52 53);

Frequency: 5300 MHz; Duty Cycle: 1:1

Medium parameters used: $f = 5300$ MHz; $\sigma = 5.498$ S/m; $\epsilon_r = 48.621$; $\rho = 1000$ kg/m³

Phantom section: Flat Section

Measurement Standard: DASYS (IEEE/IEC/ANSI C63.19-2007)

DASY5 Configuration

Probe: EX3DV4 - SN3825; ConvF(4.34, 4.34, 4.34); Calibrated: 2012/12/10;

Sensor-Surface: 2mm (Mechanical Surface Detection)

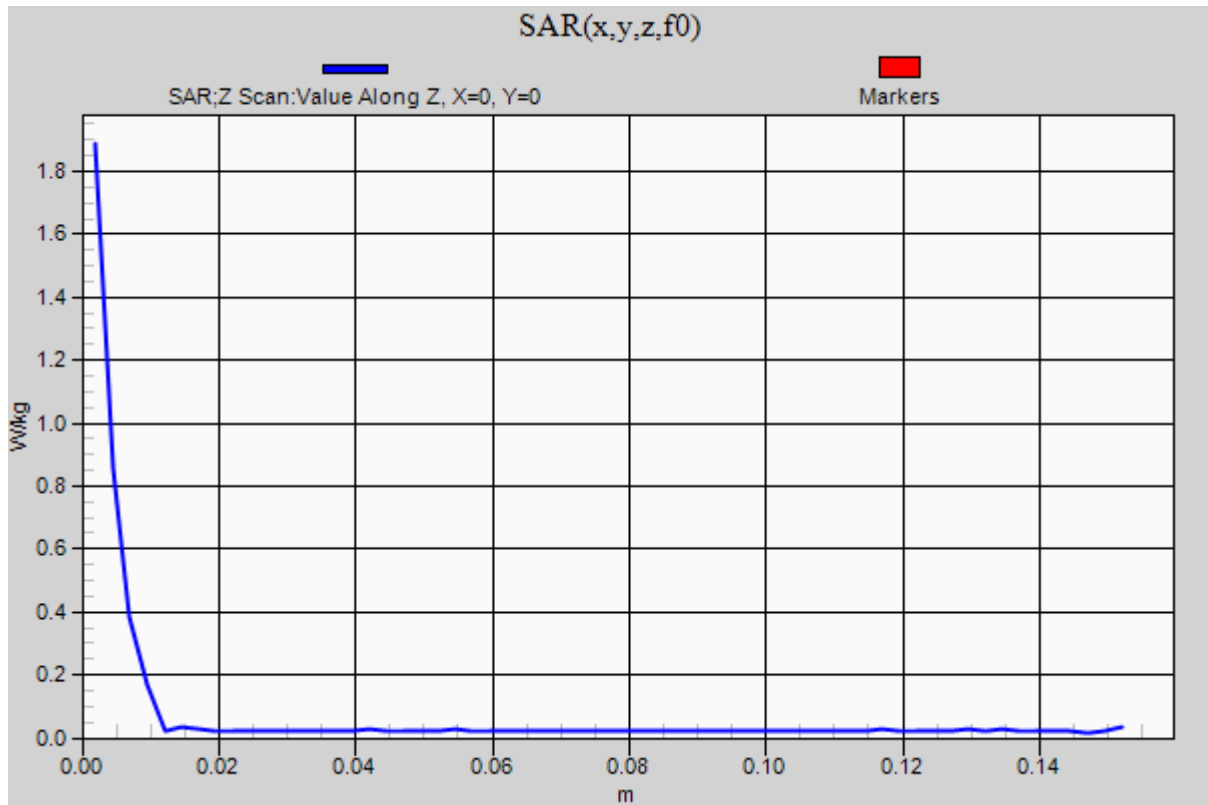
Electronics: DAE4 Sn509; Calibrated: 2013/07/16

Phantom: ELI 4.0; Type: QDOVA001BB;

Measurement SW: DASYS2, Version 52.8 (7);

Z Scan (1x1x61): Measurement grid: dx=20mm, dy=20mm, dz=2.5mm

Maximum value of SAR (measured) = 1.92 W/kg



WLAN 11a 6Mbps 5300MHz Edge4 0mm Ant.Aux

Communication System: UID 0, WLAN 11a/b/g/n (0); Communication System Band: 11a/n (W52 53);

Frequency: 5300 MHz; Duty Cycle: 1:1

Medium parameters used: $f = 5300$ MHz; $\sigma = 5.488$ S/m; $\epsilon_r = 47.658$; $\rho = 1000$ kg/m³

Phantom section: Flat Section

Measurement Standard: DASYS5 (IEEE/IEC/ANSI C63.19-2007)

DASY5 Configuration

Probe: EX3DV4 - SN3825; ConvF(4.34, 4.34, 4.34); Calibrated: 2012/12/10;

Sensor-Surface: 2mm (Mechanical Surface Detection (Locations From Previous Scan Used)),

Sensor-Surface: 2mm (Mechanical Surface Detection)

Electronics: DAE4 Sn509; Calibrated: 2013/07/16

Phantom: ELI 4.0; Type: QDOVA001BB;

Measurement SW: DASYS2, Version 52.8 (7);

Area Scan (121x121x1): Interpolated grid: dx=1.000 mm, dy=1.000 mm

Maximum value of SAR (interpolated) = 0.618 W/kg

Zoom Scan (8x8x6)/Cube 0: Measurement grid: dx=4mm, dy=4mm, dz=2mm

Reference Value = 10.217 V/m; Power Drift = -0.18 dB

Peak SAR (extrapolated) = 1.45 W/kg

SAR(1 g) = 0.351 W/kg; SAR(10 g) = 0.132 W/kg

Maximum value of SAR (measured) = 0.781 W/kg

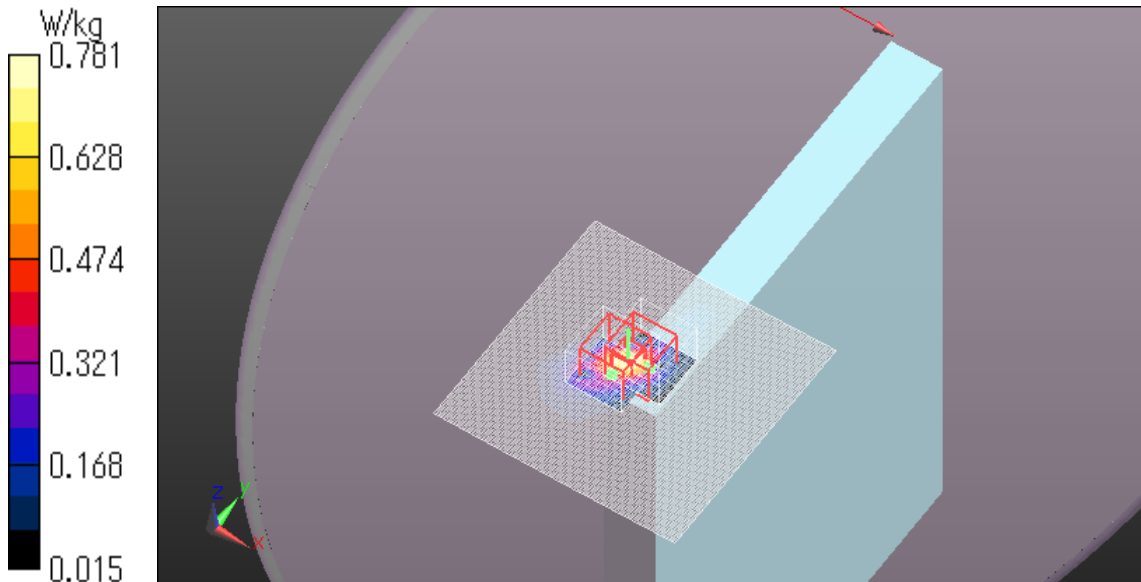
Zoom Scan 2 (8x8x6)/Cube 0: Measurement grid: dx=4mm, dy=4mm, dz=2mm

Reference Value = 10.217 V/m; Power Drift = -0.18 dB

Peak SAR (extrapolated) = 1.30 W/kg

SAR(1 g) = 0.391 W/kg; SAR(10 g) = 0.119 W/kg

Maximum value of SAR (measured) = 0.763 W/kg



Plot No.17

WLAN 11a 6Mbps 5280MHz 45degree tilt 0mm Ant.Aux

Communication System: UID 0, WLAN 11a/b/g/n (0); Communication System Band: 11a/n (W52 53);

Frequency: 5280 MHz; Duty Cycle: 1:1

Medium parameters used: $f = 5280$ MHz; $\sigma = 5.457$ S/m; $\epsilon_r = 47.695$; $\rho = 1000$ kg/m³

Phantom section: Flat Section

Measurement Standard: DASYS5 (IEEE/IEC/ANSI C63.19-2007)

DASY5 Configuration

Probe: EX3DV4 - SN3825; ConvF(4.34, 4.34, 4.34); Calibrated: 2012/12/10;

Sensor-Surface: 2mm (Mechanical Surface Detection)

Electronics: DAE4 Sn509; Calibrated: 2013/07/16

Phantom: ELI 4.0; Type: QDOVA001BB;

Measurement SW: DASYS2, Version 52.8 (7);

Area Scan (121x121x1): Interpolated grid: dx=1.000 mm, dy=1.000 mm

Maximum value of SAR (interpolated) = 1.01 W/kg

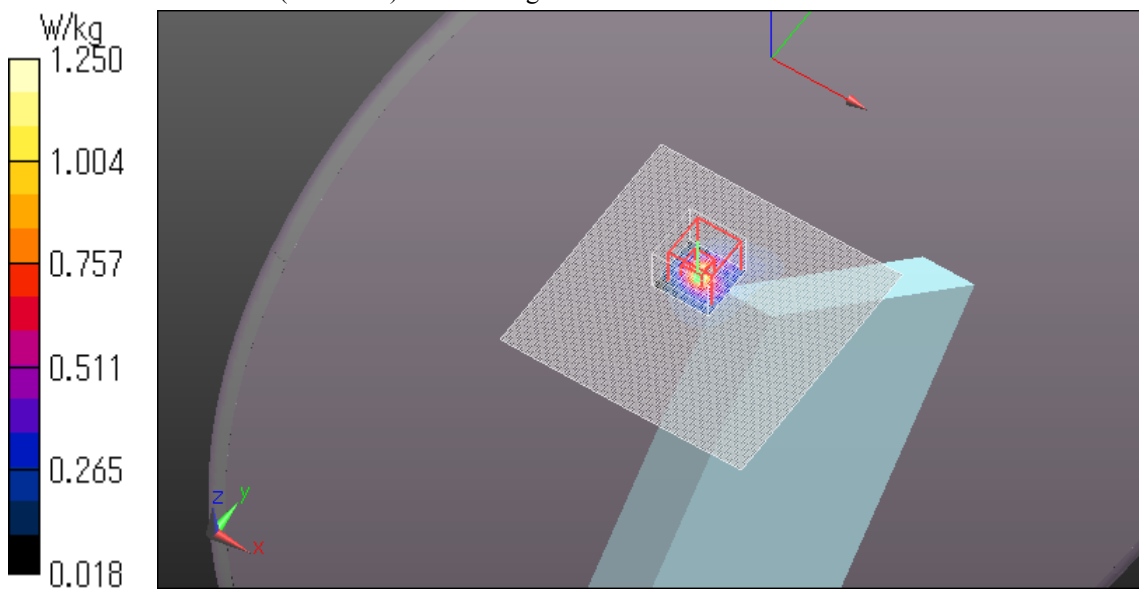
Zoom Scan (8x8x6)/Cube 0: Measurement grid: dx=4mm, dy=4mm, dz=2mm

Reference Value = 15.942 V/m; Power Drift = -0.10 dB

Peak SAR (extrapolated) = 2.14 W/kg

SAR(1 g) = 0.526 W/kg; SAR(10 g) = 0.164 W/kg

Maximum value of SAR (measured) = 1.25 W/kg



Plot No.18

WLAN 11a 6Mbps 5300MHz 45degree tilt 0mm Ant.Aux

Communication System: UID 0, WLAN 11a/b/g/n (0); Communication System Band: 11a/n (W52 53);

Frequency: 5300 MHz; Duty Cycle: 1:1

Medium parameters used: $f = 5300$ MHz; $\sigma = 5.488$ S/m; $\epsilon_r = 47.658$; $\rho = 1000$ kg/m³

Phantom section: Flat Section

Measurement Standard: DASY5 (IEEE/IEC/ANSI C63.19-2007)

DASY5 Configuration

Probe: EX3DV4 - SN3825; ConvF(4.34, 4.34, 4.34); Calibrated: 2012/12/10;

Sensor-Surface: 2mm (Mechanical Surface Detection)

Electronics: DAE4 Sn509; Calibrated: 2013/07/16

Phantom: ELI 4.0; Type: QDOVA001BB;

Measurement SW: DASY52, Version 52.8 (7);

Area Scan (121x121x1): Interpolated grid: dx=1.000 mm, dy=1.000 mm

Maximum value of SAR (interpolated) = 1.05 W/kg

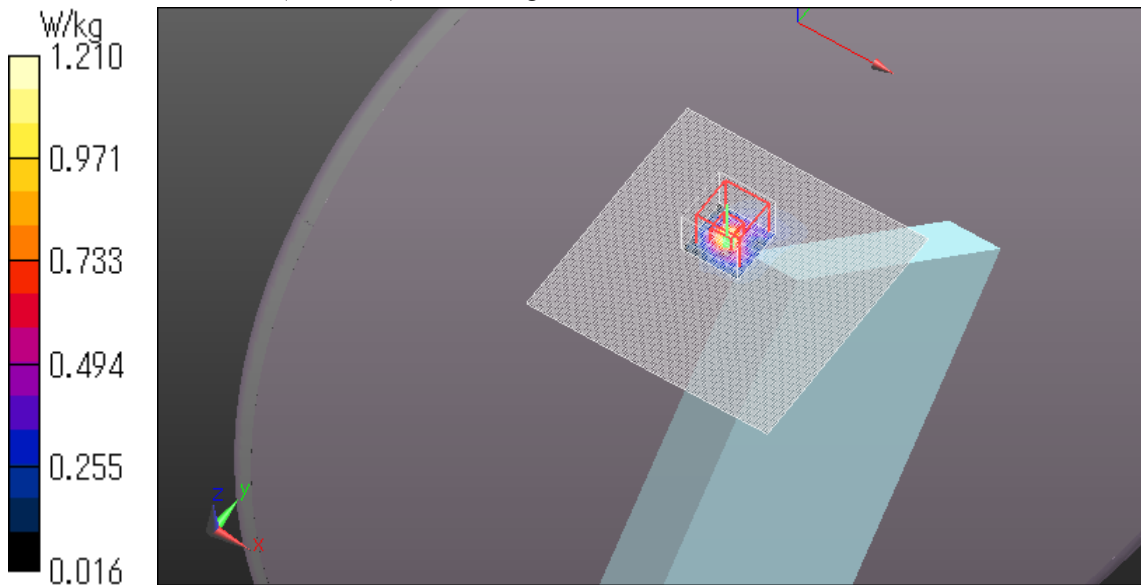
Zoom Scan (8x8x6)/Cube 0: Measurement grid: dx=4mm, dy=4mm, dz=2mm

Reference Value = 15.618 V/m; Power Drift = 0.09 dB

Peak SAR (extrapolated) = 2.71 W/kg

SAR(1 g) = 0.545 W/kg; SAR(10 g) = 0.161 W/kg

Maximum value of SAR (measured) = 1.21 W/kg



Plot No.19


WLAN 11a 6Mbps 5660MHz Rear 0mm Ant.Main

Communication System: UID 0, WLAN 11a/b/g/n (0); Communication System Band: 11a/n (W56);
Frequency: 5660 MHz;Duty Cycle: 1:1
Medium parameters used: $f = 5660$ MHz; $\sigma = 5.85$ S/m; $\epsilon_r = 46.554$; $\rho = 1000$ kg/m³
Phantom section: Flat Section
Measurement Standard: DASYS5 (IEEE/IEC/ANSI C63.19-2007)
DASY5 Configuration
Probe: EX3DV4 - SN3825; ConvF(3.85, 3.85, 3.85); Calibrated: 2012/12/10;
Sensor-Surface: 2mm (Mechanical Surface Detection (Locations From Previous Scan Used)),
Sensor-Surface: 2mm (Mechanical Surface Detection)
Electronics: DAE4 Sn509; Calibrated: 2013/07/16
Phantom: ELI 4.0; Type: QDOVA001BB;
Measurement SW: DASYS2, Version 52.8 (7);

Area Scan (91x241x1): Interpolated grid: dx=1.000 mm, dy=1.000 mm
Maximum value of SAR (interpolated) = 0.0603 W/kg

Zoom Scan (8x8x6)/Cube 0: Measurement grid: dx=4mm, dy=4mm, dz=2mm
Reference Value = 1.712 V/m; Power Drift = 0.13 dB
Peak SAR (extrapolated) = 0.0540 W/kg
SAR(1 g) = 0.029 W/kg; SAR(10 g) = 0.023 W/kg

Maximum value of SAR (measured) = 0.0362 W/kg



Plot No.20

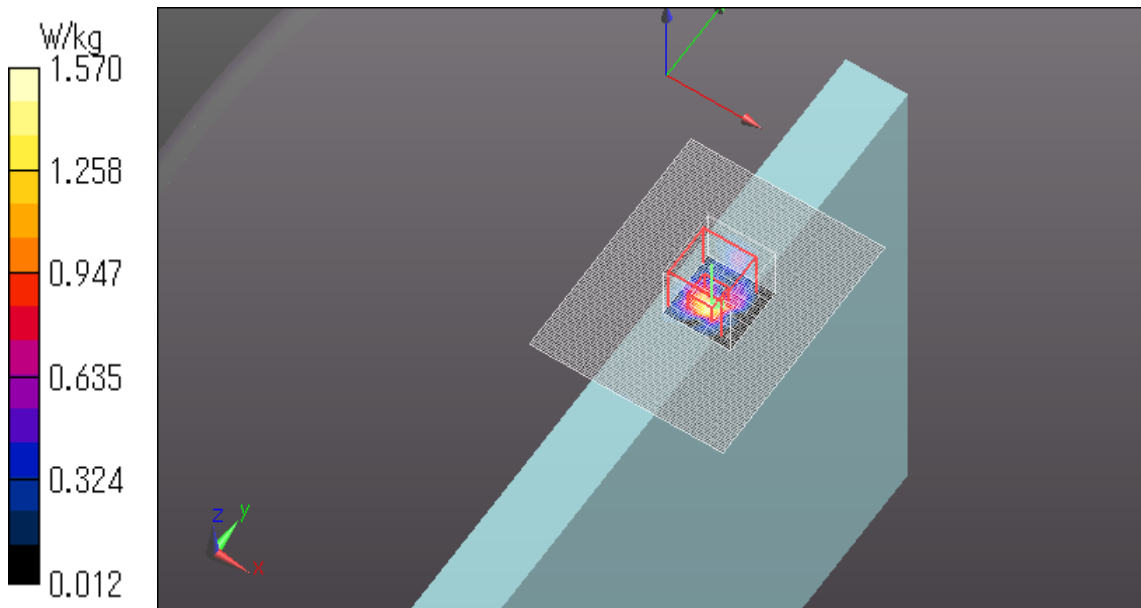
WLAN 11a 6Mbps 5520MHz Edge1 0mm Ant.Main

Communication System: UID 0, WLAN 11a/b/g/n (0); Communication System Band: 11a/n (W56);
Frequency: 5520 MHz; Duty Cycle: 1:1
Medium parameters used: $f = 5520$ MHz; $\sigma = 5.838$ S/m; $\epsilon_r = 48.706$; $\rho = 1000$ kg/m³
Phantom section: Flat Section
Measurement Standard: DASYS5 (IEEE/IEC/ANSI C63.19-2007)
DASY5 Configuration
Probe: EX3DV4 - SN3825; ConvF(3.89, 3.89, 3.89); Calibrated: 2012/12/10;
Sensor-Surface: 2mm (Mechanical Surface Detection)
Electronics: DAE4 Sn509; Calibrated: 2013/07/16
Phantom: ELI 4.0; Type: QDOVA001BB;
Measurement SW: DASYS2, Version 52.8 (7);

Area Scan (81x101x1): Interpolated grid: dx=1.000 mm, dy=1.000 mm
Maximum value of SAR (interpolated) = 1.66 W/kg

Zoom Scan 2 (8x8x6)/Cube 0: Measurement grid: dx=4mm, dy=4mm, dz=2mm
Reference Value = 13.312 V/m; Power Drift = 0.11 dB
Peak SAR (extrapolated) = 3.48 W/kg
SAR(1 g) = 0.647 W/kg; SAR(10 g) = 0.171 W/kg

Maximum value of SAR (measured) = 1.57 W/kg



Plot No.21

WLAN 11a 6Mbps 5580MHz Edge1 0mm Ant.Main

Communication System: UID 0, WLAN 11a/b/g/n (0); Communication System Band: 11a/n (W56);

Frequency: 5580 MHz;Duty Cycle: 1:1

Medium parameters used: $f = 5580$ MHz; $\sigma = 5.929$ S/m; $\epsilon_r = 48.611$; $\rho = 1000$ kg/m³

Phantom section: Flat Section

Measurement Standard: DASY5 (IEEE/IEC/ANSI C63.19-2007)

DASY5 Configuration

Probe: EX3DV4 - SN3825; ConvF(3.85, 3.85, 3.85); Calibrated: 2012/12/10;

Sensor-Surface: 2mm (Mechanical Surface Detection (Locations From Previous Scan Used)),

Sensor-Surface: 2mm (Mechanical Surface Detection)

Electronics: DAE4 Sn509; Calibrated: 2013/07/16

Phantom: ELI 4.0; Type: QDOVA001BB;

Measurement SW: DASY52, Version 52.8 (7);

Area Scan (81x101x1): Interpolated grid: dx=1.000 mm, dy=1.000 mm

Maximum value of SAR (interpolated) = 0.804 W/kg

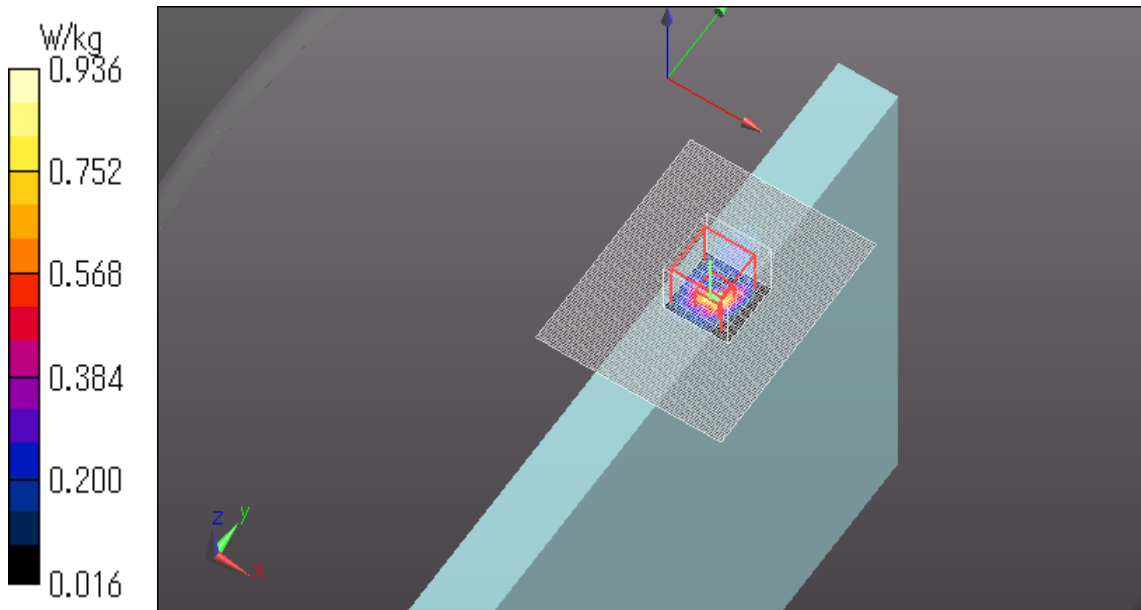
Zoom Scan (8x8x6)/Cube 0: Measurement grid: dx=4mm, dy=4mm, dz=2mm

Reference Value = 12.575 V/m; Power Drift = -0.08 dB

Peak SAR (extrapolated) = 3.49 W/kg

SAR(1 g) = 0.365 W/kg; SAR(10 g) = 0.108 W/kg

Maximum value of SAR (measured) = 0.936 W/kg



Plot No.22

WLAN 11a 6Mbps 5600MHz Edge1 0mm Ant.Main

Communication System: UID 0, WLAN 11a/b/g/n (0); Communication System Band: 11a/n (W56);

Frequency: 5600 MHz; Duty Cycle: 1:1

Medium parameters used: $f = 5600$ MHz; $\sigma = 5.886$ S/m; $\epsilon_r = 48.158$; $\rho = 1000$ kg/m³

Phantom section: Flat Section

Measurement Standard: DASYS5 (IEEE/IEC/ANSI C63.19-2007)

DASY5 Configuration

Probe: EX3DV4 - SN3825; ConvF(3.85, 3.85, 3.85); Calibrated: 2012/12/10;

Sensor-Surface: 2mm (Mechanical Surface Detection)

Electronics: DAE4 Sn509; Calibrated: 2013/07/16

Phantom: ELI 4.0; Type: QDOVA001BB;

Measurement SW: DASYS2, Version 52.8 (7);

Area Scan (81x101x1): Interpolated grid: dx=1.000 mm, dy=1.000 mm

Maximum value of SAR (interpolated) = 1.20 W/kg

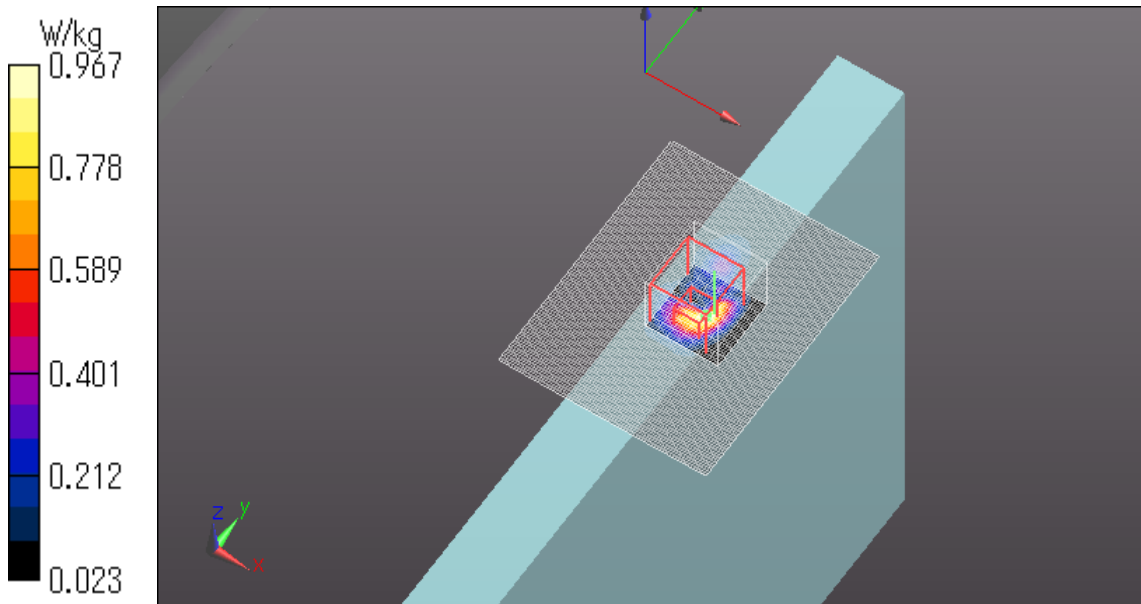
Zoom Scan (8x8x6)/Cube 0: Measurement grid: dx=4mm, dy=4mm, dz=2mm

Reference Value = 13.106 V/m; Power Drift = -0.17 dB

Peak SAR (extrapolated) = 1.79 W/kg

SAR(1 g) = 0.393 W/kg; SAR(10 g) = 0.121 W/kg

Maximum value of SAR (measured) = 0.967 W/kg



Plot No.23

WLAN 11a 6Mbps 5660MHz Edge1 0mm Ant.Main

Communication System: UID 0, WLAN 11a/b/g/n (0); Communication System Band: 11a/n (W56);

Frequency: 5660 MHz; Duty Cycle: 1:1

Medium parameters used: $f = 5660$ MHz; $\sigma = 6.027$ S/m; $\epsilon_r = 48.484$; $\rho = 1000$ kg/m³

Phantom section: Flat Section

Measurement Standard: DASYS5 (IEEE/IEC/ANSI C63.19-2007)

DASY5 Configuration

Probe: EX3DV4 - SN3825; ConvF(3.85, 3.85, 3.85); Calibrated: 2012/12/10;

Sensor-Surface: 2mm (Mechanical Surface Detection)

Electronics: DAE4 Sn509; Calibrated: 2013/07/16

Phantom: ELI 4.0; Type: QDOVA001BB;

Measurement SW: DASYS2, Version 52.8 (7);

Area Scan (81x101x1): Interpolated grid: dx=1.000 mm, dy=1.000 mm

Maximum value of SAR (interpolated) = 1.95 W/kg

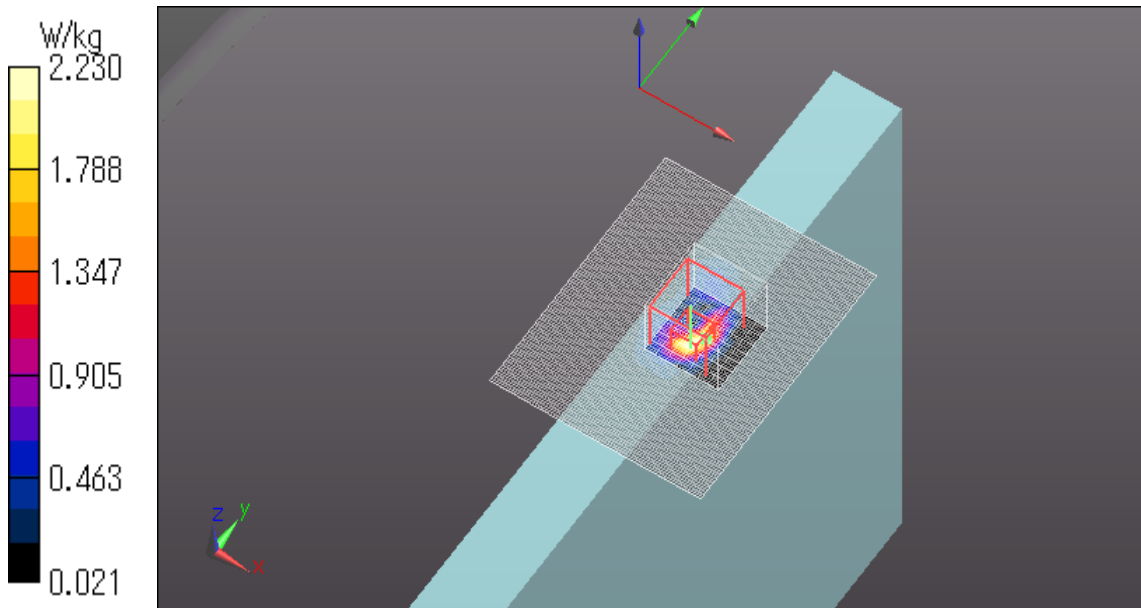
Zoom Scan (8x8x6)/Cube 0: Measurement grid: dx=4mm, dy=4mm, dz=2mm

Reference Value = 20.618 V/m; Power Drift = 0.14 dB

Peak SAR (extrapolated) = 5.27 W/kg

SAR(1 g) = 0.886 W/kg; SAR(10 g) = 0.238 W/kg

Maximum value of SAR (measured) = 2.23 W/kg



WLAN 11a 6Mbps 5660MHz Edge1 0mm Ant.Main

Communication System: UID 0, WLAN 11a/b/g/n (0); Communication System Band: 11a/n (W56);

Frequency: 5660 MHz; Duty Cycle: 1:1

Medium parameters used: $f = 5660$ MHz; $\sigma = 6.027$ S/m; $\epsilon_r = 48.484$; $\rho = 1000$ kg/m³

Phantom section: Flat Section

Measurement Standard: DASYS (IEEE/IEC/ANSI C63.19-2007)

DASY5 Configuration

Probe: EX3DV4 - SN3825; ConvF(3.85, 3.85, 3.85); Calibrated: 2012/12/10;

Sensor-Surface: 2mm (Mechanical Surface Detection)

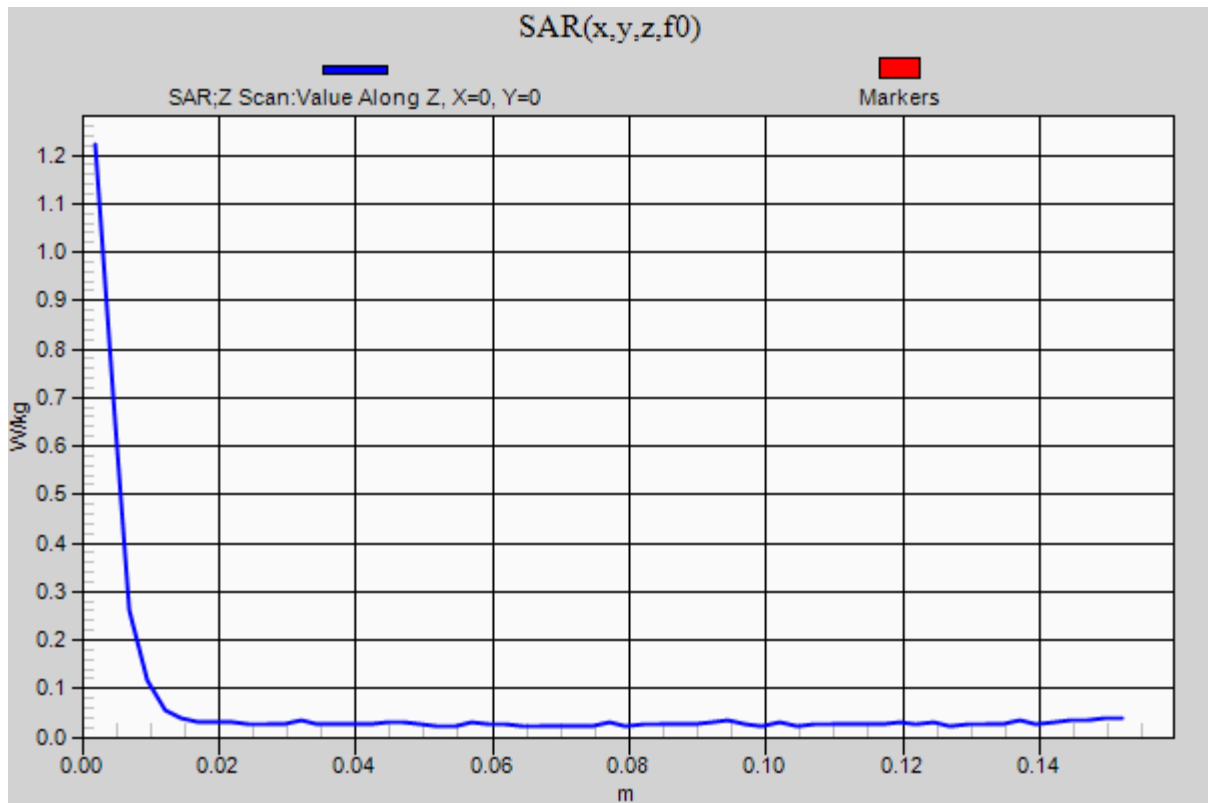
Electronics: DAE4 Sn509; Calibrated: 2013/07/16

Phantom: ELI 4.0; Type: QDOVA001BB;

Measurement SW: DASYS2, Version 52.8 (7);

Z Scan (1x1x61): Measurement grid: dx=20mm, dy=20mm, dz=2.5mm

Maximum value of SAR (measured) = 1.22 W/kg



WLAN 11a 6Mbps 5520MHz Rear 0mm Ant.Aux

Communication System: UID 0, WLAN 11a/b/g/n (0); Communication System Band: 11a/n (W56);

Frequency: 5520 MHz; Duty Cycle: 1:1

Medium parameters used: $f = 5520$ MHz; $\sigma = 5.664$ S/m; $\epsilon_r = 46.776$; $\rho = 1000$ kg/m³

Phantom section: Flat Section

Measurement Standard: DASYS5 (IEEE/IEC/ANSI C63.19-2007)

DASY5 Configuration

Probe: EX3DV4 - SN3825; ConvF(3.89, 3.89, 3.89); Calibrated: 2012/12/10;

Sensor-Surface: 2mm (Mechanical Surface Detection)

Electronics: DAE4 Sn509; Calibrated: 2013/07/16

Phantom: ELI 4.0; Type: QDOVA001BB;

Measurement SW: DASYS2, Version 52.8 (7);

Area Scan (121x121x1): Interpolated grid: dx=1.000 mm, dy=1.000 mm

Maximum value of SAR (interpolated) = 0.221 W/kg

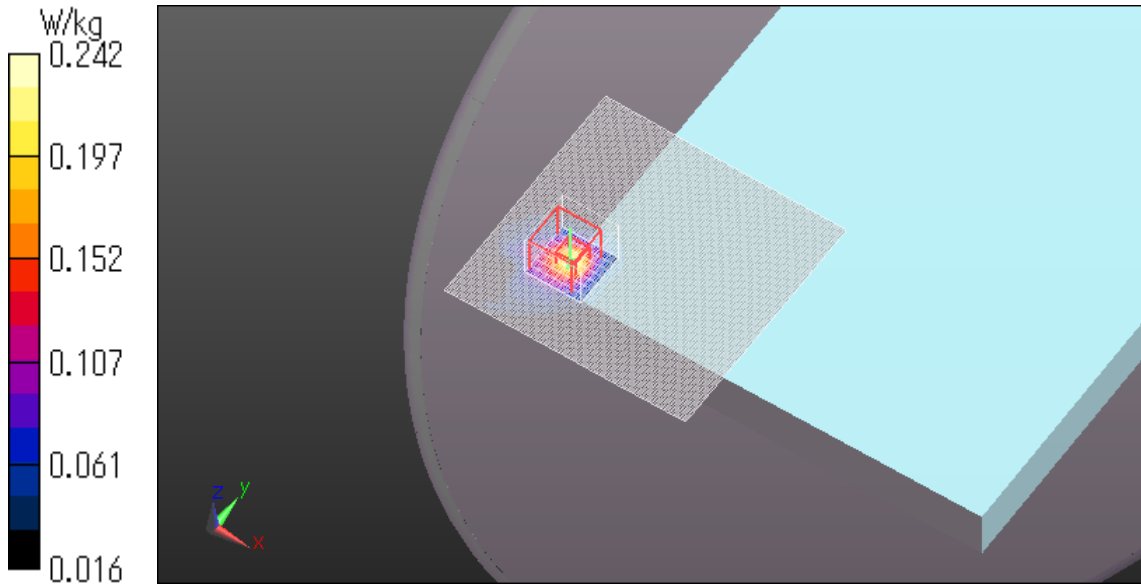
Zoom Scan (8x8x6)/Cube 0: Measurement grid: dx=4mm, dy=4mm, dz=2mm

Reference Value = 7.076 V/m; Power Drift = 0.14 dB

Peak SAR (extrapolated) = 0.416 W/kg

SAR(1 g) = 0.121 W/kg; SAR(10 g) = 0.052 W/kg

Maximum value of SAR (measured) = 0.242 W/kg



WLAN 11a 6Mbps 5520MHz Edge3 0mm Ant.Aux

Communication System: UID 0, WLAN 11a/b/g/n (0); Communication System Band: 11a/n (W56);

Frequency: 5520 MHz; Duty Cycle: 1:1

Medium parameters used: $f = 5520$ MHz; $\sigma = 5.664$ S/m; $\epsilon_r = 46.776$; $\rho = 1000$ kg/m³

Phantom section: Flat Section

Measurement Standard: DASYS5 (IEEE/IEC/ANSI C63.19-2007)

DASY5 Configuration

Probe: EX3DV4 - SN3825; ConvF(3.89, 3.89, 3.89); Calibrated: 2012/12/10;

Sensor-Surface: 2mm (Mechanical Surface Detection)

Electronics: DAE4 Sn509; Calibrated: 2013/07/16

Phantom: ELI 4.0; Type: QDOVA001BB;

Measurement SW: DASY52, Version 52.8 (7);

Area Scan (91x121x1): Interpolated grid: dx=1.000 mm, dy=1.000 mm

Maximum value of SAR (interpolated) = 1.63 W/kg

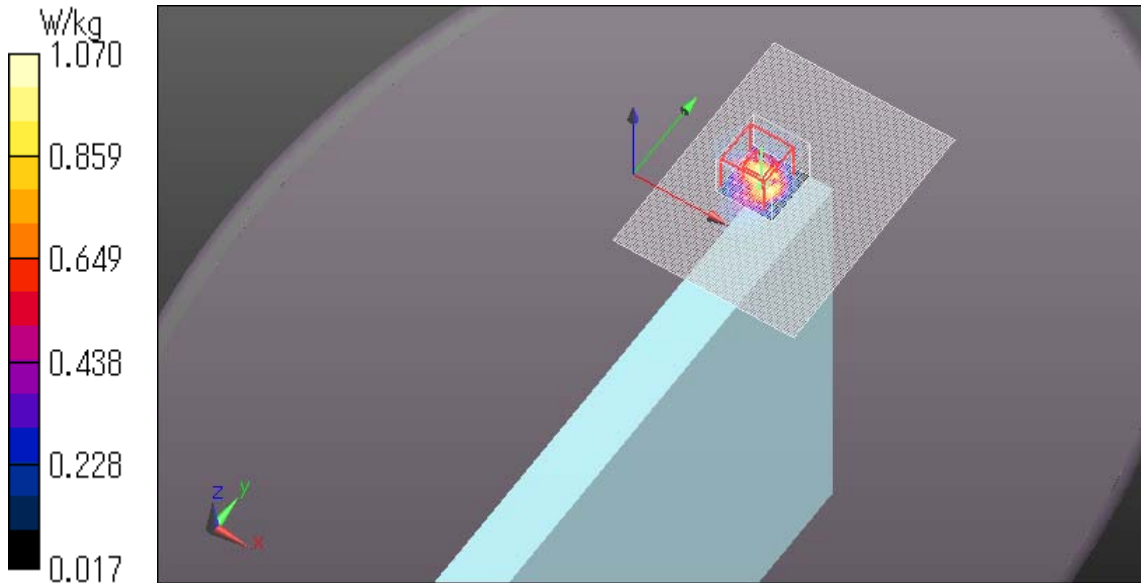
Zoom Scan (8x8x6)/Cube 0: Measurement grid: dx=4mm, dy=4mm, dz=2mm

Reference Value = 14.046 V/m; Power Drift = -0.19 dB

Peak SAR (extrapolated) = 3.07 W/kg

SAR(1 g) = 0.508 W/kg; SAR(10 g) = 0.190 W/kg

Maximum value of SAR (measured) = 1.07 W/kg



WLAN 11a 6Mbps 5560MHz Edge3 0mm Ant.Aux

Communication System: UID 0, WLAN 11a/b/g/n (0); Communication System Band: 11a/n (W56);

Frequency: 5560 MHz; Duty Cycle: 1:1

Medium parameters used: $f = 5560$ MHz; $\sigma = 5.72$ S/m; $\epsilon_r = 46.701$; $\rho = 1000$ kg/m³

Phantom section: Flat Section

Measurement Standard: DASYS5 (IEEE/IEC/ANSI C63.19-2007)

DASY5 Configuration

Probe: EX3DV4 - SN3825; ConvF(3.85, 3.85, 3.85); Calibrated: 2012/12/10;

Sensor-Surface: 2mm (Mechanical Surface Detection (Locations From Previous Scan Used)),

Sensor-Surface: 2mm (Mechanical Surface Detection)

Electronics: DAE4 Sn509; Calibrated: 2013/07/16

Phantom: ELI 4.0; Type: QDOVA001BB;

Measurement SW: DASYS2, Version 52.8 (7);

Area Scan (91x121x1): Interpolated grid: dx=1.000 mm, dy=1.000 mm

Maximum value of SAR (interpolated) = 1.30 W/kg

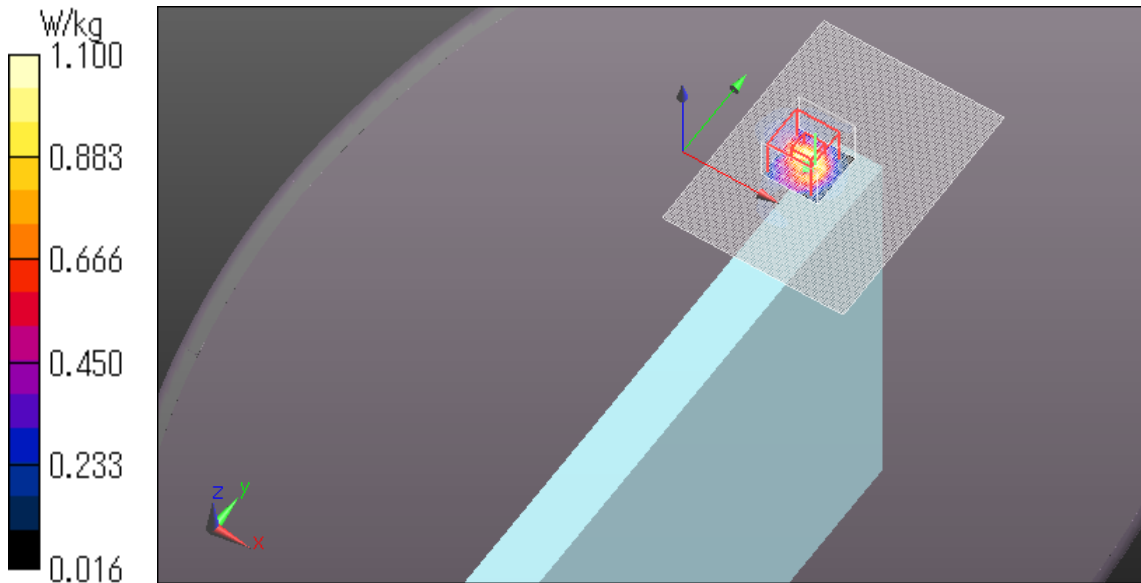
Zoom Scan (8x8x6)/Cube 0: Measurement grid: dx=4mm, dy=4mm, dz=2mm

Reference Value = 14.635 V/m; Power Drift = -0.17 dB

Peak SAR (extrapolated) = 1.75 W/kg

SAR(1 g) = 0.471 W/kg; SAR(10 g) = 0.186 W/kg

Maximum value of SAR (measured) = 1.10 W/kg



Plot No.27

WLAN 11a 6Mbps 5600MHz Edge3 0mm Ant.Aux

Communication System: UID 0, WLAN 11a/b/g/n (0); Communication System Band: 11a/n (W56);

Frequency: 5600 MHz; Duty Cycle: 1:1

Medium parameters used: $f = 5600$ MHz; $\sigma = 5.771$ S/m; $\epsilon_r = 46.664$; $\rho = 1000$ kg/m³

Phantom section: Flat Section

Measurement Standard: DASYS5 (IEEE/IEC/ANSI C63.19-2007)

DASY5 Configuration

Probe: EX3DV4 - SN3825; ConvF(3.85, 3.85, 3.85); Calibrated: 2012/12/10;

Sensor-Surface: 2mm (Mechanical Surface Detection (Locations From Previous Scan Used)),

Sensor-Surface: 2mm (Mechanical Surface Detection)

Electronics: DAE4 Sn509; Calibrated: 2013/07/16

Phantom: ELI 4.0; Type: QDOVA001BB;

Measurement SW: DASYS2, Version 52.8 (7);

Area Scan (91x121x1): Interpolated grid: dx=1.000 mm, dy=1.000 mm

Maximum value of SAR (interpolated) = 1.53 W/kg

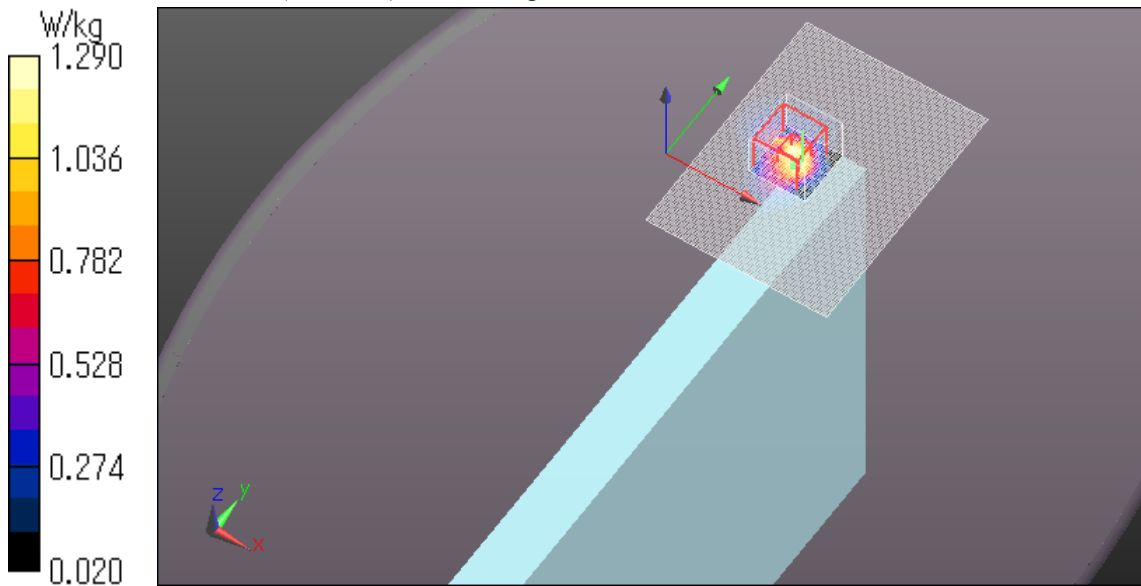
Zoom Scan (8x8x6)/Cube 0: Measurement grid: dx=4mm, dy=4mm, dz=2mm

Reference Value = 8.444 V/m; Power Drift = 0.08 dB

Peak SAR (extrapolated) = 5.36 W/kg

SAR(1 g) = 0.654 W/kg; SAR(10 g) = 0.230 W/kg

Maximum value of SAR (measured) = 1.29 W/kg



WLAN 11a 6Mbps 5660MHz Edge3 0mm Ant.Aux

Communication System: UID 0, WLAN 11a/b/g/n (0); Communication System Band: 11a/n (W56);

Frequency: 5660 MHz; Duty Cycle: 1:1

Medium parameters used: $f = 5660$ MHz; $\sigma = 5.85$ S/m; $\epsilon_r = 46.554$; $\rho = 1000$ kg/m³

Phantom section: Flat Section

Measurement Standard: DASYS5 (IEEE/IEC/ANSI C63.19-2007)

DASY5 Configuration

Probe: EX3DV4 - SN3825; ConvF(3.85, 3.85, 3.85); Calibrated: 2012/12/10;

Sensor-Surface: 2mm (Mechanical Surface Detection (Locations From Previous Scan Used)),

Sensor-Surface: 2mm (Mechanical Surface Detection)

Electronics: DAE4 Sn509; Calibrated: 2013/07/16

Phantom: ELI 4.0; Type: QDOVA001BB;

Measurement SW: DASYS2, Version 52.8 (7);

Area Scan (91x121x1): Interpolated grid: dx=1.000 mm, dy=1.000 mm

Maximum value of SAR (interpolated) = 1.08 W/kg

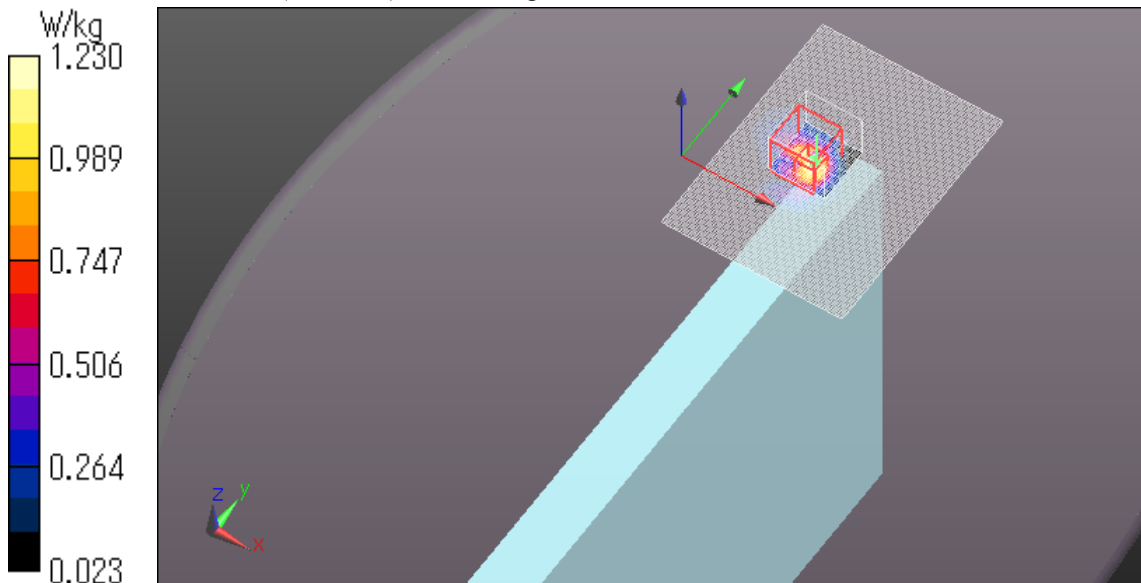
Zoom Scan (8x8x6)/Cube 0: Measurement grid: dx=4mm, dy=4mm, dz=2mm

Reference Value = 4.401 V/m; Power Drift = 0.13 dB

Peak SAR (extrapolated) = 2.54 W/kg

SAR(1 g) = 0.573 W/kg; SAR(10 g) = 0.200 W/kg

Maximum value of SAR (measured) = 1.23 W/kg



WLAN 11a 6Mbps 5520MHz Edge4 0mm Ant.Aux

Communication System: UID 0, WLAN 11a/b/g/n (0); Communication System Band: 11a/n (W56);

Frequency: 5520 MHz; Duty Cycle: 1:1

Medium parameters used: $f = 5520$ MHz; $\sigma = 5.664$ S/m; $\epsilon_r = 46.776$; $\rho = 1000$ kg/m³

Phantom section: Flat Section

Measurement Standard: DASY5 (IEEE/IEC/ANSI C63.19-2007)

DASY5 Configuration

Probe: EX3DV4 - SN3825; ConvF(3.89, 3.89, 3.89); Calibrated: 2012/12/10;

Sensor-Surface: 2mm (Mechanical Surface Detection)

Electronics: DAE4 Sn509; Calibrated: 2013/07/16

Phantom: ELI 4.0; Type: QDOVA001BB;

Measurement SW: DASY52, Version 52.8 (7);

Area Scan (101x101x1): Interpolated grid: dx=1.000 mm, dy=1.000 mm

Maximum value of SAR (interpolated) = 0.435 W/kg

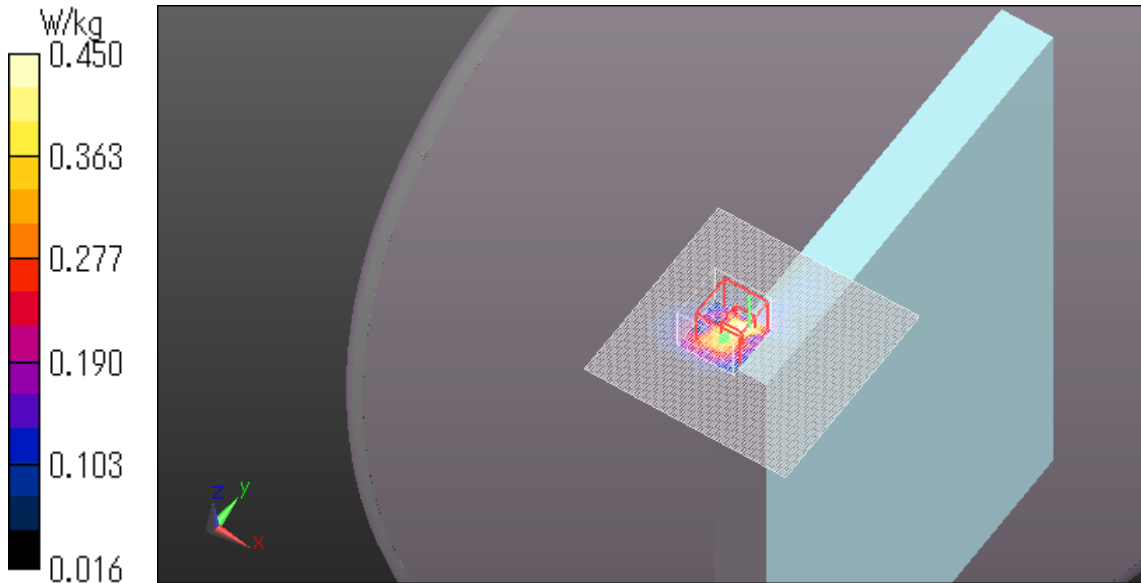
Zoom Scan (8x8x6)/Cube 0: Measurement grid: dx=4mm, dy=4mm, dz=2mm

Reference Value = 8.956 V/m; Power Drift = 0.04 dB

Peak SAR (extrapolated) = 1.18 W/kg

SAR(1 g) = 0.236 W/kg; SAR(10 g) = 0.097 W/kg

Maximum value of SAR (measured) = 0.450 W/kg



WLAN 11a 6Mbps 5520MHz 45degree tilt 0mm Ant.Aux

Communication System: UID 0, WLAN 11a/b/g/n (0); Communication System Band: 11a/n (W56);

Frequency: 5520 MHz; Duty Cycle: 1:1

Medium parameters used: $f = 5520$ MHz; $\sigma = 5.699$ S/m; $\epsilon_r = 46.973$; $\rho = 1000$ kg/m³

Phantom section: Flat Section

Measurement Standard: DASY5 (IEEE/IEC/ANSI C63.19-2007)

DASY5 Configuration

Probe: EX3DV4 - SN3825; ConvF(3.89, 3.89, 3.89); Calibrated: 2012/12/10;

Sensor-Surface: 2mm (Mechanical Surface Detection)

Electronics: DAE4 Sn509; Calibrated: 2013/07/16

Phantom: ELI 4.0; Type: QDOVA001BB;

Measurement SW: DASY52, Version 52.8 (7);

Area Scan (101x101x1): Interpolated grid: dx=1.000 mm, dy=1.000 mm

Maximum value of SAR (interpolated) = 0.715 W/kg


Zoom Scan (8x8x6)/Cube 0: Measurement grid: dx=4mm, dy=4mm, dz=2mm

Reference Value = 12.700 V/m; Power Drift = 0.01 dB

Peak SAR (extrapolated) = 3.91 W/kg

SAR(1 g) = 0.367 W/kg; SAR(10 g) = 0.118 W/kg

Maximum value of SAR (measured) = 0.869 W/kg



WLAN 11a 6Mbps 5560MHz 45degree tilt 0mm Ant.Aux

Communication System: UID 0, WLAN 11a/b/g/n (0); Communication System Band: 11a/n (W56);

Frequency: 5560 MHz; Duty Cycle: 1:1

Medium parameters used: $f = 5560$ MHz; $\sigma = 5.755$ S/m; $\epsilon_r = 46.899$; $\rho = 1000$ kg/m³

Phantom section: Flat Section

Measurement Standard: DASY5 (IEEE/IEC/ANSI C63.19-2007)

DASY5 Configuration

Probe: EX3DV4 - SN3825; ConvF(3.85, 3.85, 3.85); Calibrated: 2012/12/10;

Sensor-Surface: 2mm (Mechanical Surface Detection)

Electronics: DAE4 Sn509; Calibrated: 2013/07/16

Phantom: ELI 4.0; Type: QDOVA001BB;

Measurement SW: DASY52, Version 52.8 (7);

Area Scan (101x101x1): Interpolated grid: dx=1.000 mm, dy=1.000 mm

Maximum value of SAR (interpolated) = 0.791 W/kg

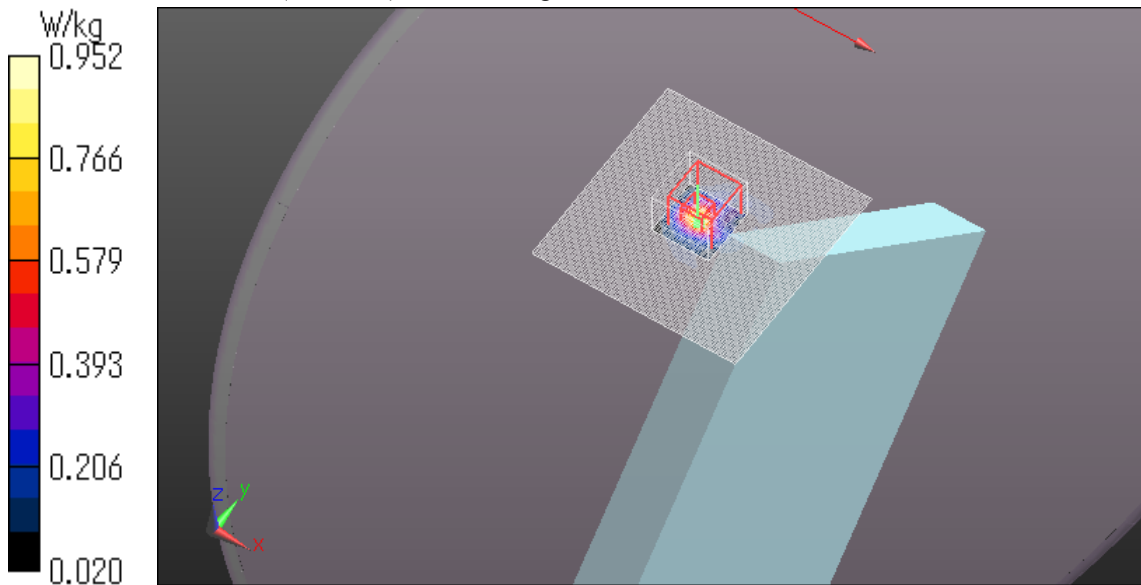
Zoom Scan (8x8x6)/Cube 0: Measurement grid: dx=4mm, dy=4mm, dz=2mm

Reference Value = 13.193 V/m; Power Drift = -0.12 dB

Peak SAR (extrapolated) = 2.69 W/kg

SAR(1 g) = 0.430 W/kg; SAR(10 g) = 0.132 W/kg

Maximum value of SAR (measured) = 0.952 W/kg



WLAN 11a 6Mbps 5600MHz 45degree tilt 0mm Ant.Aux

Communication System: UID 0, WLAN 11a/b/g/n (0); Communication System Band: 11a/n (W56);

Frequency: 5600 MHz; Duty Cycle: 1:1

Medium parameters used: $f = 5600$ MHz; $\sigma = 5.807$ S/m; $\epsilon_r = 46.862$; $\rho = 1000$ kg/m³

Phantom section: Flat Section

Measurement Standard: DASY5 (IEEE/IEC/ANSI C63.19-2007)

DASY5 Configuration

Probe: EX3DV4 - SN3825; ConvF(3.85, 3.85, 3.85); Calibrated: 2012/12/10;

Sensor-Surface: 2mm (Mechanical Surface Detection)

Electronics: DAE4 Sn509; Calibrated: 2013/07/16

Phantom: ELI 4.0; Type: QDOVA001BB;

Measurement SW: DASY52, Version 52.8 (7);

Area Scan (101x101x1): Interpolated grid: dx=1.000 mm, dy=1.000 mm

Maximum value of SAR (interpolated) = 0.943 W/kg

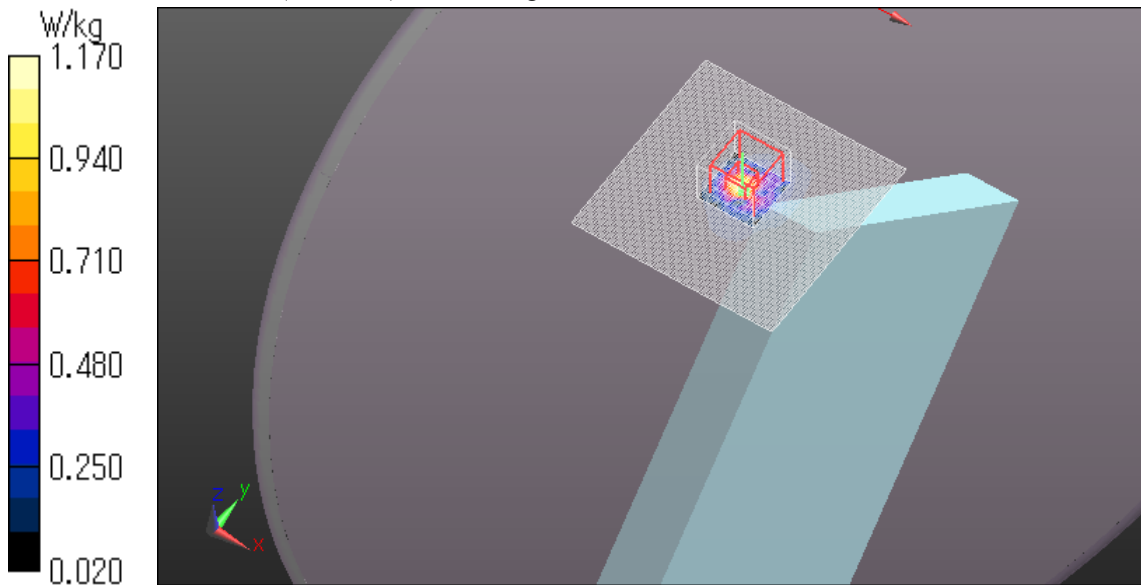
Zoom Scan (8x8x6)/Cube 0: Measurement grid: dx=4mm, dy=4mm, dz=2mm

Reference Value = 14.972 V/m; Power Drift = -0.01 dB

Peak SAR (extrapolated) = 2.23 W/kg

SAR(1 g) = 0.536 W/kg; SAR(10 g) = 0.158 W/kg

Maximum value of SAR (measured) = 1.17 W/kg



WLAN 11a 6Mbps 5660MHz 45degree tilt 0mm Ant.Aux

Communication System: UID 0, WLAN 11a/b/g/n (0); Communication System Band: 11a/n (W56);

Frequency: 5660 MHz; Duty Cycle: 1:1

Medium parameters used: $f = 5660$ MHz; $\sigma = 5.885$ S/m; $\epsilon_r = 46.752$; $\rho = 1000$ kg/m³

Phantom section: Flat Section

Measurement Standard: DASY5 (IEEE/IEC/ANSI C63.19-2007)

DASY5 Configuration

Probe: EX3DV4 - SN3825; ConvF(3.85, 3.85, 3.85); Calibrated: 2012/12/10;

Sensor-Surface: 2mm (Mechanical Surface Detection)

Electronics: DAE4 Sn509; Calibrated: 2013/07/16

Phantom: ELI 4.0; Type: QDOVA001BB;

Measurement SW: DASY52, Version 52.8 (7);

Area Scan (101x101x1): Interpolated grid: dx=1.000 mm, dy=1.000 mm

Maximum value of SAR (interpolated) = 1.00 W/kg

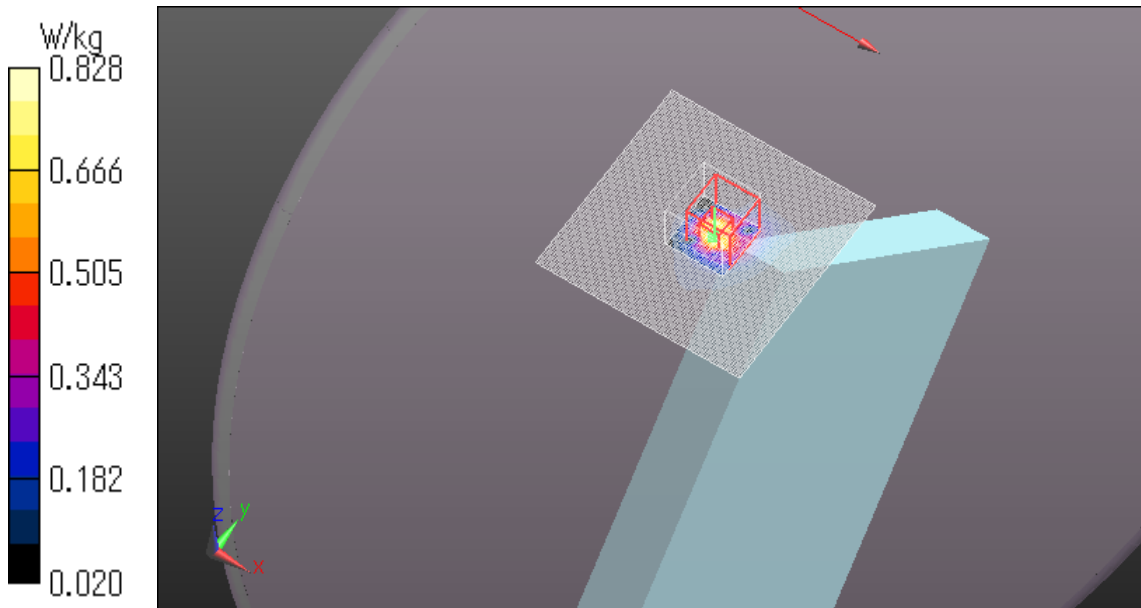
Zoom Scan (8x8x6)/Cube 0: Measurement grid: dx=4mm, dy=4mm, dz=2mm

Reference Value = 13.876 V/m; Power Drift = -0.11 dB

Peak SAR (extrapolated) = 1.35 W/kg

SAR(1 g) = 0.393 W/kg; SAR(10 g) = 0.137 W/kg

Maximum value of SAR (measured) = 0.828 W/kg



WLAN 11a 6Mbps 5745MHz Rear 0mm Ant.Main

Communication System: UID 0, WLAN 11a/b/g/n (0); Communication System Band: 11a/n (W58);

Frequency: 5745 MHz; Duty Cycle: 1:1

Medium parameters used (interpolated): $f = 5745$ MHz; $\sigma = 6.001$ S/m; $\epsilon_r = 46.669$; $\rho = 1000$ kg/m³

Phantom section: Flat Section

Measurement Standard: DASY5 (IEEE/IEC/ANSI C63.19-2007)

DASY5 Configuration

Probe: EX3DV4 - SN3825; ConvF(4.2, 4.2, 4.2); Calibrated: 2012/12/10;

Sensor-Surface: 2mm (Mechanical Surface Detection)

Electronics: DAE4 Sn509; Calibrated: 2013/07/16

Phantom: ELI 4.0; Type: QDOVA001BB;

Measurement SW: DASY52, Version 52.8 (7);

Area Scan (101x241x1): Interpolated grid: dx=1.000 mm, dy=1.000 mm

Maximum value of SAR (interpolated) = 0.0298 W/kg


Zoom Scan (8x8x6)/Cube 0: Measurement grid: dx=4mm, dy=4mm, dz=2mm

Reference Value = 2.123 V/m; Power Drift = 0.15 dB

Peak SAR (extrapolated) = 0.0600 W/kg

SAR(1 g) = 0.035 W/kg; SAR(10 g) = 0.032 W/kg

Maximum value of SAR (measured) = 0.0441 W/kg



WLAN 11a 6Mbps 5745MHz Edge1 0mm Ant.Main

Communication System: UID 0, WLAN 11a/b/g/n (0); Communication System Band: 11a/n (W58);

Frequency: 5745 MHz; Duty Cycle: 1:1

Medium parameters used (interpolated): $f = 5745$ MHz; $\sigma = 6.075$ S/m; $\epsilon_r = 47.941$; $\rho = 1000$ kg/m³

Phantom section: Flat Section

Measurement Standard: DASYS5 (IEEE/IEC/ANSI C63.19-2007)

DASY5 Configuration

Probe: EX3DV4 - SN3825; ConvF(4.2, 4.2, 4.2); Calibrated: 2012/12/10;

Sensor-Surface: 2mm (Mechanical Surface Detection)

Electronics: DAE4 Sn509; Calibrated: 2013/07/16

Phantom: ELI 4.0; Type: QDOVA001BB;

Measurement SW: DASYS2, Version 52.8 (7);

Area Scan (81x101x1): Interpolated grid: dx=1.000 mm, dy=1.000 mm

Maximum value of SAR (interpolated) = 1.24 W/kg

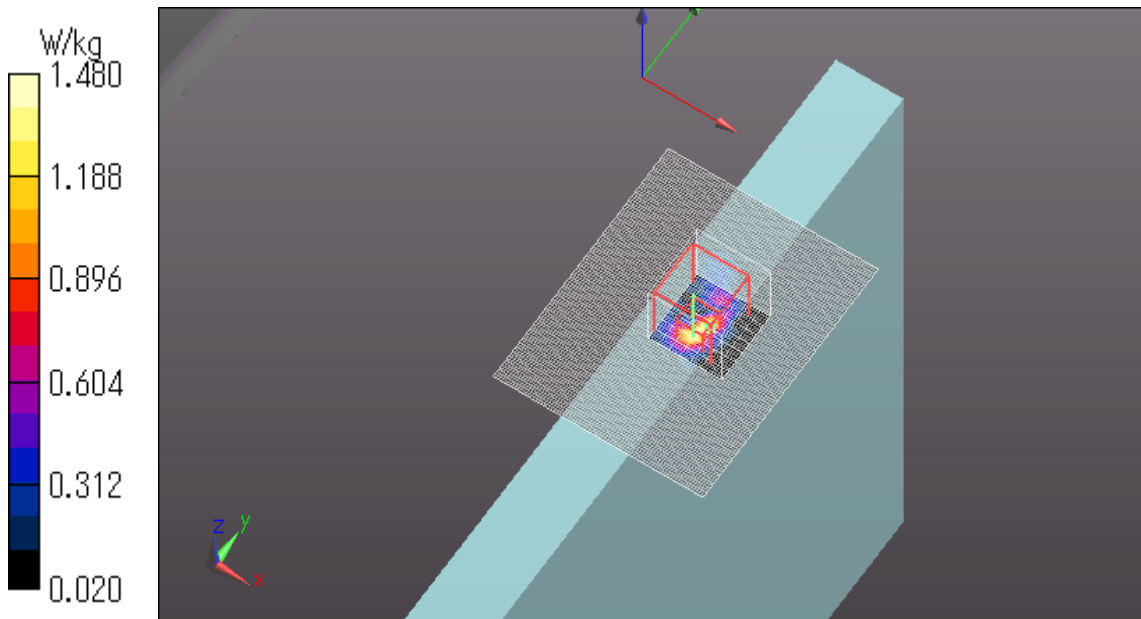
Zoom Scan 2 2 (8x8x6)/Cube 0: Measurement grid: dx=4mm, dy=4mm, dz=2mm

Reference Value = 17.127 V/m; Power Drift = 0.11 dB

Peak SAR (extrapolated) = 2.87 W/kg

SAR(1 g) = 0.526 W/kg; SAR(10 g) = 0.140 W/kg

Maximum value of SAR (measured) = 1.48 W/kg



Plot No.36

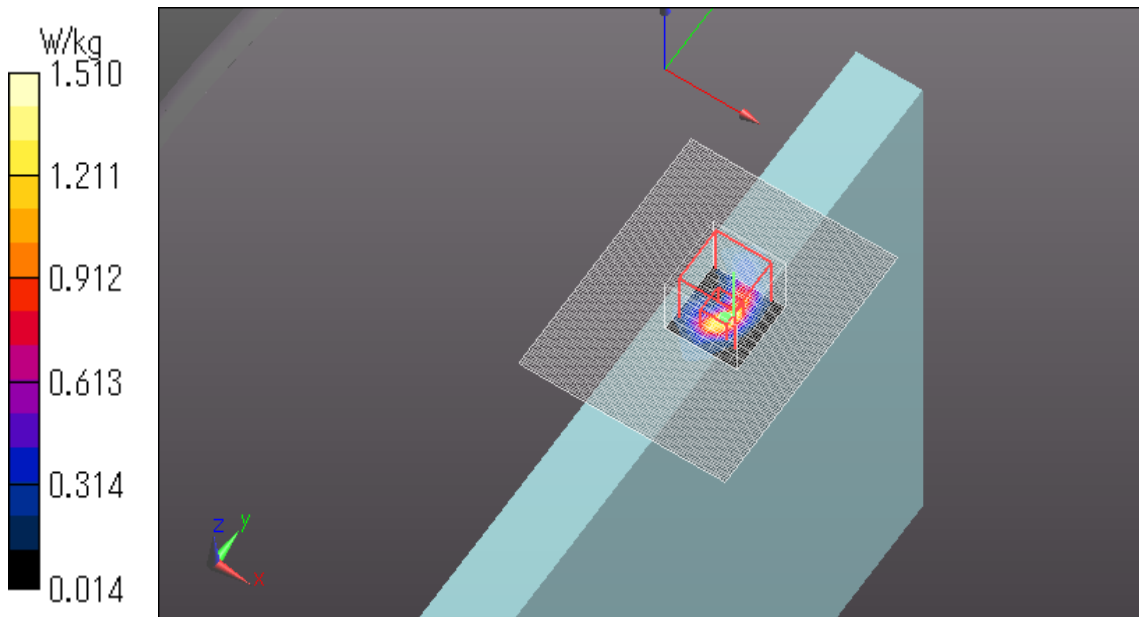
WLAN 11a 6Mbps 5765MHz Edge1 0mm Ant.Main

Communication System: UID 0, WLAN 11a/b/g/n (0); Communication System Band: 11a/n (W58);
Frequency: 5765 MHz; Duty Cycle: 1:1
Medium parameters used (interpolated): $f = 5765$ MHz; $\sigma = 6.105$ S/m; $\epsilon_r = 47.902$; $\rho = 1000$ kg/m³
Phantom section: Flat Section
Measurement Standard: DASYS5 (IEEE/IEC/ANSI C63.19-2007)
DASY5 Configuration
Probe: EX3DV4 - SN3825; ConvF(4.2, 4.2, 4.2); Calibrated: 2012/12/10;
Sensor-Surface: 2mm (Mechanical Surface Detection)
Electronics: DAE4 Sn509; Calibrated: 2013/07/16
Phantom: ELI 4.0; Type: QDOVA001BB;
Measurement SW: DASYS2, Version 52.8 (7);

Area Scan (81x101x1): Interpolated grid: dx=1.000 mm, dy=1.000 mm
Maximum value of SAR (interpolated) = 1.06 W/kg

Zoom Scan 2 (8x8x6)/Cube 0: Measurement grid: dx=4mm, dy=4mm, dz=2mm
Reference Value = 17.856 V/m; Power Drift = 0.15 dB
Peak SAR (extrapolated) = 4.37 W/kg
SAR(1 g) = 0.576 W/kg; SAR(10 g) = 0.158 W/kg

Maximum value of SAR (measured) = 1.51 W/kg



WLAN 11a 6Mbps 5805MHz Edge1 0mm Ant.Main

Communication System: UID 0, WLAN 11a/b/g/n (0); Communication System Band: 11a/n (W58);

Frequency: 5805 MHz; Duty Cycle: 1:1

Medium parameters used (interpolated): $f = 5805$ MHz; $\sigma = 6.086$ S/m; $\epsilon_r = 46.586$; $\rho = 1000$ kg/m³

Phantom section: Flat Section

Measurement Standard: DASY5 (IEEE/IEC/ANSI C63.19-2007)

DASY5 Configuration

Probe: EX3DV4 - SN3825; ConvF(4.2, 4.2, 4.2); Calibrated: 2012/12/10;

Sensor-Surface: 2mm (Mechanical Surface Detection (Locations From Previous Scan Used)),

Sensor-Surface: 2mm (Mechanical Surface Detection)

Electronics: DAE4 Sn509; Calibrated: 2013/07/16

Phantom: ELI 4.0; Type: QDOVA001BB;

Measurement SW: DASY52, Version 52.8 (7);

Area Scan (91x121x1): Interpolated grid: dx=1.000 mm, dy=1.000 mm

Maximum value of SAR (interpolated) = 2.92 W/kg

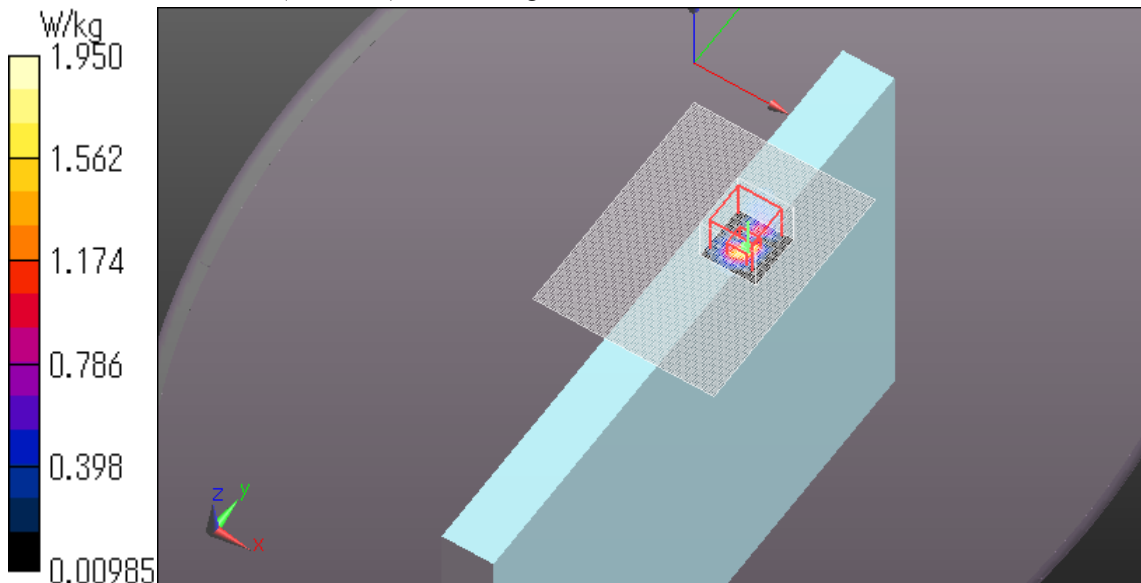
Zoom Scan (8x8x6)/Cube 0: Measurement grid: dx=4mm, dy=4mm, dz=2mm

Reference Value = 19.026 V/m; Power Drift = -0.12 dB

Peak SAR (extrapolated) = 6.05 W/kg

SAR(1 g) = 0.727 W/kg; SAR(10 g) = 0.176 W/kg

Maximum value of SAR (measured) = 1.95 W/kg



WLAN 11a 6Mbps 5805MHz Edge1 0mm Ant.Main

Communication System: UID 0, WLAN 11a/b/g/n (0); Communication System Band: 11a/n (W58);

Frequency: 5805 MHz;Duty Cycle: 1:1

Medium parameters used (interpolated): $f = 5805$ MHz; $\sigma = 6.086$ S/m; $\epsilon_r = 46.586$; $\rho = 1000$ kg/m³

Phantom section: Flat Section

Measurement Standard: DASY5 (IEEE/IEC/ANSI C63.19-2007)

DASY5 Configuration

Probe: EX3DV4 - SN3825; ConvF(4.2, 4.2, 4.2); Calibrated: 2012/12/10;

Sensor-Surface: 2mm (Mechanical Surface Detection)

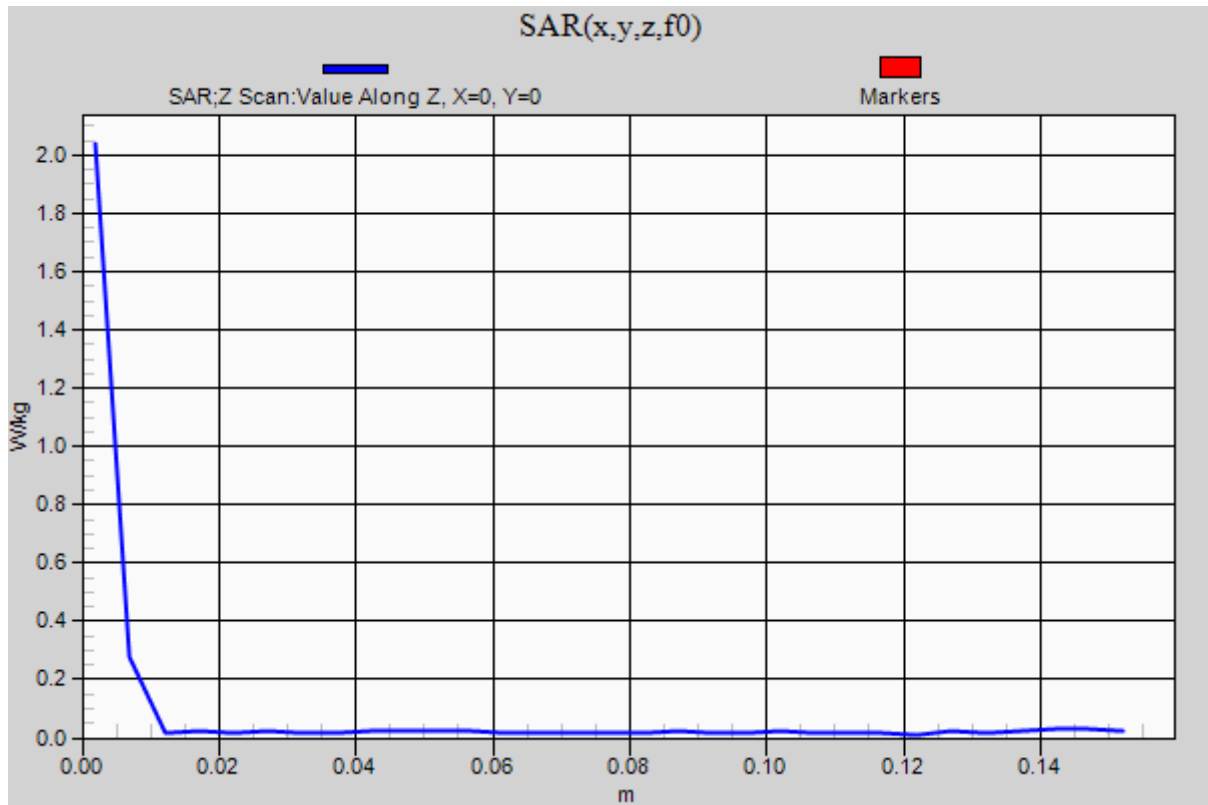
Electronics: DAE4 Sn509; Calibrated: 2013/07/16

Phantom: ELI 4.0; Type: QDOVA001BB;

Measurement SW: DASY52, Version 52.8 (7);

Z Scan (1x1x31): Measurement grid: dx=20mm, dy=20mm, dz=5mm

Maximum value of SAR (measured) = 2.04 W/kg



WLAN 11a 6Mbps 5745MHz Rear 0mm Ant.Aux

Communication System: UID 0, WLAN 11a/b/g/n (0); Communication System Band: 11a/n (W58);

Frequency: 5745 MHz; Duty Cycle: 1:1

Medium parameters used (interpolated): $f = 5745$ MHz; $\sigma = 6.001$ S/m; $\epsilon_r = 46.669$; $\rho = 1000$ kg/m³

Phantom section: Flat Section

Measurement Standard: DASYS (IEEE/IEC/ANSI C63.19-2007)

DASY5 Configuration

Probe: EX3DV4 - SN3825; ConvF(4.2, 4.2, 4.2); Calibrated: 2012/12/10;

Sensor-Surface: 2mm (Mechanical Surface Detection)

Electronics: DAE4 Sn509; Calibrated: 2013/07/16

Phantom: ELI 4.0; Type: QDOVA001BB;

Measurement SW: DASYS2, Version 52.8 (7);

Area Scan (121x121x1): Interpolated grid: dx=1.000 mm, dy=1.000 mm

Maximum value of SAR (interpolated) = 0.184 W/kg

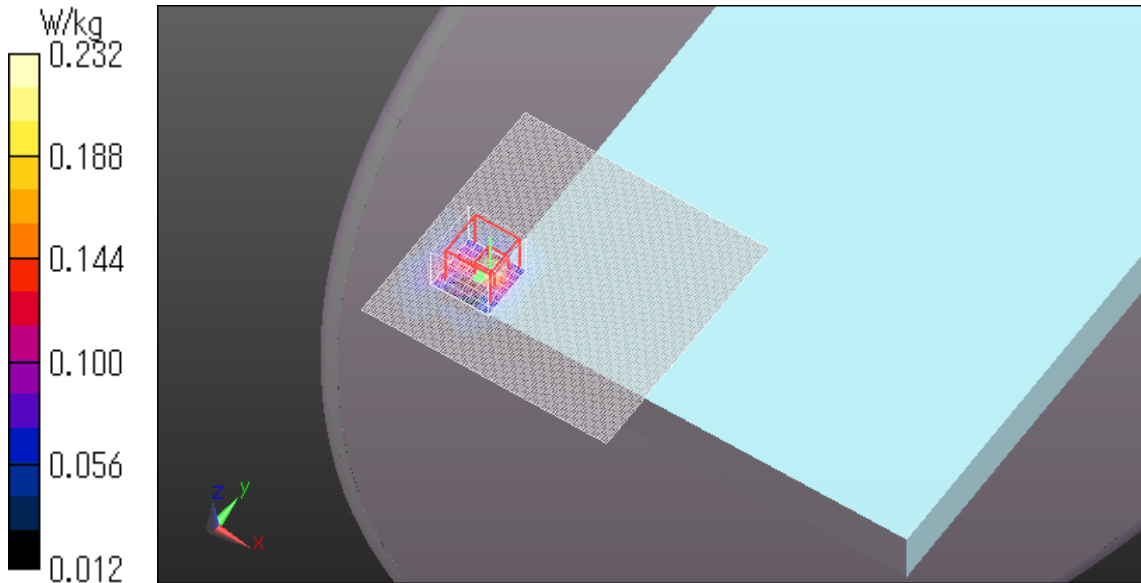
Zoom Scan (8x8x6)/Cube 0: Measurement grid: dx=4mm, dy=4mm, dz=2mm

Reference Value = 6.020 V/m; Power Drift = -0.08 dB

Peak SAR (extrapolated) = 0.707 W/kg

SAR(1 g) = 0.108 W/kg; SAR(10 g) = 0.047 W/kg

Maximum value of SAR (measured) = 0.232 W/kg



WLAN 11a 6Mbps 5745MHz Edge3 0mm Ant.Aux

Communication System: UID 0, WLAN 11a/b/g/n (0); Communication System Band: 11a/n (W58);

Frequency: 5745 MHz; Duty Cycle: 1:1

Medium parameters used (interpolated): $f = 5745$ MHz; $\sigma = 5.994$ S/m; $\epsilon_r = 46.645$; $\rho = 1000$ kg/m³

Phantom section: Flat Section

Measurement Standard: DASYS5 (IEEE/IEC/ANSI C63.19-2007)

DASY5 Configuration

Probe: EX3DV4 - SN3825; ConvF(4.2, 4.2, 4.2); Calibrated: 2012/12/10;

Sensor-Surface: 2mm (Mechanical Surface Detection)

Electronics: DAE4 Sn509; Calibrated: 2013/07/16

Phantom: ELI 4.0; Type: QDOVA001BB;

Measurement SW: DASYS2, Version 52.8 (7);

Area Scan (91x121x1): Interpolated grid: dx=1.000 mm, dy=1.000 mm

Maximum value of SAR (interpolated) = 0.706 W/kg

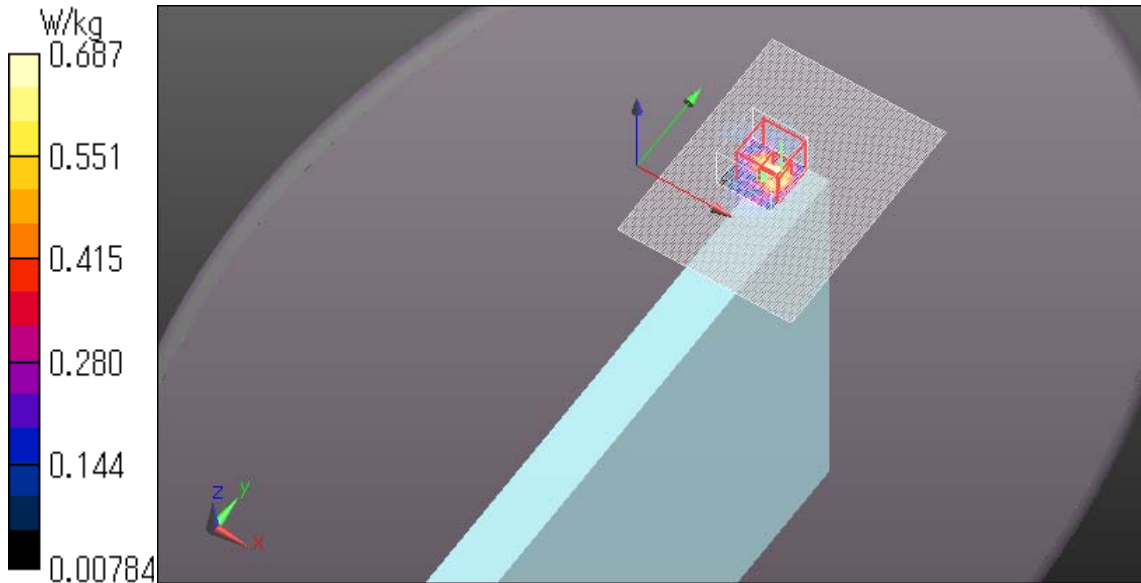
Zoom Scan (8x8x6)/Cube 0: Measurement grid: dx=4mm, dy=4mm, dz=2mm

Reference Value = 9.489 V/m; Power Drift = -0.18 dB

Peak SAR (extrapolated) = 1.83 W/kg

SAR(1 g) = 0.306 W/kg; SAR(10 g) = 0.112 W/kg

Maximum value of SAR (measured) = 0.687 W/kg



Plot No.40

WLAN 11a 6Mbps 5785MHz Edge3 0mm Ant.Aux

Communication System: UID 0, WLAN 11a/b/g/n (0); Communication System Band: 11a/n (W58);

Frequency: 5785 MHz; Duty Cycle: 1:1

Medium parameters used (interpolated): $f = 5785$ MHz; $\sigma = 6.054$ S/m; $\epsilon_r = 46.574$; $\rho = 1000$ kg/m³

Phantom section: Flat Section

Measurement Standard: DASY5 (IEEE/IEC/ANSI C63.19-2007)

DASY5 Configuration

Probe: EX3DV4 - SN3825; ConvF(4.2, 4.2, 4.2); Calibrated: 2012/12/10;

Sensor-Surface: 2mm (Mechanical Surface Detection (Locations From Previous Scan Used)),

Sensor-Surface: 2mm (Mechanical Surface Detection)

Electronics: DAE4 Sn509; Calibrated: 2013/07/16

Phantom: ELI 4.0; Type: QDOVA001BB;

Measurement SW: DASY52, Version 52.8 (7);

Area Scan (91x121x1): Interpolated grid: dx=1.000 mm, dy=1.000 mm

Maximum value of SAR (interpolated) = 0.912 W/kg

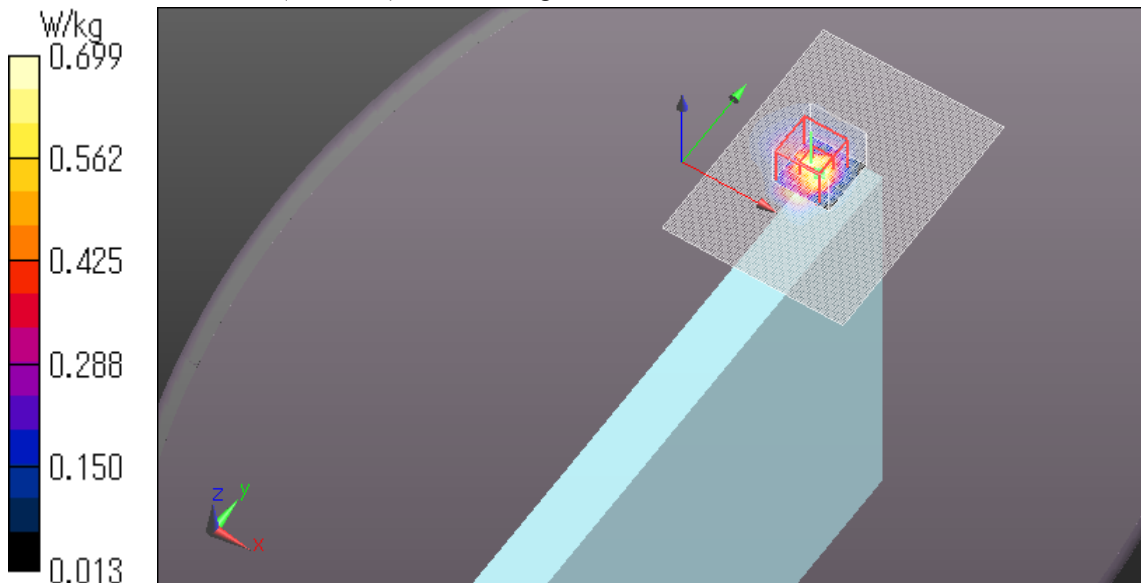
Zoom Scan (8x8x6)/Cube 0: Measurement grid: dx=4mm, dy=4mm, dz=2mm

Reference Value = 12.017 V/m; Power Drift = -0.11 dB

Peak SAR (extrapolated) = 1.59 W/kg

SAR(1 g) = 0.341 W/kg; SAR(10 g) = 0.126 W/kg

Maximum value of SAR (measured) = 0.699 W/kg



Plot No.41

WLAN 11a 6Mbps 5825MHz Edge3 0mm Ant.Aux

Communication System: UID 0, WLAN 11a/b/g/n (0); Communication System Band: 11a/n (W58);

Frequency: 5825 MHz; Duty Cycle: 1:1

Medium parameters used (interpolated): $f = 5825$ MHz; $\sigma = 6.107$ S/m; $\epsilon_r = 46.53$; $\rho = 1000$ kg/m³

Phantom section: Flat Section

Measurement Standard: DASY5 (IEEE/IEC/ANSI C63.19-2007)

DASY5 Configuration

Probe: EX3DV4 - SN3825; ConvF(4.2, 4.2, 4.2); Calibrated: 2012/12/10;

Sensor-Surface: 2mm (Mechanical Surface Detection (Locations From Previous Scan Used)),

Sensor-Surface: 2mm (Mechanical Surface Detection)

Electronics: DAE4 Sn509; Calibrated: 2013/07/16

Phantom: ELI 4.0; Type: QDOVA001BB;

Measurement SW: DASY52, Version 52.8 (7);

Area Scan (91x121x1): Interpolated grid: dx=1.000 mm, dy=1.000 mm

Maximum value of SAR (interpolated) = 0.983 W/kg

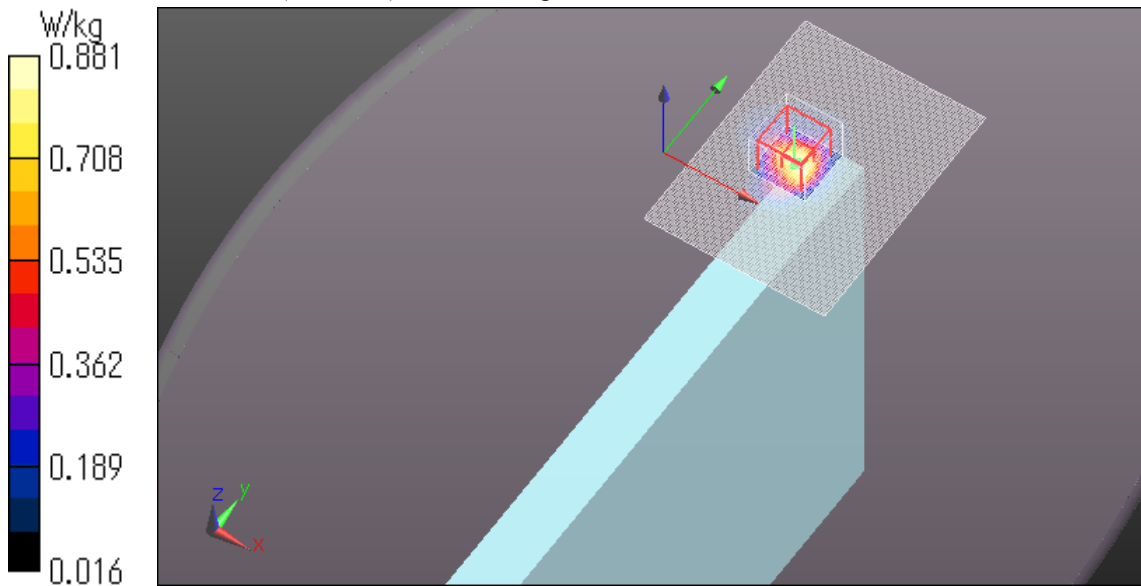
Zoom Scan (8x8x6)/Cube 0: Measurement grid: dx=4mm, dy=4mm, dz=2mm

Reference Value = 13.095 V/m; Power Drift = 0.13 dB

Peak SAR (extrapolated) = 1.90 W/kg

SAR(1 g) = 0.458 W/kg; SAR(10 g) = 0.170 W/kg

Maximum value of SAR (measured) = 0.881 W/kg



Plot No.42

WLAN 11a 6Mbps 5745MHz Edge4 0mm Ant.Aux

Communication System: UID 0, WLAN 11a/b/g/n (0); Communication System Band: 11a/n (W58);

Frequency: 5745 MHz; Duty Cycle: 1:1

Medium parameters used (interpolated): $f = 5745$ MHz; $\sigma = 5.994$ S/m; $\epsilon_r = 46.645$; $\rho = 1000$ kg/m³

Phantom section: Flat Section

Measurement Standard: DASY5 (IEEE/IEC/ANSI C63.19-2007)

DASY5 Configuration

Probe: EX3DV4 - SN3825; ConvF(4.2, 4.2, 4.2); Calibrated: 2012/12/10;

Sensor-Surface: 2mm (Mechanical Surface Detection)

Electronics: DAE4 Sn509; Calibrated: 2013/07/16

Phantom: ELI 4.0; Type: QDOVA001BB;

Measurement SW: DASY52, Version 52.8 (7);

Area Scan (101x101x1): Interpolated grid: dx=1.000 mm, dy=1.000 mm

Maximum value of SAR (interpolated) = 0.212 W/kg

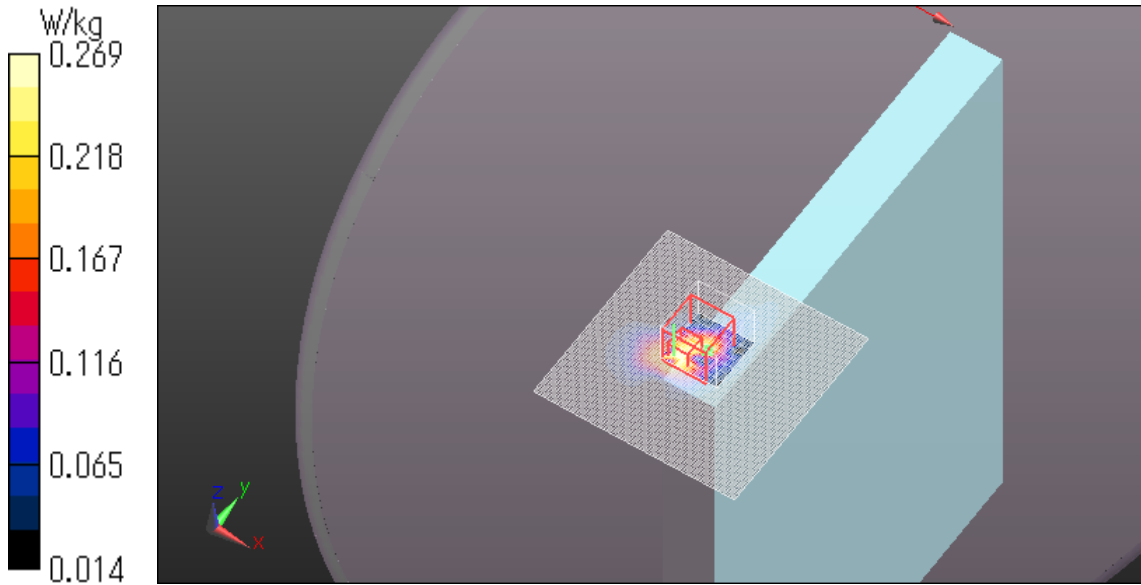
Zoom Scan (8x8x6)/Cube 0: Measurement grid: dx=4mm, dy=4mm, dz=2mm

Reference Value = 6.678 V/m; Power Drift = 0.04 dB

Peak SAR (extrapolated) = 0.535 W/kg

SAR(1 g) = 0.132 W/kg; SAR(10 g) = 0.057 W/kg

Maximum value of SAR (measured) = 0.269 W/kg



WLAN 11a 6Mbps 5745MHz 45degree tilt 0mm Ant.Aux

Communication System: UID 0, WLAN 11a/b/g/n (0); Communication System Band: 11a/n (W58);

Frequency: 5745 MHz; Duty Cycle: 1:1

Medium parameters used (interpolated): $f = 5745$ MHz; $\sigma = 5.994$ S/m; $\epsilon_r = 46.645$; $\rho = 1000$ kg/m³

Phantom section: Flat Section

Measurement Standard: DASY5 (IEEE/IEC/ANSI C63.19-2007)

DASY5 Configuration

Probe: EX3DV4 - SN3825; ConvF(4.2, 4.2, 4.2); Calibrated: 2012/12/10;

Sensor-Surface: 2mm (Mechanical Surface Detection)

Electronics: DAE4 Sn509; Calibrated: 2013/07/16

Phantom: ELI 4.0; Type: QDOVA001BB;

Measurement SW: DASY52, Version 52.8 (7);

Area Scan(101x101x1): Interpolated grid: dx=1.000 mm, dy=1.000 mm

Maximum value of SAR (interpolated) = 0.492 W/kg

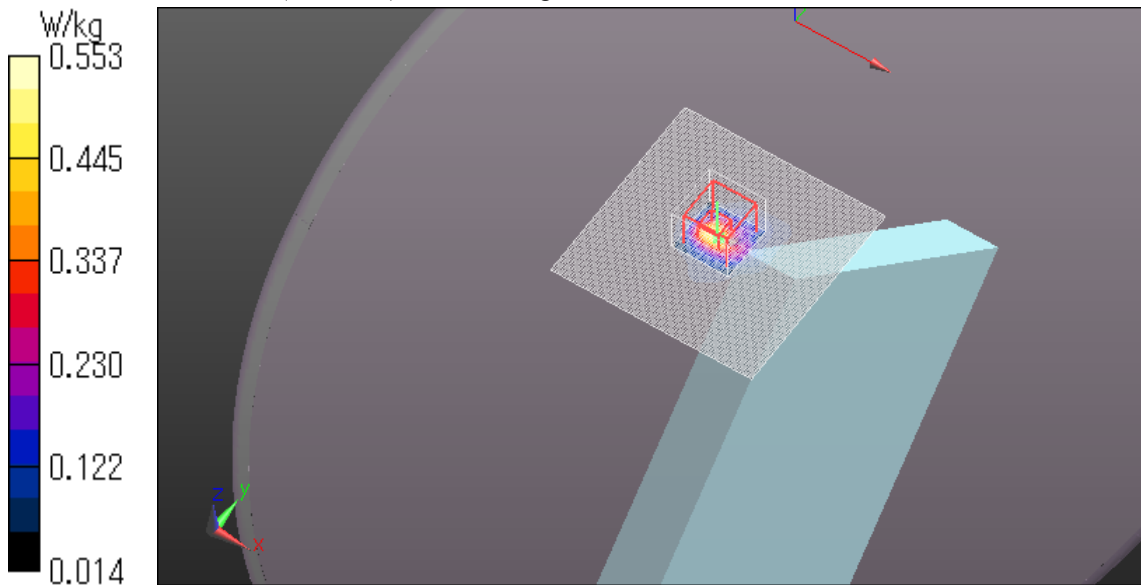
Zoom Scan (8x8x6)/Cube 0: Measurement grid: dx=4mm, dy=4mm, dz=2mm

Reference Value = 9.970 V/m; Power Drift = 0.17 dB

Peak SAR (extrapolated) = 1.88 W/kg

SAR(1 g) = 0.268 W/kg; SAR(10 g) = 0.088 W/kg

Maximum value of SAR (measured) = 0.553 W/kg



WLAN 11a 6Mbps 5785MHz 45degree tilt 0mm Ant.Aux

Communication System: UID 0, WLAN 11a/b/g/n (0); Communication System Band: 11a/n (W58);

Frequency: 5785 MHz; Duty Cycle: 1:1

Medium parameters used (interpolated): $f = 5785$ MHz; $\sigma = 6.054$ S/m; $\epsilon_r = 46.574$; $\rho = 1000$ kg/m³

Phantom section: Flat Section

Measurement Standard: DASY5 (IEEE/IEC/ANSI C63.19-2007)

DASY5 Configuration

Probe: EX3DV4 - SN3825; ConvF(4.2, 4.2, 4.2); Calibrated: 2012/12/10;

Sensor-Surface: 2mm (Mechanical Surface Detection)

Electronics: DAE4 Sn509; Calibrated: 2013/07/16

Phantom: ELI 4.0; Type: QDOVA001BB;

Measurement SW: DASY52, Version 52.8 (7);

Area Scan (101x101x1): Interpolated grid: dx=1.000 mm, dy=1.000 mm

Maximum value of SAR (interpolated) = 0.456 W/kg

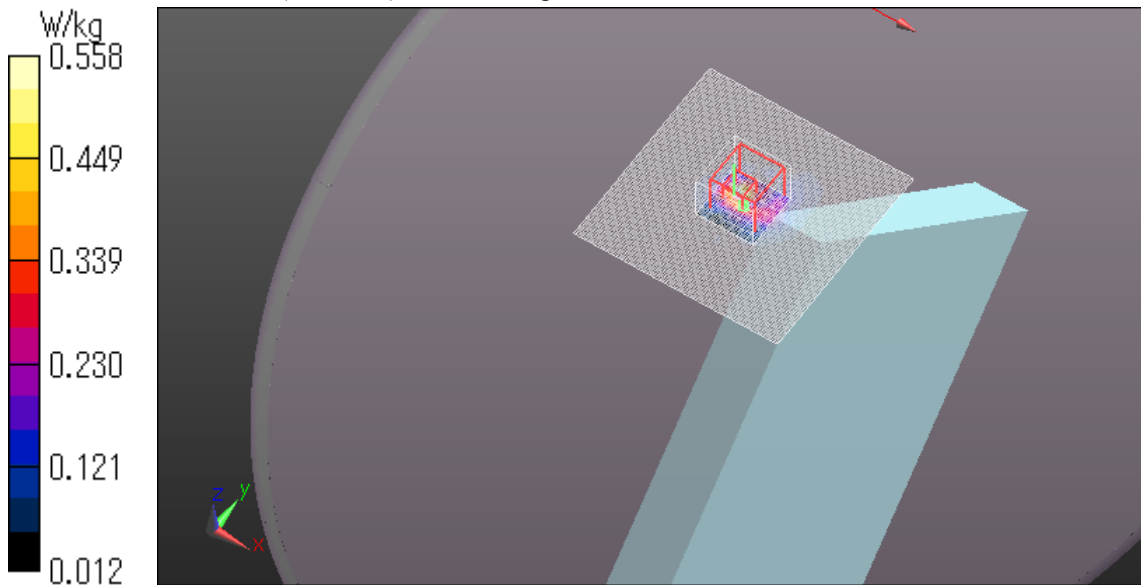
Zoom Scan (8x8x6)/Cube 0: Measurement grid: dx=4mm, dy=4mm, dz=2mm

Reference Value = 9.798 V/m; Power Drift = -0.12 dB

Peak SAR (extrapolated) = 1.86 W/kg

SAR(1 g) = 0.262 W/kg; SAR(10 g) = 0.091 W/kg

Maximum value of SAR (measured) = 0.558 W/kg



WLAN 11a 6Mbps 5825MHz 45degree tilt 0mm Ant.Aux

Communication System: UID 0, WLAN 11a/b/g/n (0); Communication System Band: 11a/n (W58);

Frequency: 5825 MHz; Duty Cycle: 1:1

Medium parameters used (interpolated): $f = 5825$ MHz; $\sigma = 6.107$ S/m; $\epsilon_r = 46.53$; $\rho = 1000$ kg/m³

Phantom section: Flat Section

Measurement Standard: DASY5 (IEEE/IEC/ANSI C63.19-2007)

DASY5 Configuration

Probe: EX3DV4 - SN3825; ConvF(4.2, 4.2, 4.2); Calibrated: 2012/12/10;

Sensor-Surface: 2mm (Mechanical Surface Detection)

Electronics: DAE4 Sn509; Calibrated: 2013/07/16

Phantom: ELI 4.0; Type: QDOVA001BB;

Measurement SW: DASY52, Version 52.8 (7);

Area Scan (101x101x1): Interpolated grid: dx=1.000 mm, dy=1.000 mm

Maximum value of SAR (interpolated) = 0.688 W/kg

Zoom Scan (8x8x6)/Cube 0: Measurement grid: dx=4mm, dy=4mm, dz=2mm

Reference Value = 11.599 V/m; Power Drift = 0.05 dB

Peak SAR (extrapolated) = 1.08 W/kg

SAR(1 g) = 0.268 W/kg; SAR(10 g) = 0.107 W/kg

Maximum value of SAR (measured) = 0.675 W/kg

