

Test Laboratory: UL CCS SAR Lab C

Bottom Face

Communication System: IEEE 802.11b/g/n 2.4 GHz Band; Frequency: 2437 MHz; Duty Cycle: 1:1
 Medium parameters used (interpolated): $f = 2437$ MHz; $\sigma = 2.001$ mho/m; $\epsilon_r = 50.623$; $\rho = 1000$ kg/m³
 Phantom section: Flat Section

Room Ambient Temperature: 24.0 deg. C; Liquid Temperature: 23.0 deg. C

DASY5 Configuration:

- Area Scan setting - Find Secondary Maximum Within: 2.0 dB and with a peak SAR value greater than 0.0012W/kg
- Probe: EX3DV4 - SN3772; ConvF(6.41, 6.41, 6.41); Calibrated: 5/3/2011
- Sensor-Surface: 2.5mm (Mechanical Surface Detection)
- Electronics: DAE4 Sn1257; Calibrated: 5/3/2011
- Phantom: ELI v4.0 (A); Type: QDOVA001BB; Serial: 1117
- Measurement SW: DASY52, Version 52.6 (2); SEMCAD X Version 14.4.5 (3634)

Chain A_802.11b_Ch 6/Area Scan (161x161x1): Measurement grid: dx=15mm, dy=15mm

[Info: Interpolated medium parameters used for SAR evaluation.](#)

Maximum value of SAR (interpolated) = 0.064 mW/g

Chain A_802.11b_Ch 6/Zoom Scan (5x5x7)/Cube 0: Measurement grid: dx=8mm, dy=8mm, dz=5mm

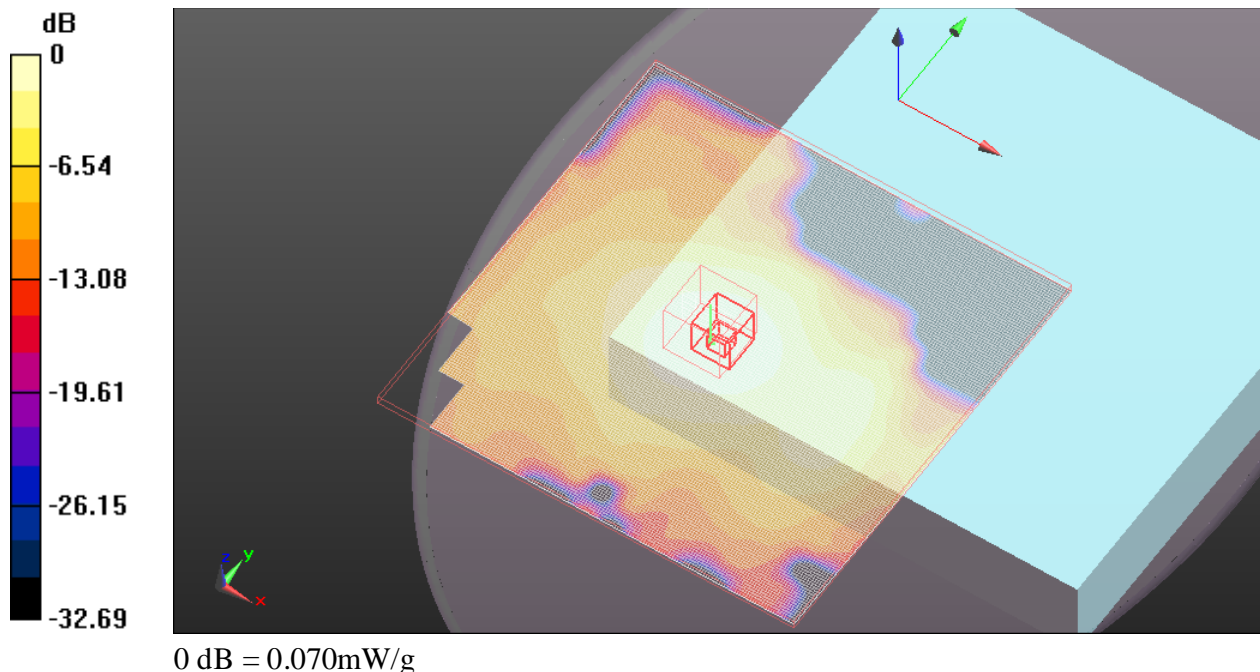
Reference Value = 5.919 V/m; Power Drift = -0.28 dB

Peak SAR (extrapolated) = 0.090 W/kg

SAR(1 g) = 0.052 mW/g; SAR(10 g) = 0.032 mW/g

[Info: Interpolated medium parameters used for SAR evaluation.](#)

Maximum value of SAR (measured) = 0.066 mW/g



Test Laboratory: UL CCS SAR Lab C

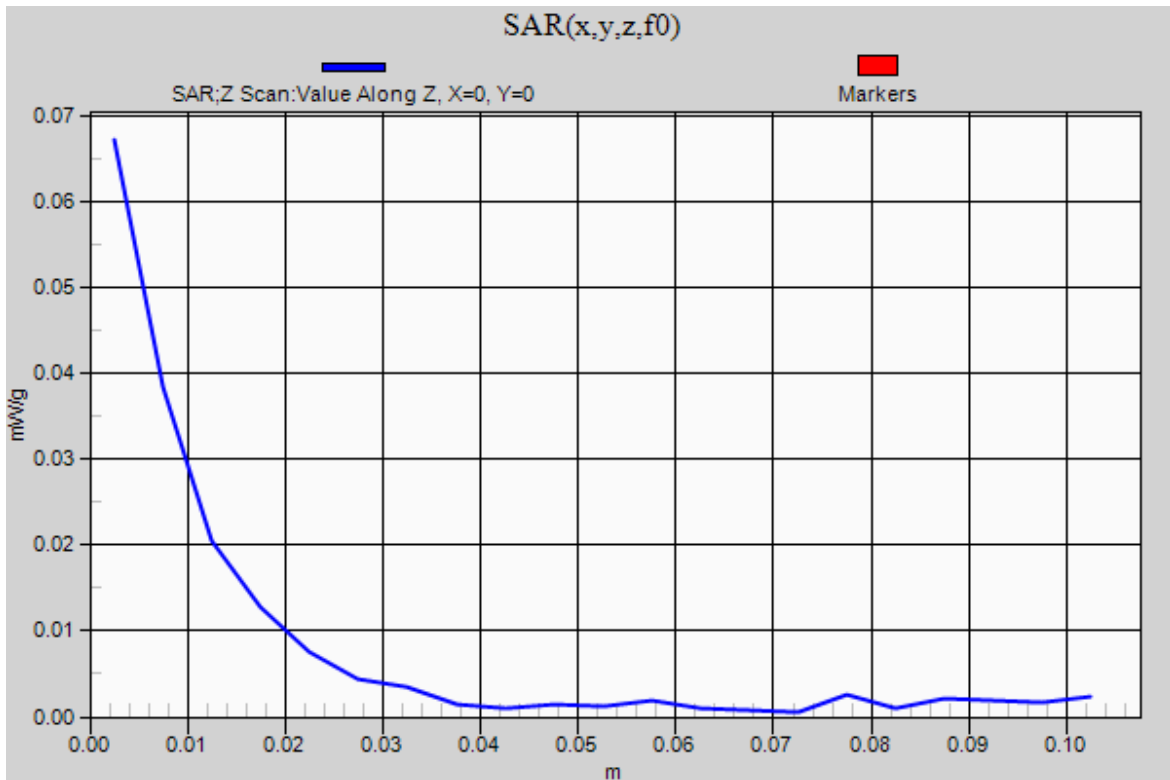
Bottom Face

Communication System: IEEE 802.11b/g/n 2.4 GHz Band; Frequency: 2437 MHz;Duty Cycle: 1:1

Chain A_802.11b_Ch 6/Z Scan (1x1x21): Measurement grid: dx=20mm, dy=20mm, dz=5mm

[Info: Interpolated medium parameters used for SAR evaluation.](#)

Maximum value of SAR (measured) = 0.067 mW/g



Test Laboratory: UL CCS SAR Lab C

Bottom Face

Communication System: IEEE 802.11b/g/n 2.4 GHz Band; Frequency: 2437 MHz; Duty Cycle: 1:1
 Medium parameters used (interpolated): $f = 2437$ MHz; $\sigma = 2.001$ mho/m; $\epsilon_r = 50.623$; $\rho = 1000$ kg/m³
 Phantom section: Flat Section

Room Ambient Temperature: 24.0 deg. C; Liquid Temperature: 23.0 deg. C

DASY5 Configuration:

- Area Scan setting - Find Secondary Maximum Within: 2.0 dB and with a peak SAR value greater than 0.0012W/kg
- Probe: EX3DV4 - SN3772; ConvF(6.41, 6.41, 6.41); Calibrated: 5/3/2011
- Sensor-Surface: 2.5mm (Mechanical Surface Detection (Locations From Previous Scan Used)), Sensor-Surface: 2.5mm (Mechanical Surface Detection)
- Electronics: DAE4 Sn1257; Calibrated: 5/3/2011
- Phantom: ELI v4.0 (A); Type: QDOVA001BB; Serial: 1117
- Measurement SW: DASY52, Version 52.6 (2); SEMCAD X Version 14.4.5 (3634)

Chain A_802.11g_Ch 6/Area Scan (161x161x1): Measurement grid: dx=15mm, dy=15mm

[Info: Interpolated medium parameters used for SAR evaluation.](#)

Maximum value of SAR (interpolated) = 0.080 mW/g

Chain A_802.11g_Ch 6/Zoom Scan (5x5x7)/Cube 0: Measurement grid: dx=8mm, dy=8mm, dz=5mm

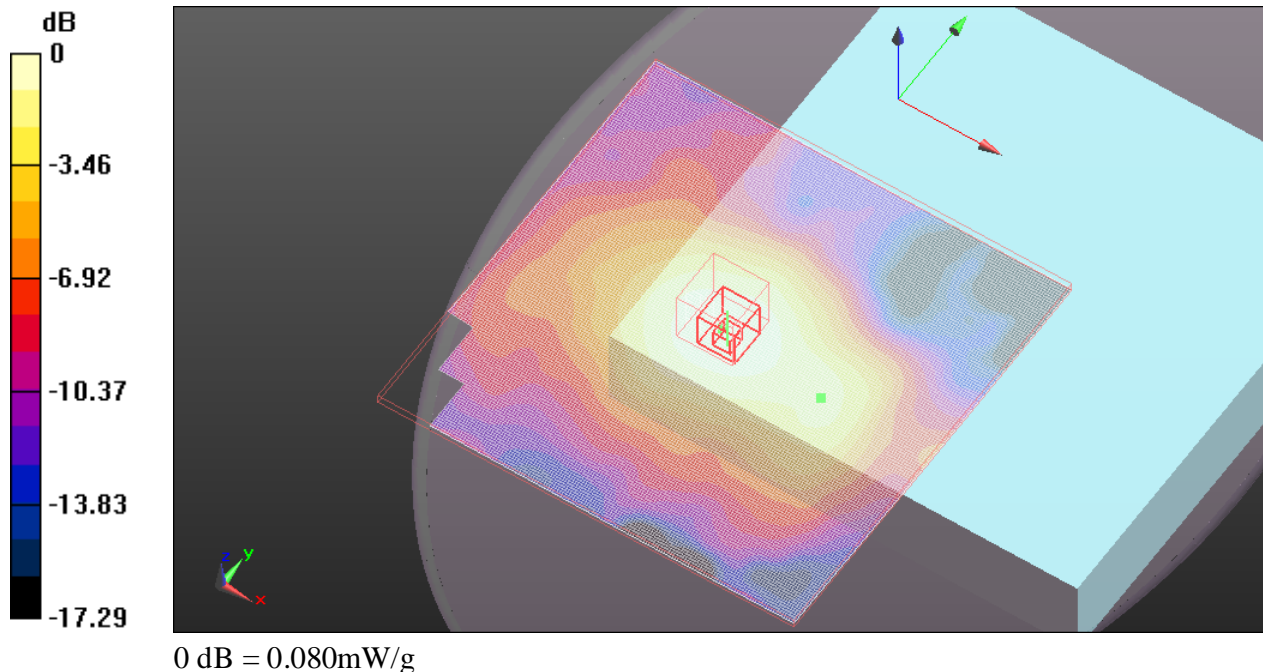
Reference Value = 6.259 V/m; Power Drift = -0.06 dB

Peak SAR (extrapolated) = 0.109 W/kg

SAR(1 g) = 0.062 mW/g; SAR(10 g) = 0.038 mW/g

[Info: Interpolated medium parameters used for SAR evaluation.](#)

Maximum value of SAR (measured) = 0.079 mW/g



Test Laboratory: UL CCS SAR Lab C

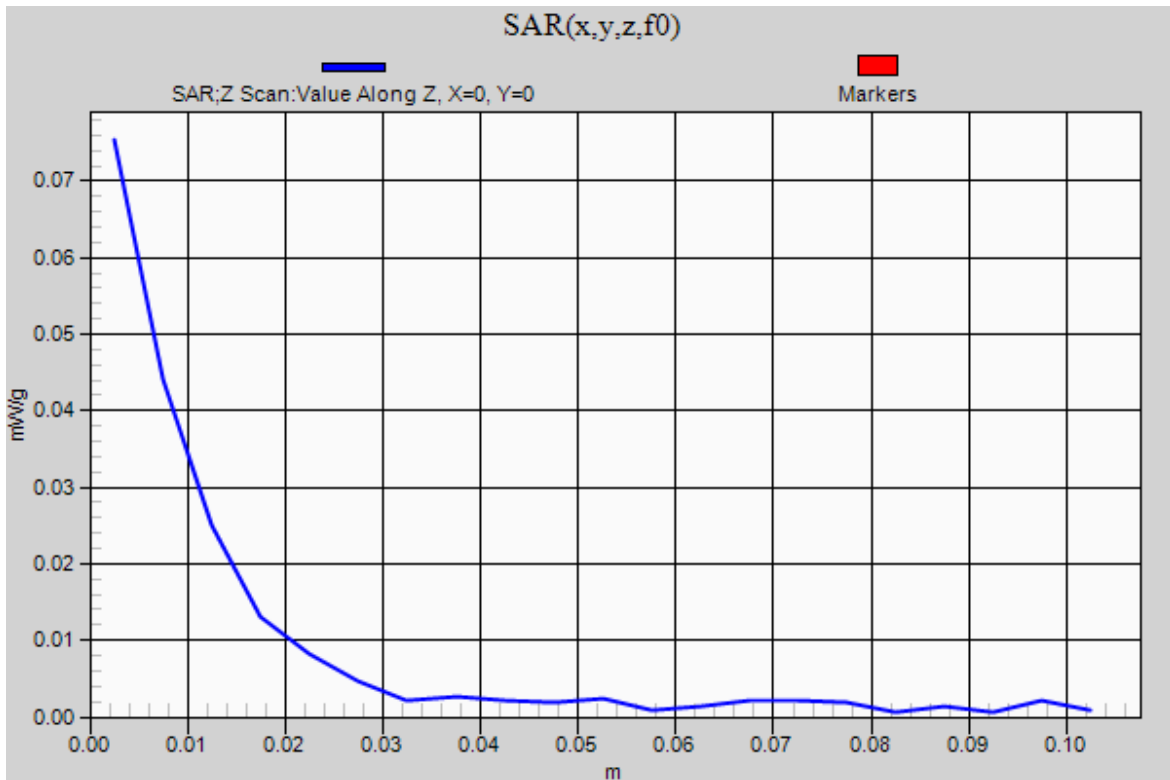
Bottom Face

Communication System: IEEE 802.11b/g/n 2.4 GHz Band; Frequency: 2437 MHz;Duty Cycle: 1:1

Chain A_802.11g_Ch 6/Z Scan (1x1x21): Measurement grid: dx=20mm, dy=20mm, dz=5mm

[Info: Interpolated medium parameters used for SAR evaluation.](#)

Maximum value of SAR (measured) = 0.075 mW/g



Test Laboratory: UL CCS SAR Lab C

Bottom Face

Communication System: IEEE 802.11b/g/n 2.4 GHz Band; Frequency: 2437 MHz; Duty Cycle: 1:1
 Medium parameters used (interpolated): $f = 2437$ MHz; $\sigma = 2.001$ mho/m; $\epsilon_r = 50.623$; $\rho = 1000$ kg/m³
 Phantom section: Flat Section

Room Ambient Temperature: 24.0 deg. C; Liquid Temperature: 23.0 deg. C

DASY5 Configuration:

- Area Scan setting - Find Secondary Maximum Within: 2.0 dB and with a peak SAR value greater than 0.0012W/kg
- Probe: EX3DV4 - SN3772; ConvF(6.41, 6.41, 6.41); Calibrated: 5/3/2011
- Sensor-Surface: 2.5mm (Mechanical Surface Detection)
- Electronics: DAE4 Sn1257; Calibrated: 5/3/2011
- Phantom: ELI v4.0 (A); Type: QDOVA001BB; Serial: 1117
- Measurement SW: DASY52, Version 52.6 (2); SEMCAD X Version 14.4.5 (3634)

Chain B_802.11b_Ch 6/Area Scan (141x141x1): Measurement grid: dx=15mm, dy=15mm

[Info: Interpolated medium parameters used for SAR evaluation.](#)

Maximum value of SAR (interpolated) = 0.300 mW/g

Chain B_802.11b_Ch 6/Zoom Scan (5x5x7)/Cube 0: Measurement grid: dx=8mm, dy=8mm, dz=5mm

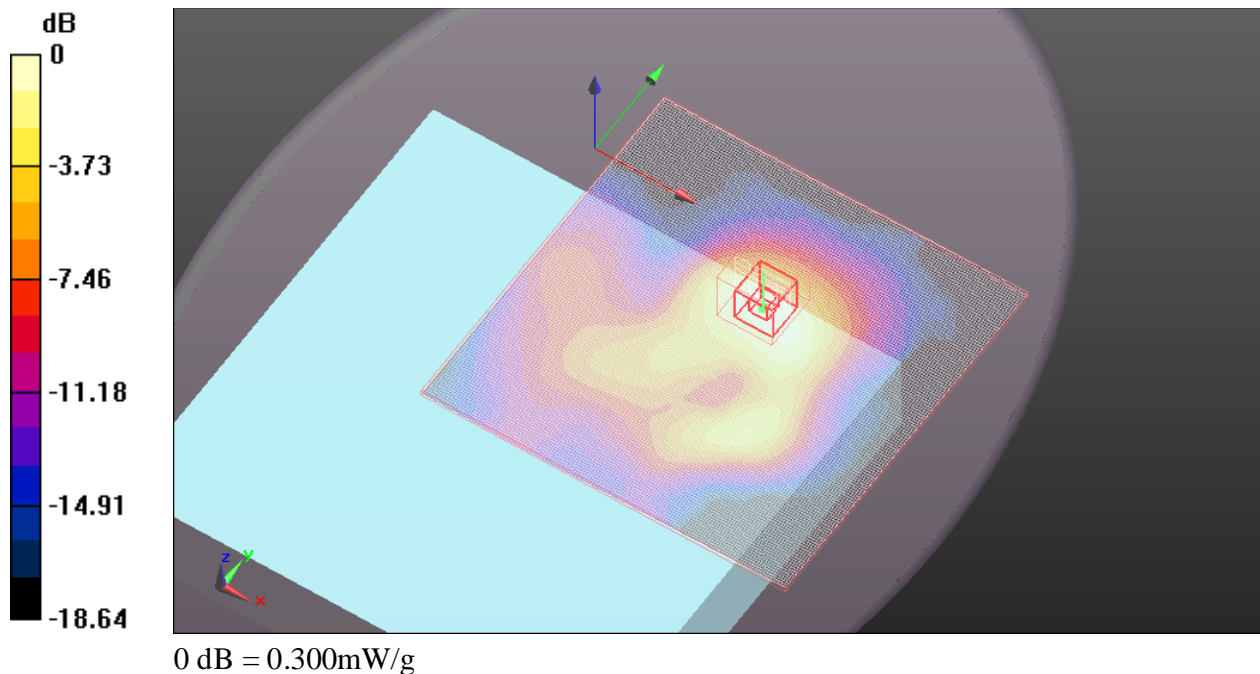
Reference Value = 12.385 V/m; Power Drift = 0.05 dB

Peak SAR (extrapolated) = 0.423 W/kg

SAR(1 g) = 0.231 mW/g; SAR(10 g) = 0.131 mW/g

[Info: Interpolated medium parameters used for SAR evaluation.](#)

Maximum value of SAR (measured) = 0.303 mW/g



Test Laboratory: UL CCS SAR Lab C

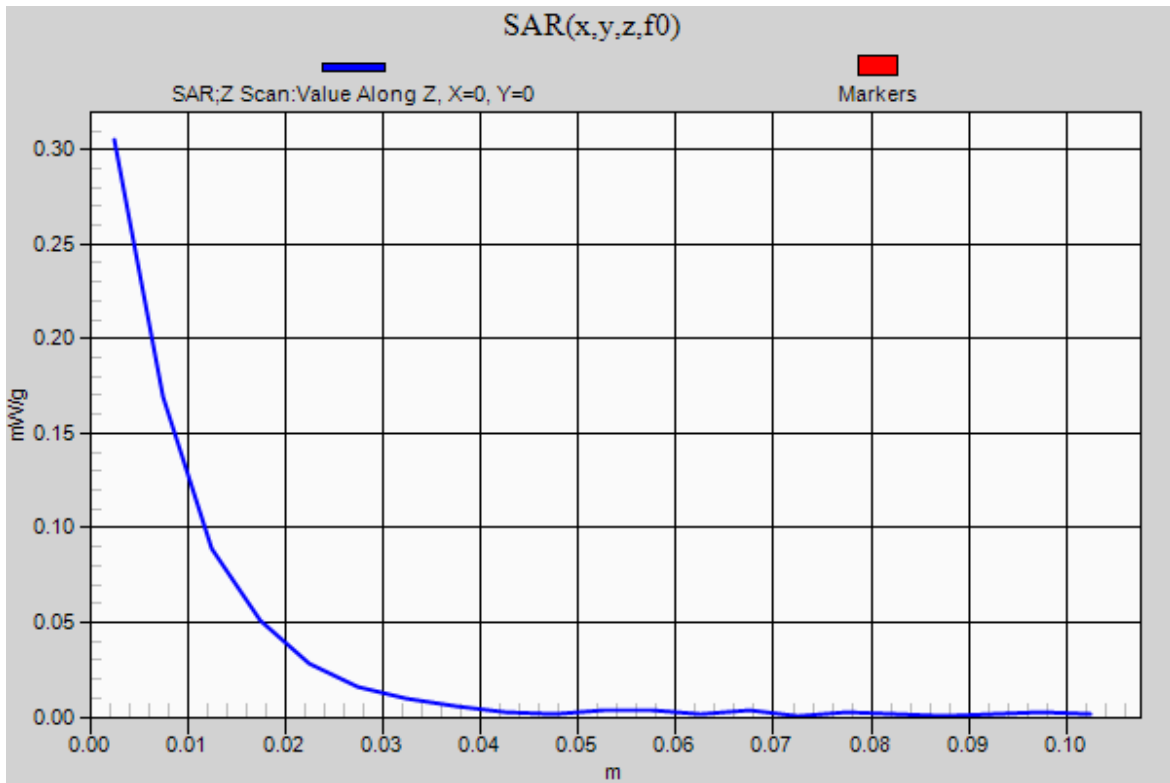
Bottom Face

Communication System: IEEE 802.11b/g/n 2.4 GHz Band; Frequency: 2437 MHz;Duty Cycle: 1:1

Chain B_802.11b_Ch 6/Z Scan (1x1x21): Measurement grid: dx=20mm, dy=20mm, dz=5mm

Info: [Interpolated medium parameters used for SAR evaluation.](#)

Maximum value of SAR (measured) = 0.305 mW/g



Test Laboratory: UL CCS SAR Lab C

Bottom Face

Communication System: IEEE 802.11b/g/n 2.4 GHz Band; Frequency: 2437 MHz; Duty Cycle: 1:1
Medium parameters used (interpolated): $f = 2437$ MHz; $\sigma = 2.001$ mho/m; $\epsilon_r = 50.623$; $\rho = 1000$ kg/m³
Phantom section: Flat Section

Room Ambient Temperature: 24.0 deg. C; Liquid Temperature: 23.0 deg. C

DASY5 Configuration:

- Area Scan setting - Find Secondary Maximum Within: 2.0 dB and with a peak SAR value greater than 0.0012W/kg
- Probe: EX3DV4 - SN3772; ConvF(6.41, 6.41, 6.41); Calibrated: 5/3/2011
- Sensor-Surface: 2.5mm (Mechanical Surface Detection (Locations From Previous Scan Used)), Sensor-Surface: 2.5mm (Mechanical Surface Detection)
- Electronics: DAE4 Sn1257; Calibrated: 5/3/2011
- Phantom: ELI v4.0 (A); Type: QDOVA001BB; Serial: 1117
- Measurement SW: DASY52, Version 52.6 (2); SEMCAD X Version 14.4.5 (3634)

Chain B_802.11g_Ch 6/Area Scan (141x141x1): Measurement grid: dx=15mm, dy=15mm

[Info: Interpolated medium parameters used for SAR evaluation.](#)

Maximum value of SAR (interpolated) = 0.316 mW/g

Chain B_802.11g_Ch 6/Zoom Scan (5x5x7)/Cube 0: Measurement grid: dx=8mm, dy=8mm, dz=5mm

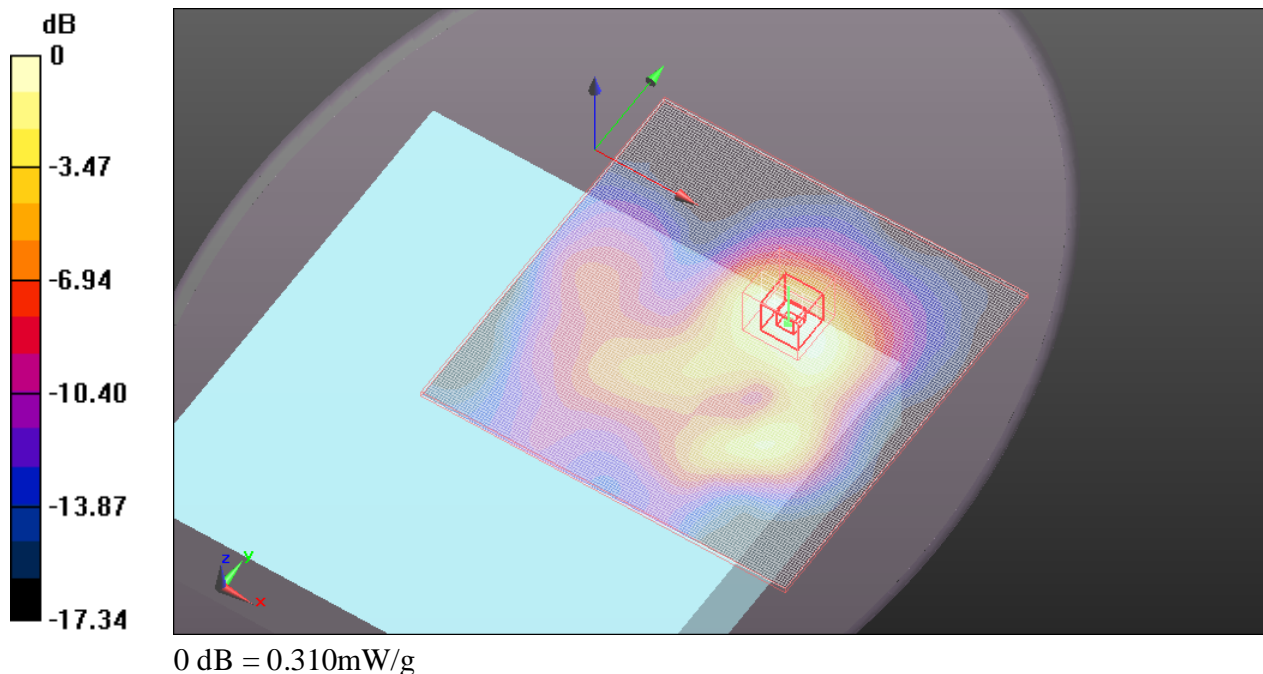
Reference Value = 12.503 V/m; Power Drift = 0.03 dB

Peak SAR (extrapolated) = 0.433 W/kg

SAR(1 g) = 0.237 mW/g; SAR(10 g) = 0.135 mW/g

[Info: Interpolated medium parameters used for SAR evaluation.](#)

Maximum value of SAR (measured) = 0.307 mW/g



Test Laboratory: UL CCS SAR Lab C

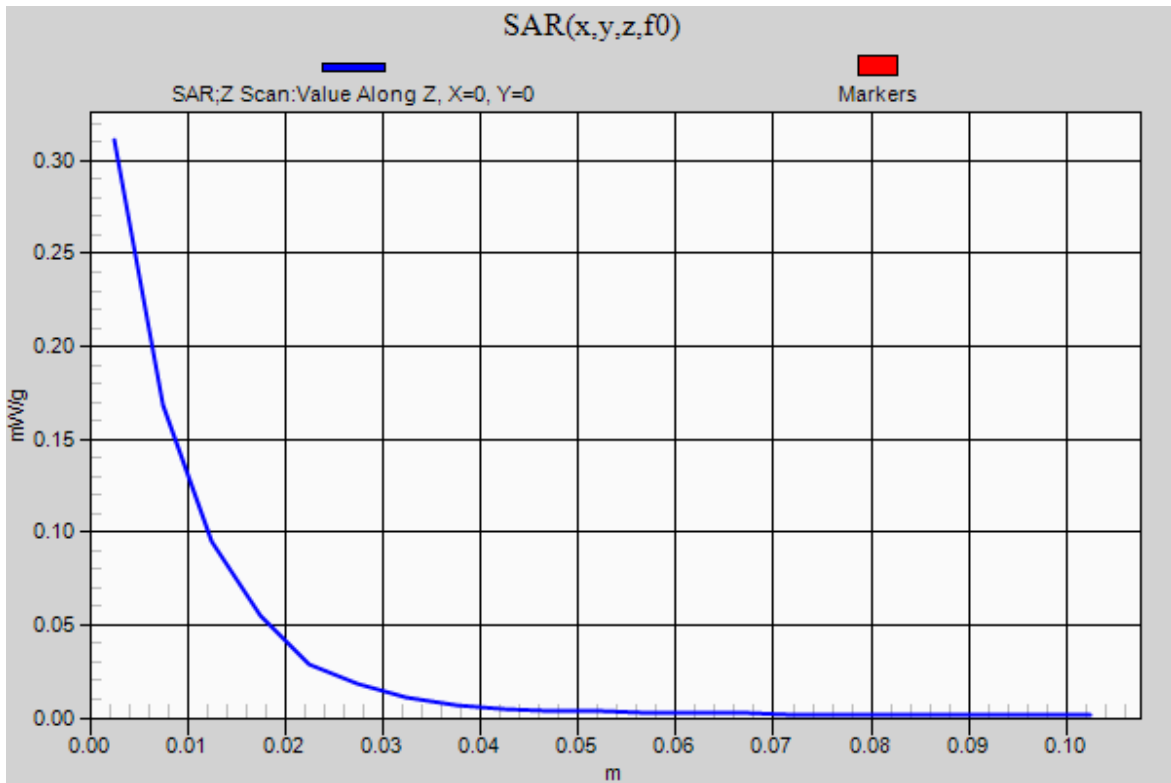
Bottom Face

Communication System: IEEE 802.11b/g/n 2.4 GHz Band; Frequency: 2437 MHz;Duty Cycle: 1:1

Bottom Face/Chain B_802.11g_Ch 6/Z Scan (1x1x21): Measurement grid: dx=20mm, dy=20mm, dz=5mm

Info: [Interpolated medium parameters used for SAR evaluation.](#)

Maximum value of SAR (measured) = 0.311 mW/g



Test Laboratory: UL CCS SAR Lab C

Secondary Portrait

Communication System: IEEE 802.11b/g/n 2.4 GHz Band; Frequency: 2437 MHz; Duty Cycle: 1:1
Medium parameters used (interpolated): $f = 2437$ MHz; $\sigma = 2.001$ mho/m; $\epsilon_r = 50.623$; $\rho = 1000$ kg/m³
Phantom section: Flat Section

Room Ambient Temperature: 24.0 deg. C; Liquid Temperature: 23.0 deg. C

DASY5 Configuration:

- Area Scan setting - Find Secondary Maximum Within: 2.0 dB and with a peak SAR value greater than 0.0012W/kg
- Probe: EX3DV4 - SN3772; ConvF(6.41, 6.41, 6.41); Calibrated: 5/3/2011
- Sensor-Surface: 2.5mm (Mechanical Surface Detection)
- Electronics: DAE4 Sn1257; Calibrated: 5/3/2011
- Phantom: ELI v4.0 (A); Type: QDOVA001BB; Serial: 1117
- Measurement SW: DASY52, Version 52.6 (2); SEMCAD X Version 14.4.5 (3634)

Chain A_802.11b_Ch 6/Area Scan (91x161x1): Measurement grid: dx=15mm, dy=15mm

[Info: Interpolated medium parameters used for SAR evaluation.](#)

Maximum value of SAR (interpolated) = 0.286 mW/g

Chain A_802.11b_Ch 6/Zoom Scan (5x5x7)/Cube 0: Measurement grid: dx=8mm, dy=8mm, dz=5mm

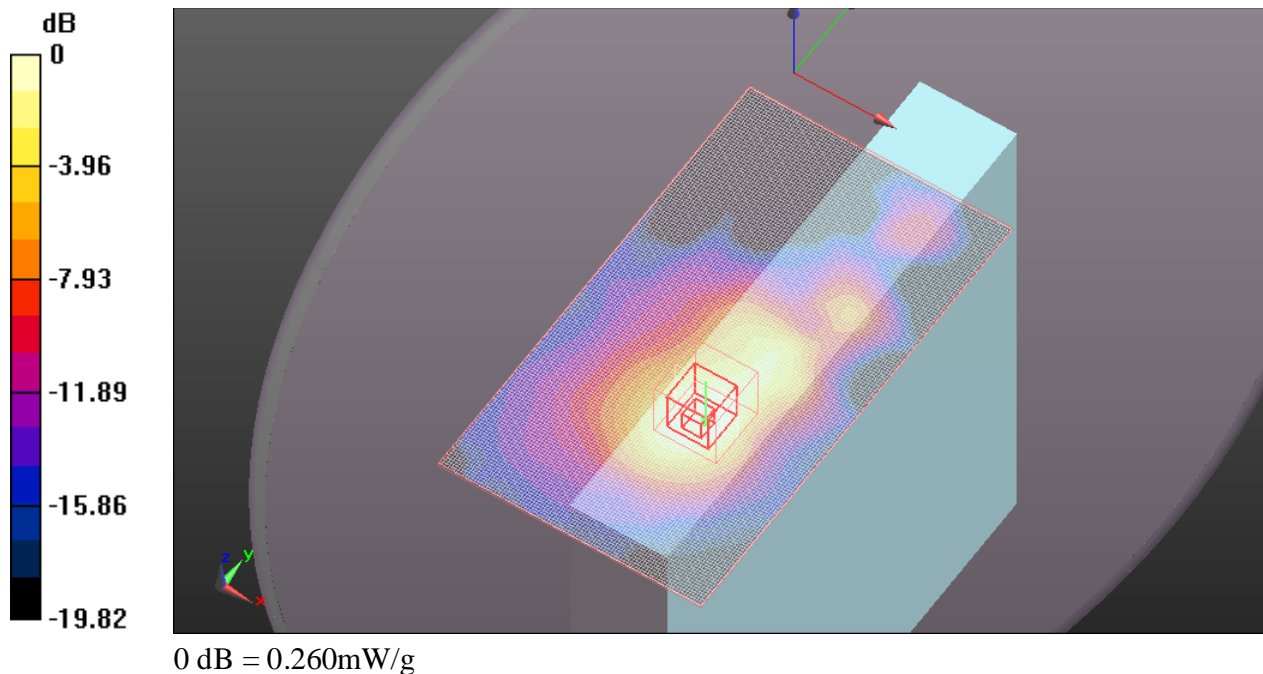
Reference Value = 11.266 V/m; Power Drift = 0.01 dB

Peak SAR (extrapolated) = 0.381 W/kg

SAR(1 g) = 0.203 mW/g; SAR(10 g) = 0.114 mW/g

[Info: Interpolated medium parameters used for SAR evaluation.](#)

Maximum value of SAR (measured) = 0.260 mW/g



Test Laboratory: UL CCS SAR Lab C

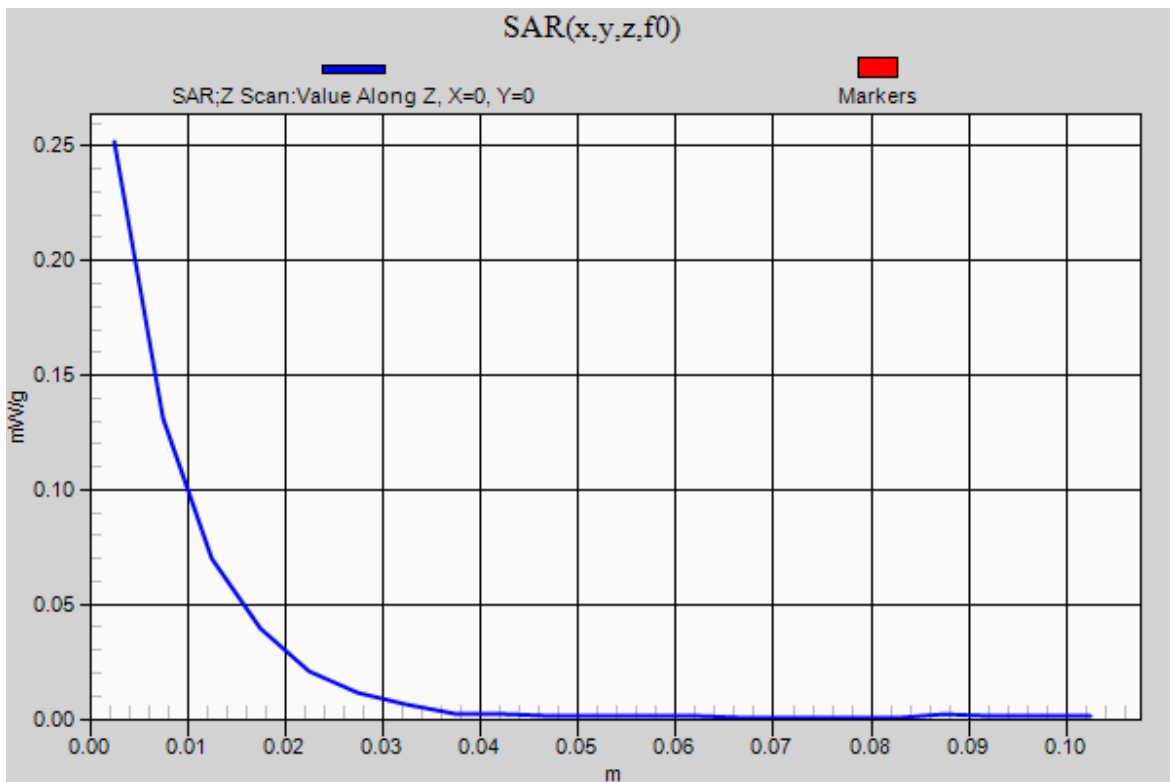
Secondary Portrait

Communication System: IEEE 802.11b/g/n 2.4 GHz Band; Frequency: 2437 MHz; Duty Cycle: 1:1

Chain A_802.11b_Ch 6/Z Scan (1x1x21): Measurement grid: dx=20mm, dy=20mm, dz=5mm

Info: [Interpolated medium parameters used for SAR evaluation.](#)

Maximum value of SAR (measured) = 0.252 mW/g



Test Laboratory: UL CCS SAR Lab C

Secondary Portrait

Communication System: IEEE 802.11b/g/n 2.4 GHz Band; Frequency: 2437 MHz; Duty Cycle: 1:1
 Medium parameters used (interpolated): $f = 2437$ MHz; $\sigma = 2.001$ mho/m; $\epsilon_r = 50.623$; $\rho = 1000$ kg/m³
 Phantom section: Flat Section

Room Ambient Temperature: 24.0 deg. C; Liquid Temperature: 23.0 deg. C

DASY5 Configuration:

- Area Scan setting - Find Secondary Maximum Within: 2.0 dB and with a peak SAR value greater than 0.0012W/kg
- Probe: EX3DV4 - SN3772; ConvF(6.41, 6.41, 6.41); Calibrated: 5/3/2011
- Sensor-Surface: 2.5mm (Mechanical Surface Detection (Locations From Previous Scan Used)), Sensor-Surface: 2.5mm (Mechanical Surface Detection)
- Electronics: DAE4 Sn1257; Calibrated: 5/3/2011
- Phantom: ELI v4.0 (A); Type: QDOVA001BB; Serial: 1117
- Measurement SW: DASY52, Version 52.6 (2); SEMCAD X Version 14.4.5 (3634)

Chain A_802.11g_Ch 6/Area Scan (91x161x1): Measurement grid: dx=15mm, dy=15mm

[Info: Interpolated medium parameters used for SAR evaluation.](#)

Maximum value of SAR (interpolated) = 0.335 mW/g

Chain A_802.11g_Ch 6/Zoom Scan (5x5x7)/Cube 0: Measurement grid: dx=8mm, dy=8mm, dz=5mm

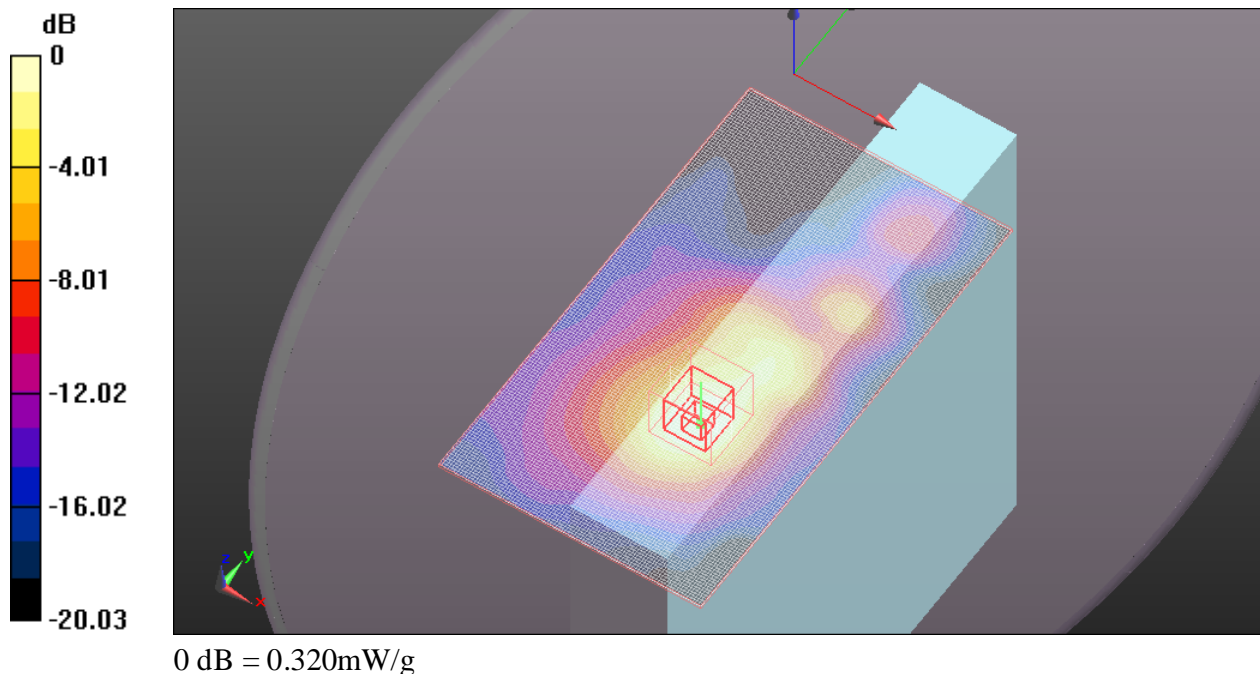
Reference Value = 12.314 V/m; Power Drift = 0.01 dB

Peak SAR (extrapolated) = 0.482 W/kg

SAR(1 g) = 0.243 mW/g; SAR(10 g) = 0.134 mW/g

[Info: Interpolated medium parameters used for SAR evaluation.](#)

Maximum value of SAR (measured) = 0.325 mW/g



Test Laboratory: UL CCS SAR Lab C

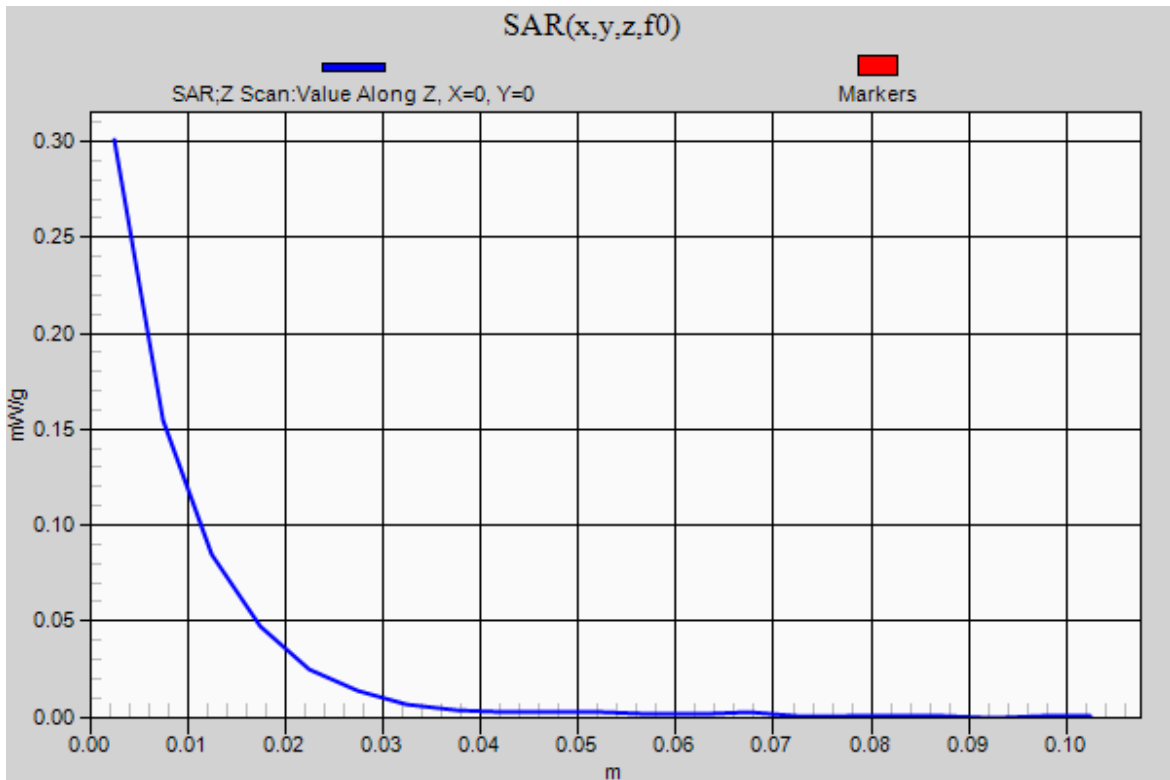
Secondary Portrait

Communication System: IEEE 802.11b/g/n 2.4 GHz Band; Frequency: 2437 MHz;Duty Cycle: 1:1

Chain A_802.11g_Ch 6/Z Scan (1x1x21): Measurement grid: dx=20mm, dy=20mm, dz=5mm

Info: [Interpolated medium parameters used for SAR evaluation.](#)

Maximum value of SAR (measured) = 0.301 mW/g



Test Laboratory: UL CCS SAR Lab C

Primary Portrait

Communication System: IEEE 802.11b/g/n 2.4 GHz Band; Frequency: 2437 MHz; Duty Cycle: 1:1
Medium parameters used (interpolated): $f = 2437$ MHz; $\sigma = 2.001$ mho/m; $\epsilon_r = 50.623$; $\rho = 1000$ kg/m³
Phantom section: Flat Section

Room Ambient Temperature: 24.0 deg. C; Liquid Temperature: 23.0 deg. C

DASY5 Configuration:

- Area Scan setting - Find Secondary Maximum Within: 2.0 dB and with a peak SAR value greater than 0.0012W/kg
- Probe: EX3DV4 - SN3772; ConvF(6.41, 6.41, 6.41); Calibrated: 5/3/2011
- Sensor-Surface: 2.5mm (Mechanical Surface Detection)
- Electronics: DAE4 Sn1257; Calibrated: 5/3/2011
- Phantom: ELI v4.0 (A); Type: QDOVA001BB; Serial: 1117
- Measurement SW: DASY52, Version 52.6 (2); SEMCAD X Version 14.4.5 (3634)

Chain B_802.11b_Ch 6/Area Scan (81x161x1): Measurement grid: dx=15mm, dy=15mm

[Info: Interpolated medium parameters used for SAR evaluation.](#)

Maximum value of SAR (interpolated) = 0.948 mW/g

Chain B_802.11b_Ch 6/Zoom Scan (5x5x7)/Cube 0: Measurement grid: dx=8mm, dy=8mm, dz=5mm

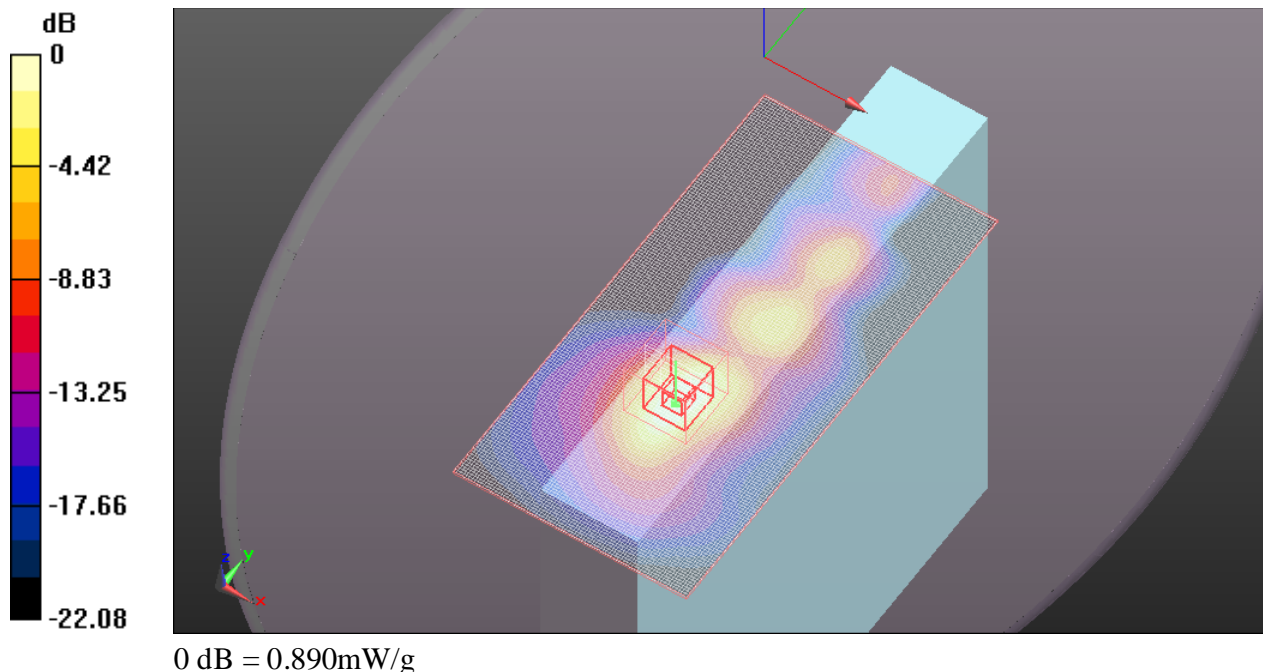
Reference Value = 21.302 V/m; Power Drift = 0.01 dB

Peak SAR (extrapolated) = 1.328 W/kg

SAR(1 g) = 0.667 mW/g; SAR(10 g) = 0.340 mW/g

[Info: Interpolated medium parameters used for SAR evaluation.](#)

Maximum value of SAR (measured) = 0.893 mW/g



Test Laboratory: UL CCS SAR Lab C

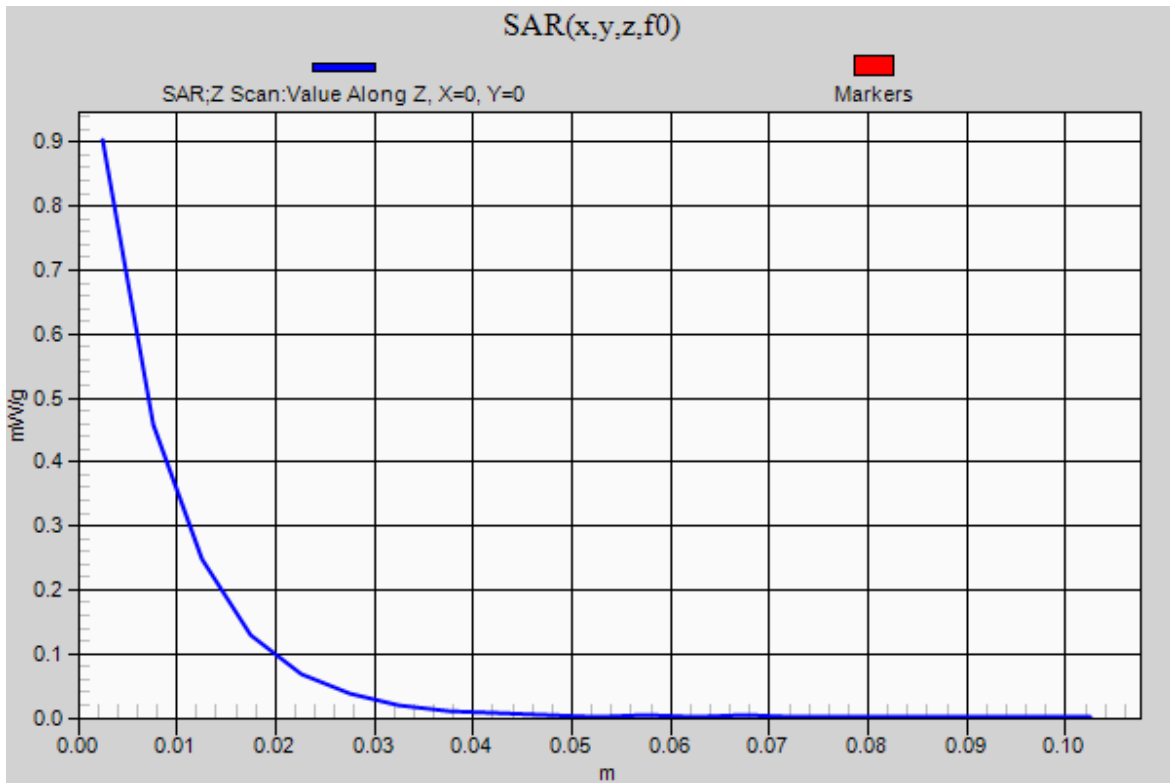
Primary Portrait

Communication System: IEEE 802.11b/g/n 2.4 GHz Band; Frequency: 2437 MHz;Duty Cycle: 1:1

Primary Portrait/Chain B_802.11b_Ch 6/Z Scan (1x1x21): Measurement grid: dx=20mm, dy=20mm, dz=5mm

Info: [Interpolated medium parameters used for SAR evaluation.](#)

Maximum value of SAR (measured) = 0.903 mW/g



Test Laboratory: UL CCS SAR Lab C

Primary Portrait

Communication System: IEEE 802.11b/g/n 2.4 GHz Band; Frequency: 2437 MHz; Duty Cycle: 1:1
 Medium parameters used (interpolated): $f = 2437$ MHz; $\sigma = 2.001$ mho/m; $\epsilon_r = 50.623$; $\rho = 1000$ kg/m³
 Phantom section: Flat Section

Room Ambient Temperature: 24.0 deg. C; Liquid Temperature: 23.0 deg. C

DASY5 Configuration:

- Area Scan setting - Find Secondary Maximum Within: 2.0 dB and with a peak SAR value greater than 0.0012W/kg
- Probe: EX3DV4 - SN3772; ConvF(6.41, 6.41, 6.41); Calibrated: 5/3/2011
- Sensor-Surface: 2.5mm (Mechanical Surface Detection (Locations From Previous Scan Used)), Sensor-Surface: 2.5mm (Mechanical Surface Detection)
- Electronics: DAE4 Sn1257; Calibrated: 5/3/2011
- Phantom: ELI v4.0 (A); Type: QDOVA001BB; Serial: 1117
- Measurement SW: DASY52, Version 52.6 (2); SEMCAD X Version 14.4.5 (3634)

Chain B_802.11g_Ch 6/Area Scan (81x161x1): Measurement grid: dx=15mm, dy=15mm

[Info: Interpolated medium parameters used for SAR evaluation.](#)

Maximum value of SAR (interpolated) = 1.118 mW/g

Chain B_802.11g_Ch 6/Zoom Scan (5x5x7)/Cube 0: Measurement grid: dx=8mm, dy=8mm, dz=5mm

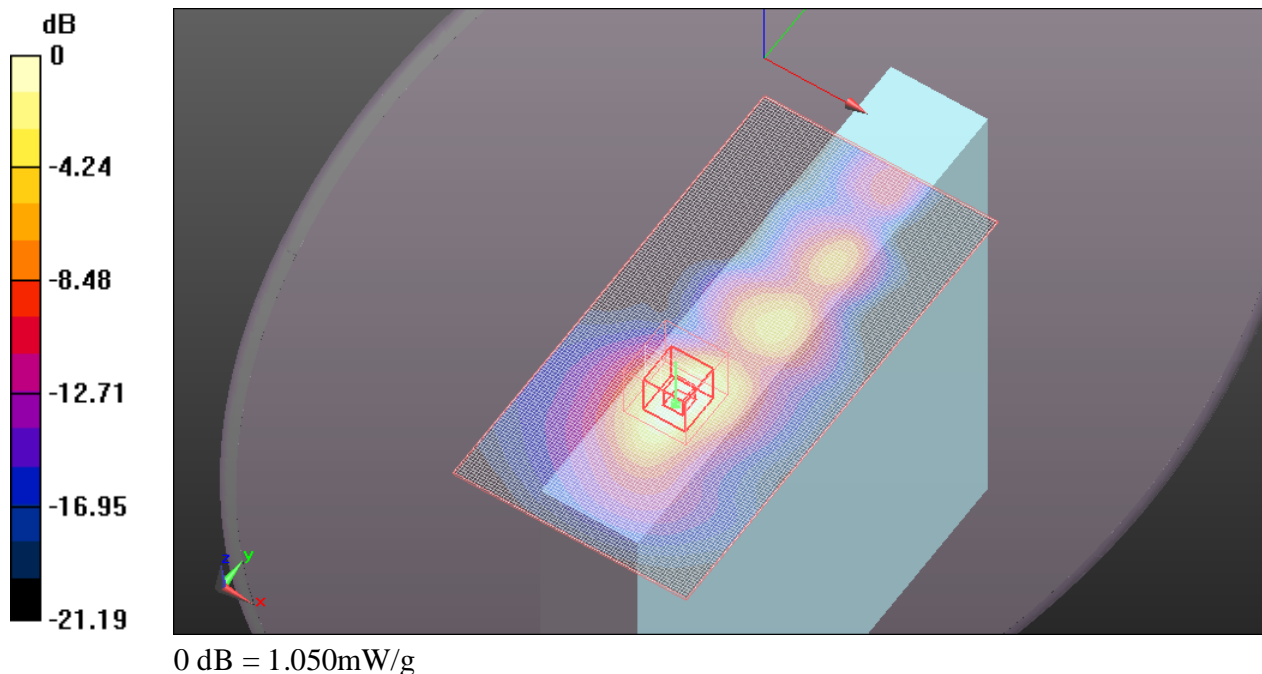
Reference Value = 22.807 V/m; Power Drift = -0.02 dB

Peak SAR (extrapolated) = 1.513 W/kg

SAR(1 g) = 0.761 mW/g; SAR(10 g) = 0.381 mW/g

[Info: Interpolated medium parameters used for SAR evaluation.](#)

Maximum value of SAR (measured) = 1.047 mW/g



Test Laboratory: UL CCS SAR Lab C

Primary Portrait

Communication System: IEEE 802.11b/g/n 2.4 GHz Band; Frequency: 2437 MHz; Duty Cycle: 1:1

Chain B_802.11g_Ch 6/Z Scan (1x1x21): Measurement grid: dx=20mm, dy=20mm, dz=5mm

[Info: Interpolated medium parameters used for SAR evaluation.](#)

Maximum value of SAR (measured) = 1.016 mW/g

