



Figure 1: Body SAR – Bottom Position




Figure 2: Bottom Position with 0.0 cm Space


	PANASONIC FCC ID: ACJ9TGCF-U15	Model: CF-U1
SAR Test Setup Photos	Handheld PC with 802.11 abgn, Bluetooth and WWAN	Page 1 of 4
© 2009 PCTEST Lab.		REV 6.2 05/19/2009



Figure 3: Body SAR- EDGE Position bottom side



Figure 4: EDGE Position- bottom side with 0.0 cm space


	PANASONIC FCC ID: ACJ9TGCF-U15	Model: CF-U1
SAR Test Setup Photos	Handheld PC with 802.11 abgn, Bluetooth and WWAN	Page 2 of 4
© 2009 PCTEST Lab.	REV 6.2 05/19/2009	



Figure 5: Body SAR-EDGE Position right side



Figure 6: EDGE Position- right side with 0.0 cm space



	PANASONIC FCC ID: ACJ9TGCF-U15	Model: CF-U1
SAR Test Setup Photos	Handheld PC with 802.11 abgn, Bluetooth and WWAN	Page 3 of 4
© 2009 PCTEST Lab.		REV 6.2 05/19/2009



Figure 7: Body SAR- EDGE Position left side



Figure 8: EDGE Position-left side with 0.0 cm space

	PANASONIC FCC ID: ACJ9TGCF-U15	Model: CF-U1
SAR Test Setup Photos	Handheld PC with 802.11 abgn, Bluetooth and WWAN	Page 4 of 4 REV 6.2 05/19/2009