

APPENDIX A: SAR and Z-Axis Plots

PCTEST ENGINEERING LABORATORY, INC.

DUT: CF-U1; Type: Tablet PC with 802.11abgn, Bluetooth, 850/1900 GSM-GPRS/WCDMA, Cellular/PCS CDMA and EVDO; SN: 8HKSA01176

Communication System: GSM850 GPRS; 2 Tx slots; Frequency: 836.6 MHz; Duty Cycle: 1:4.15
Medium: 835 Muscle ($\sigma = 0.96$ mho/m, $\epsilon_r = 53.42$, $\rho = 1000$ kg/m³)
Phantom section: Flat Section; Space: 0.0 cm

Test Date: 02-09-2009; Ambient Temp: 23.8°C; Tissue Temp: 22.5°C

Probe: EX3DV4 - SN3561; ConvF(8.13, 8.13, 8.13); Calibrated: 8/26/2008

Sensor-Surface: 3mm (Mechanical Surface Detection)

Electronics: DAE4 Sn649; Calibrated: 1/21/2009

Phantom: SAM Main; Type: SAM 4.0; Serial: TP-1114

Measurement SW: DASY4, V4.7 Build 71; Postprocessing SW: SEMCAD, V1.8 Build 172

Mode: GSM850 GPRS, Body SAR, Laptop Position, Mid Ch, 2Tx Slot

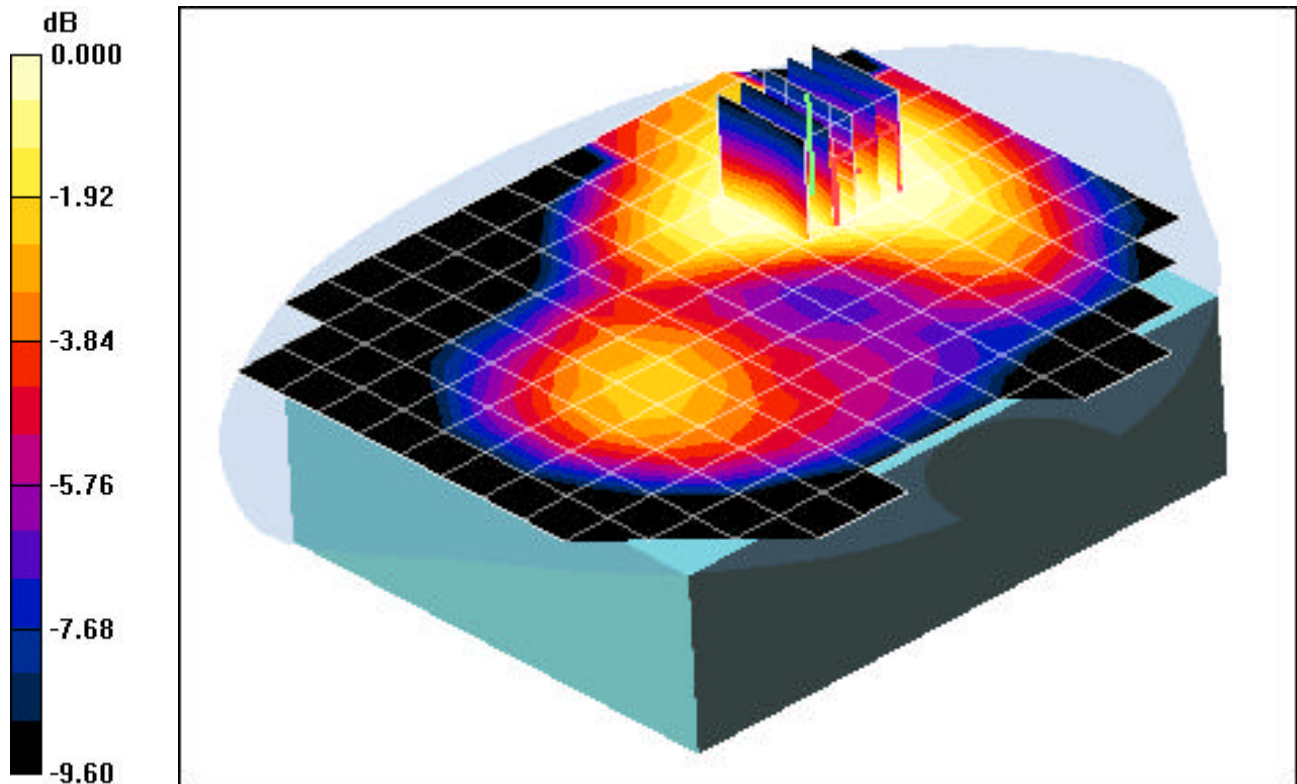
Area Scan (13x15x1): Measurement grid: dx=15mm, dy=15mm

Zoom Scan (5x5x7)/Cube 0: Measurement grid: dx=8mm, dy=8mm, dz=5mm

Reference Value = 17.8 V/m

Peak SAR (extrapolated) = 1.23 W/kg

SAR(1 g) = 0.371 mW/g; SAR(10 g) = 0.072 mW/g



0 dB = 0.286mW/g

PCTEST ENGINEERING LABORATORY, INC.

DUT: CF-U1; Type: Tablet PC with 802.11abgn, Bluetooth, 850/1900 GSM-GPRS/WCDMA, Cellular/PCS CDMA and EVDO; SN: 8HKSA01176

Communication System: GSM850 GPRS; 2 Tx slots; Frequency: 836.6 MHz; Duty Cycle: 1:4.15
Medium: 835 Muscle ($\sigma = 0.96$ mho/m, $\epsilon_r = 53.42$, $\rho = 1000$ kg/m³)
Phantom section: Flat Section; Space: 0.0 cm

Test Date: 02-09-2009; Ambient Temp: 23.8°C; Tissue Temp: 22.5°C

Probe: EX3DV4 - SN3561; ConvF(8.13, 8.13, 8.13); Calibrated: 8/26/2008

Sensor-Surface: 3mm (Mechanical Surface Detection)

Electronics: DAE4 Sn649; Calibrated: 1/21/2009

Phantom: SAM Main; Type: SAM 4.0; Serial: TP-1114

Measurement SW: DASY4, V4.7 Build 71; Postprocessing SW: SEMCAD, V1.8 Build 172

Mode: GSM850 GPRS, Body SAR, Tablet Position, Bottom Side, Mid Ch, 2Tx Slot

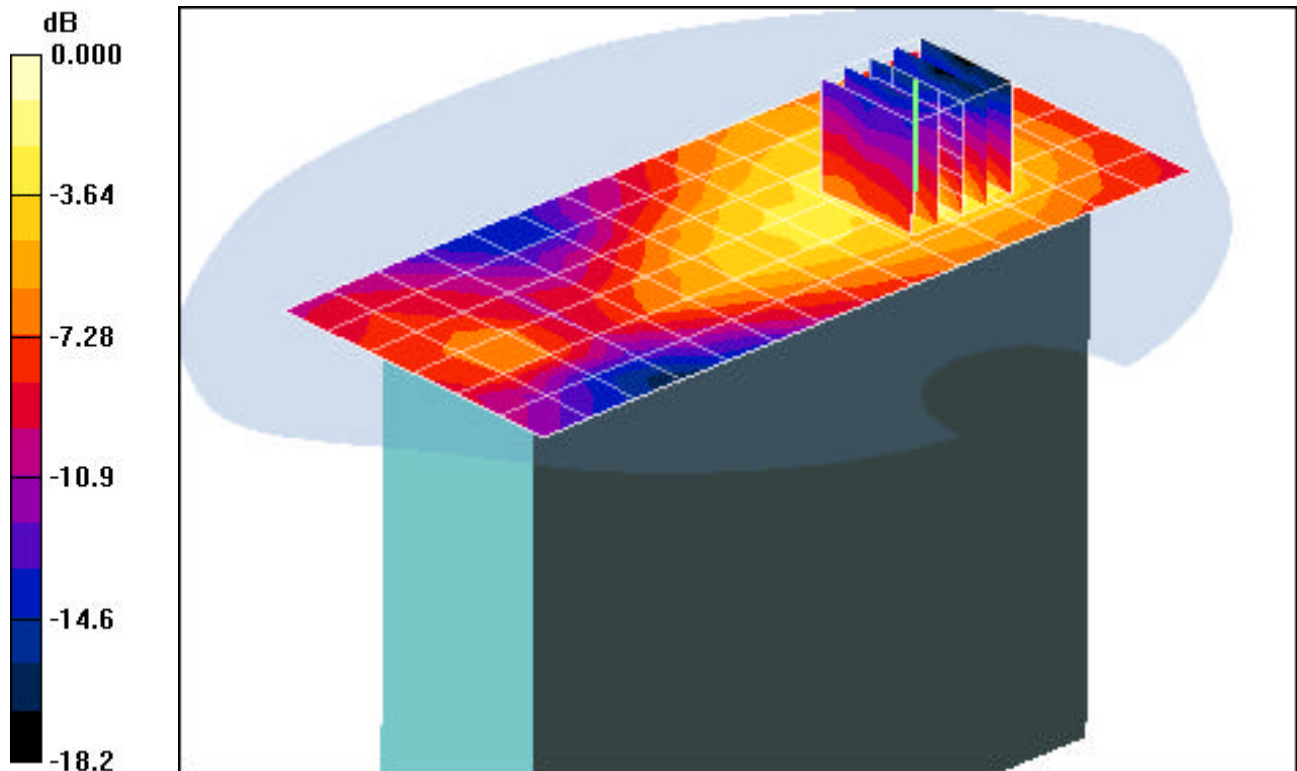
Area Scan (7x15x1): Measurement grid: dx=15mm, dy=15mm

Zoom Scan (5x5x7)/Cube 0: Measurement grid: dx=8mm, dy=8mm, dz=5mm

Reference Value = 14.8 V/m

Peak SAR (extrapolated) = 0.369 W/kg

SAR(1 g) = 0.136 mW/g; SAR(10 g) = 0.059 mW/g



0 dB = 0.208mW/g

PCTEST ENGINEERING LABORATORY, INC.

DUT: CF-U1; Type: Tablet PC with 802.11abgn, Bluetooth, 850/1900 GSM-GPRS/WCDMA, Cellular/PCS CDMA and EVDO; SN: 8HKS A01176

Communication System: GSM850 GPRS; 2 Tx slots; Frequency: 836.6 MHz; Duty Cycle: 1:4.15
Medium: 835 Muscle ($\sigma = 0.96$ mho/m, $\epsilon_r = 53.42$, $\rho = 1000$ kg/m³)
Phantom section: Flat Section; Space: 0.0 cm

Test Date: 02-09-2009; Ambient Temp: 23.8°C; Tissue Temp: 22.5°C

Probe: EX3DV4 - SN3561; ConvF(8.13, 8.13, 8.13); Calibrated: 8/26/2008

Sensor-Surface: 3mm (Mechanical Surface Detection)

Electronics: DAE4 Sn649; Calibrated: 1/21/2009

Phantom: SAM Main; Type: SAM 4.0; Serial: TP-1114

Measurement SW: DASY4, V4.7 Build 71; Postprocessing SW: SEMCAD, V1.8 Build 172

Mode: GSM850 GPRS, Body SAR, Tablet Position, Right Side, Mid Ch, 2Tx Slot

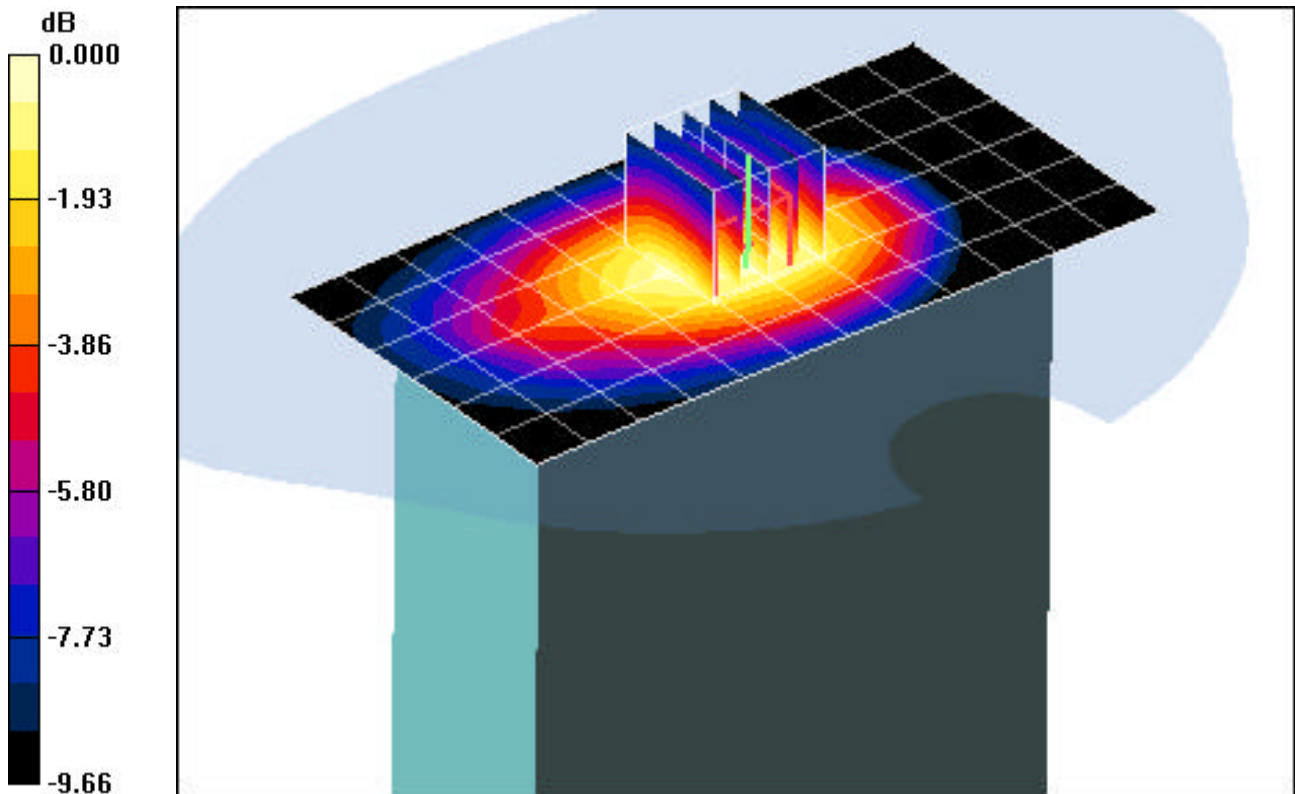
Area Scan (7x13x1): Measurement grid: dx=15mm, dy=15mm

Zoom Scan (5x5x7)/Cube 0: Measurement grid: dx=8mm, dy=8mm, dz=5mm

Reference Value = 16.2 V/m

Peak SAR (extrapolated) = 0.307 W/kg

SAR(1 g) = 0.223 mW/g; SAR(10 g) = 0.156 mW/g



0 dB = 0.249mW/g

PCTEST ENGINEERING LABORATORY, INC.

DUT: CF-U1; Type: Tablet PC with 802.11abgn, Bluetooth, 850/1900 GSM-GPRS/WCDMA, Cellular/PCS CDMA and EVDO; SN: 8HKSA01176

Communication System: GSM850 GPRS; 2 Tx slots; Frequency: 836.6 MHz; Duty Cycle: 1:4.15
Medium: 835 Muscle ($\sigma = 0.96$ mho/m, $\epsilon_r = 53.42$, $\rho = 1000$ kg/m³)
Phantom section: Flat Section; Space: 0.0 cm

Test Date: 02-09-2009; Ambient Temp: 23.8°C; Tissue Temp: 22.5°C

Probe: EX3DV4 - SN3561; ConvF(8.13, 8.13, 8.13); Calibrated: 8/26/2008

Sensor-Surface: 3mm (Mechanical Surface Detection)

Electronics: DAE4 Sn649; Calibrated: 1/21/2009

Phantom: SAM Main; Type: SAM 4.0; Serial: TP-1114

Measurement SW: DASY4, V4.7 Build 71; Postprocessing SW: SEMCAD, V1.8 Build 172

Mode: GSM850 GPRS, Body SAR, Tablet Position, Left Side, Mid Ch, 2Tx Slot

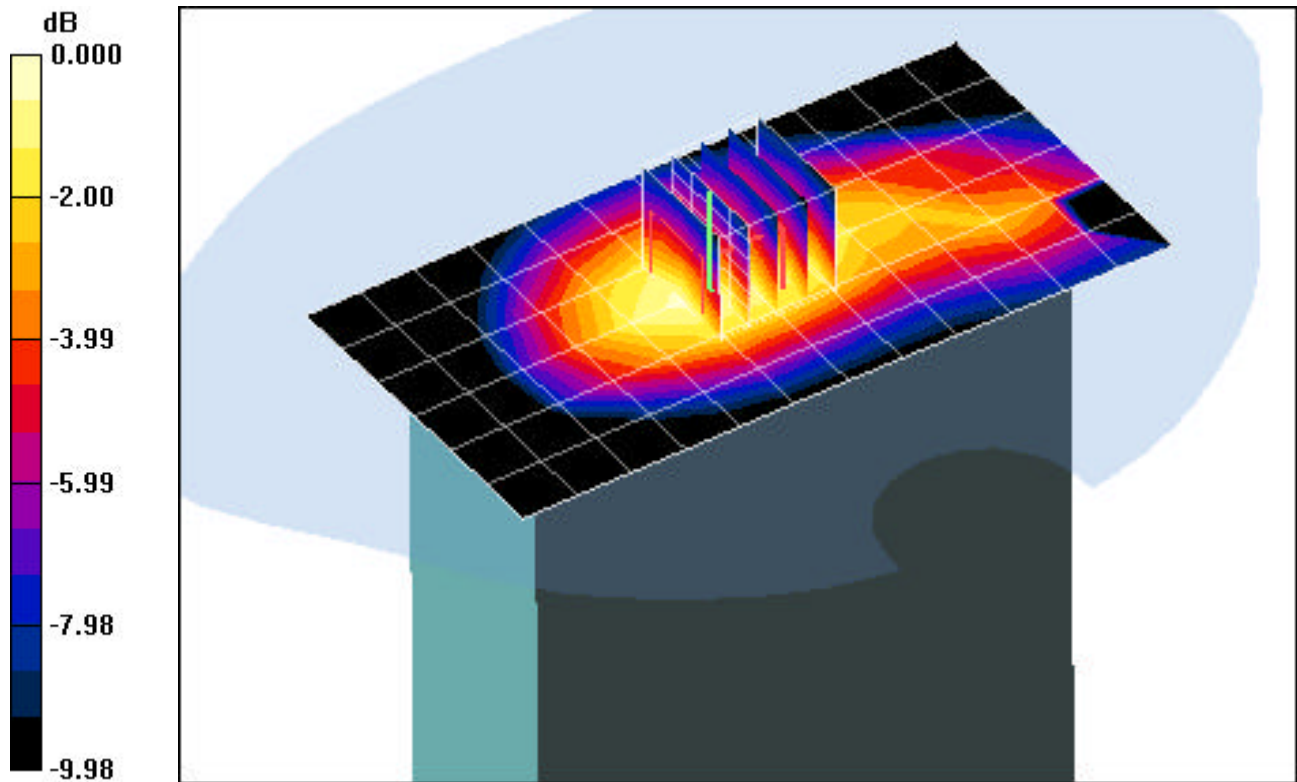
Area Scan (7x13x1): Measurement grid: dx=15mm, dy=15mm

Zoom Scan (5x5x7)/Cube 0: Measurement grid: dx=8mm, dy=8mm, dz=5mm

Reference Value = 21.1 V/m

Peak SAR (extrapolated) = 0.540 W/kg

SAR(1 g) = 0.394 mW/g; SAR(10 g) = 0.275 mW/g



0 dB = 0.448mW/g

PCTEST ENGINEERING LABORATORY, INC.

DUT: CF-U1; Type: Tablet PC with 802.11abgn, Bluetooth, 850/1900 GSM-GPRS/WCDMA, Cellular/PCS CDMA and EVDO; SN: 8HKSA01176

Communication System: GSM1900 GPRS; 2 Tx slots; Frequency: 1880 MHz; Duty Cycle: 1:4.15
Medium: 1900 Muscle ($\sigma = 1.53$ mho/m, $\epsilon_r = 53.44$, $\rho = 1000$ kg/m³)
Phantom section: Flat Section; Space: 0.0 cm

Test Date: 02-19-2009; Ambient Temp: 23.6°C; Tissue Temp: 22.3°C

Probe: EX3DV4 - SN3561; ConvF(6.7, 6.7, 6.7); Calibrated: 8/26/2008

Sensor-Surface: 3mm (Mechanical Surface Detection)

Electronics: DAE4 Sn649; Calibrated: 1/21/2009

Phantom: SAM Main; Type: SAM 4.0; Serial: TP-1114

Measurement SW: DASY4, V4.7 Build 71; Postprocessing SW: SEMCAD, V1.8 Build 172

Mode: GSM1900 GPRS, Body SAR, Laptop Position, Mid Ch, 2Tx Slot

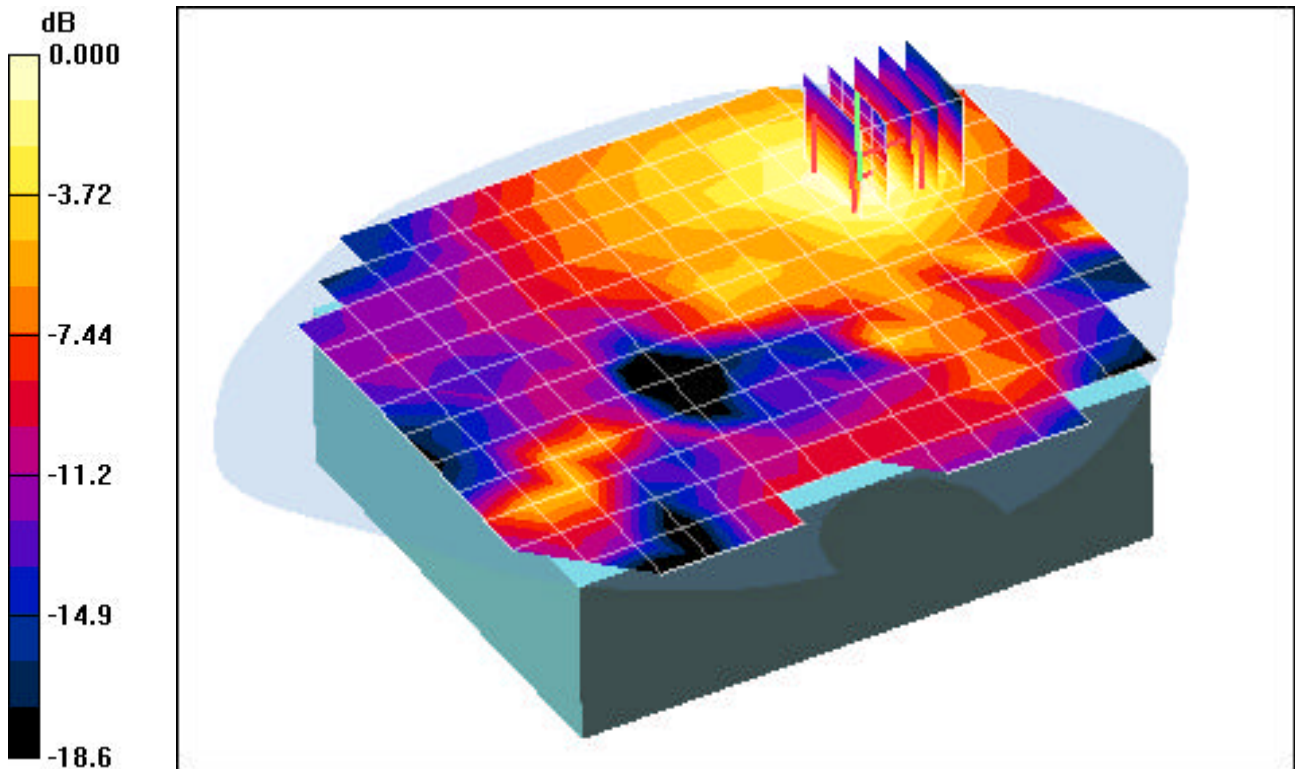
Area Scan (13x15x1): Measurement grid: dx=15mm, dy=15mm

Zoom Scan (5x5x7)/Cube 0: Measurement grid: dx=8mm, dy=8mm, dz=5mm

Reference Value = 3.99 V/m

Peak SAR (extrapolated) = 0.196 W/kg

SAR(1 g) = 0.118 mW/g; SAR(10 g) = 0.069 mW/g



0 dB = 0.141mW/g

PCTEST ENGINEERING LABORATORY, INC.

DUT: CF-U1; Type: Tablet PC with 802.11abgn, Bluetooth, 850/1900 GSM-GPRS/WCDMA, Cellular/PCS CDMA and EVDO; SN: 8HKS A01176

Communication System: GSM1900 GPRS; 2 Tx slots; Frequency: 1880 MHz; Duty Cycle: 1:4.15
Medium: 1900 Muscle ($\sigma = 1.53$ mho/m, $\epsilon_r = 53.44$, $\rho = 1000$ kg/m³)
Phantom section: Flat Section; Space: 0.0 cm

Test Date: 02-19-2009; Ambient Temp: 23.6°C; Tissue Temp: 22.3°C

Probe: EX3DV4 - SN3561; ConvF(6.7, 6.7, 6.7); Calibrated: 8/26/2008

Sensor-Surface: 3mm (Mechanical Surface Detection)

Electronics: DAE4 Sn649; Calibrated: 1/21/2009

Phantom: SAM Main; Type: SAM 4.0; Serial: TP-1114

Measurement SW: DASY4, V4.7 Build 71; Postprocessing SW: SEMCAD, V1.8 Build 172

Mode: GSM1900 GPRS, Body SAR, Tablet Position, Bottom Side, Mid Ch, 2Tx Slot

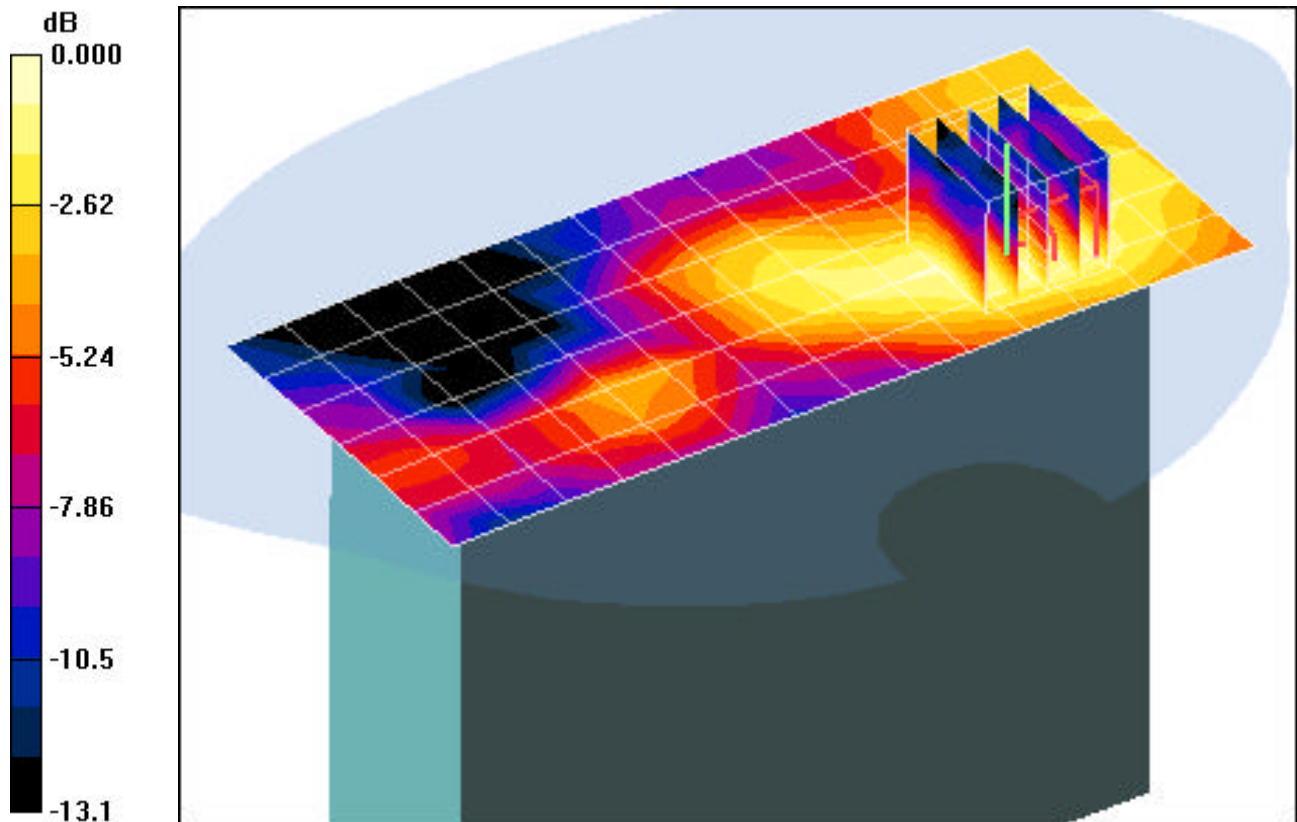
Area Scan (7x15x1): Measurement grid: dx=15mm, dy=15mm

Zoom Scan (5x5x7)/Cube 0: Measurement grid: dx=8mm, dy=8mm, dz=5mm

Reference Value = 3.83 V/m

Peak SAR (extrapolated) = 0.243 W/kg

SAR(1 g) = 0.072 mW/g; SAR(10 g) = 0.031 mW/g



0 dB = 0.087mW/g

PCTEST ENGINEERING LABORATORY, INC.

DUT: CF-U1; Type: Tablet PC with 802.11abgn, Bluetooth, 850/1900 GSM-GPRS/WCDMA, Cellular/PCS CDMA and EVDO; SN: 8HKSA01176

Communication System: GSM1900 GPRS; 2 Tx slots; Frequency: 1880 MHz; Duty Cycle: 1:4.15
Medium: 1900 Muscle ($\sigma = 1.53$ mho/m, $\epsilon_r = 53.44$, $\rho = 1000$ kg/m³)
Phantom section: Flat Section; Space: 0.0 cm

Test Date: 02-19-2009; Ambient Temp: 23.6°C; Tissue Temp: 22.3°C

Probe: EX3DV4 - SN3561; ConvF(6.7, 6.7, 6.7); Calibrated: 8/26/2008

Sensor-Surface: 3mm (Mechanical Surface Detection)

Electronics: DAE4 Sn649; Calibrated: 1/21/2009

Phantom: SAM Main; Type: SAM 4.0; Serial: TP-1114

Measurement SW: DASY4, V4.7 Build 71; Postprocessing SW: SEMCAD, V1.8 Build 172

Mode: GSM1900 GPRS, Body SAR, Tablet Position, Right Side, Mid Ch, 2Tx Slot

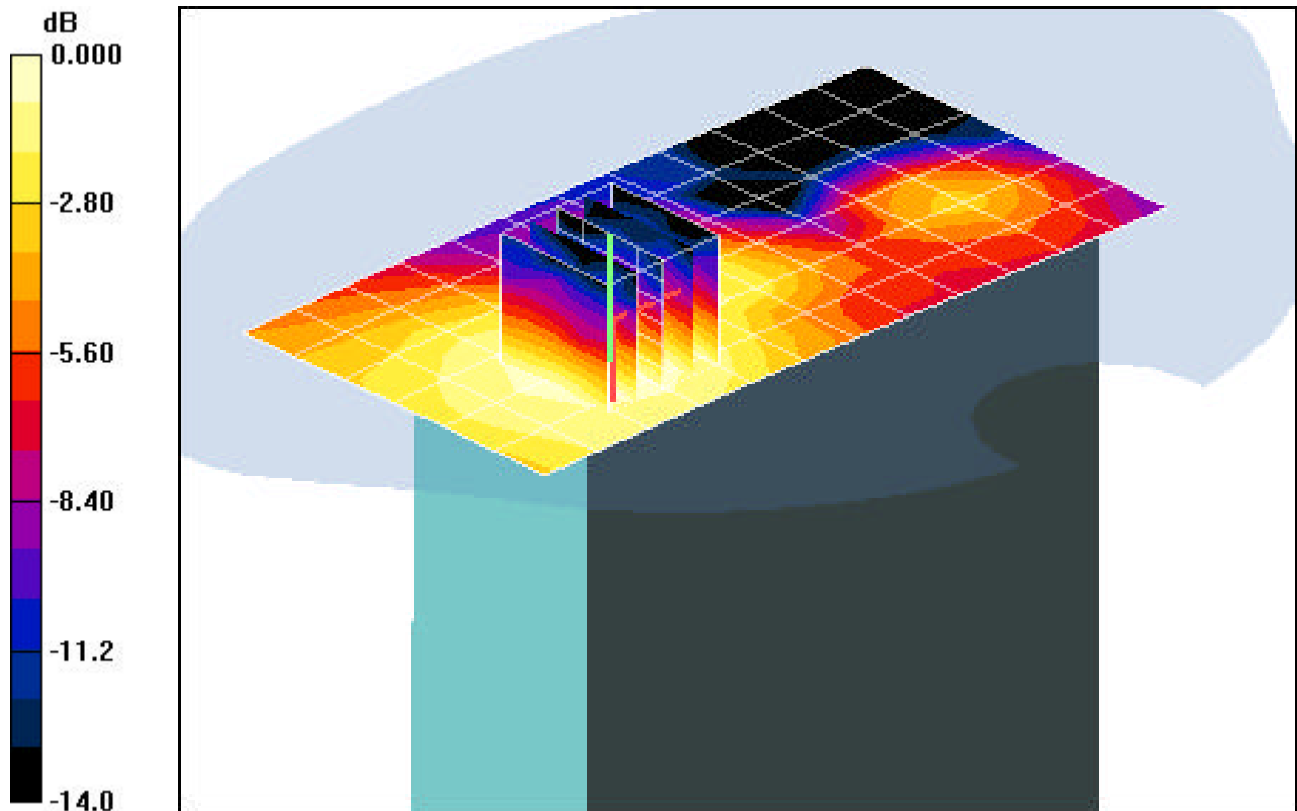
Area Scan (7x13x1): Measurement grid: dx=15mm, dy=15mm

Zoom Scan (5x5x7)/Cube 0: Measurement grid: dx=8mm, dy=8mm, dz=5mm

Reference Value = 6.36 V/m

Peak SAR (extrapolated) = 0.219 W/kg

SAR(1 g) = 0.094 mW/g; SAR(10 g) = 0.056 mW/g



0 dB = 0.106mW/g

PCTEST ENGINEERING LABORATORY, INC.

DUT: CF-U1; Type: Tablet PC with 802.11abgn, Bluetooth, 850/1900 GSM-GPRS/WCDMA, Cellular/PCS CDMA and EVDO; SN: 8HKSA01176

Communication System: GSM1900 GPRS; 2 Tx slots; Frequency: 1880 MHz; Duty Cycle: 1:4.15
Medium: 1900 Muscle ($\sigma = 1.53$ mho/m, $\epsilon_r = 53.44$, $\rho = 1000$ kg/m³)
Phantom section: Flat Section; Space: 0.0 cm

Test Date: 02-19-2009; Ambient Temp: 23.6°C; Tissue Temp: 22.3°C

Probe: EX3DV4 - SN3561; ConvF(6.7, 6.7, 6.7); Calibrated: 8/26/2008

Sensor-Surface: 3mm (Mechanical Surface Detection)

Electronics: DAE4 Sn649; Calibrated: 1/21/2009

Phantom: SAM Main; Type: SAM 4.0; Serial: TP-1114

Measurement SW: DASY4, V4.7 Build 71; Postprocessing SW: SEMCAD, V1.8 Build 172

Mode: GSM1900 GPRS, Body SAR, Tablet Position, Left Side, Mid Ch, 2Tx Slot

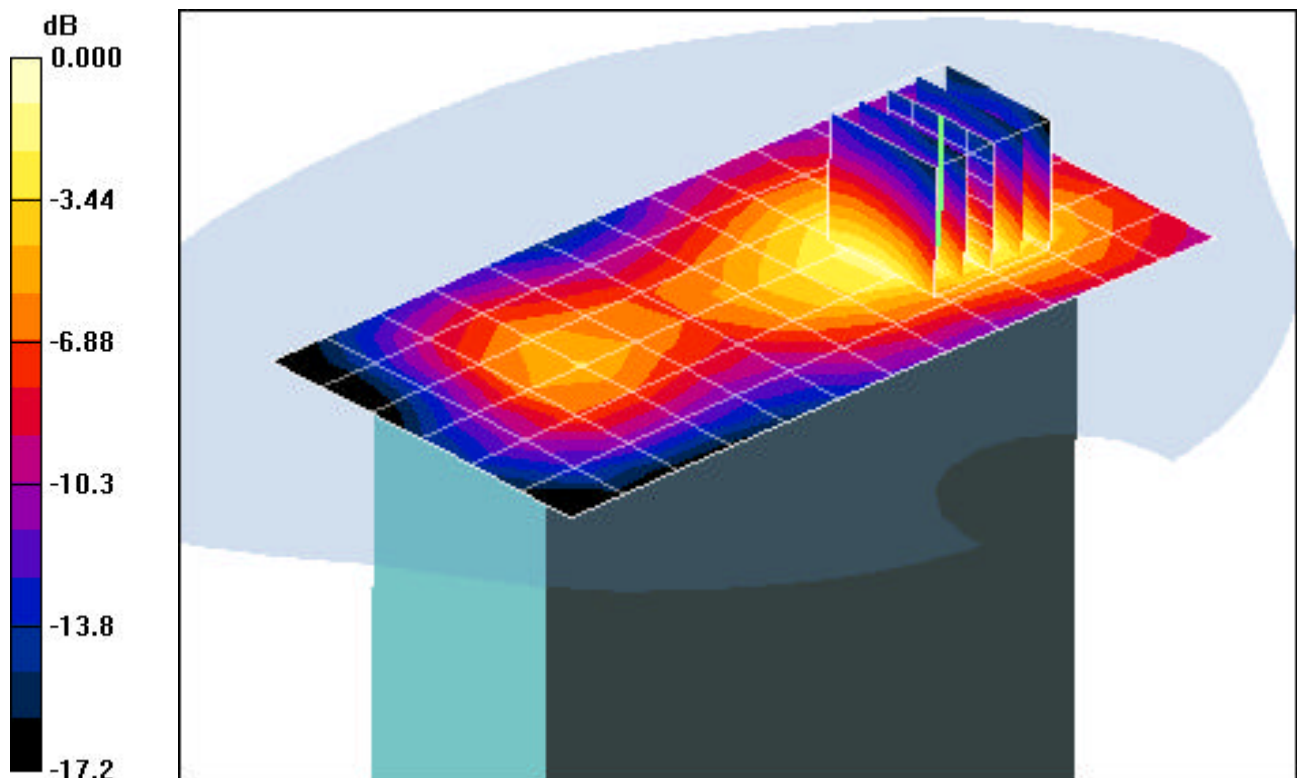
Area Scan (7x13x1): Measurement grid: dx=15mm, dy=15mm

Zoom Scan (5x5x7)/Cube 0: Measurement grid: dx=8mm, dy=8mm, dz=5mm

Reference Value = 4.16 V/m

Peak SAR (extrapolated) = 0.283 W/kg

SAR(1 g) = 0.160 mW/g; SAR(10 g) = 0.091 mW/g



0 dB = 0.199mW/g

PCTEST ENGINEERING LABORATORY, INC.

DUT: CF-U1; Type: Tablet PC with 802.11abgn, Bluetooth, 850/1900 GSM-GPRS/WCDMA, Cellular/PCS CDMA and EVDO; SN: 8HKSA01176

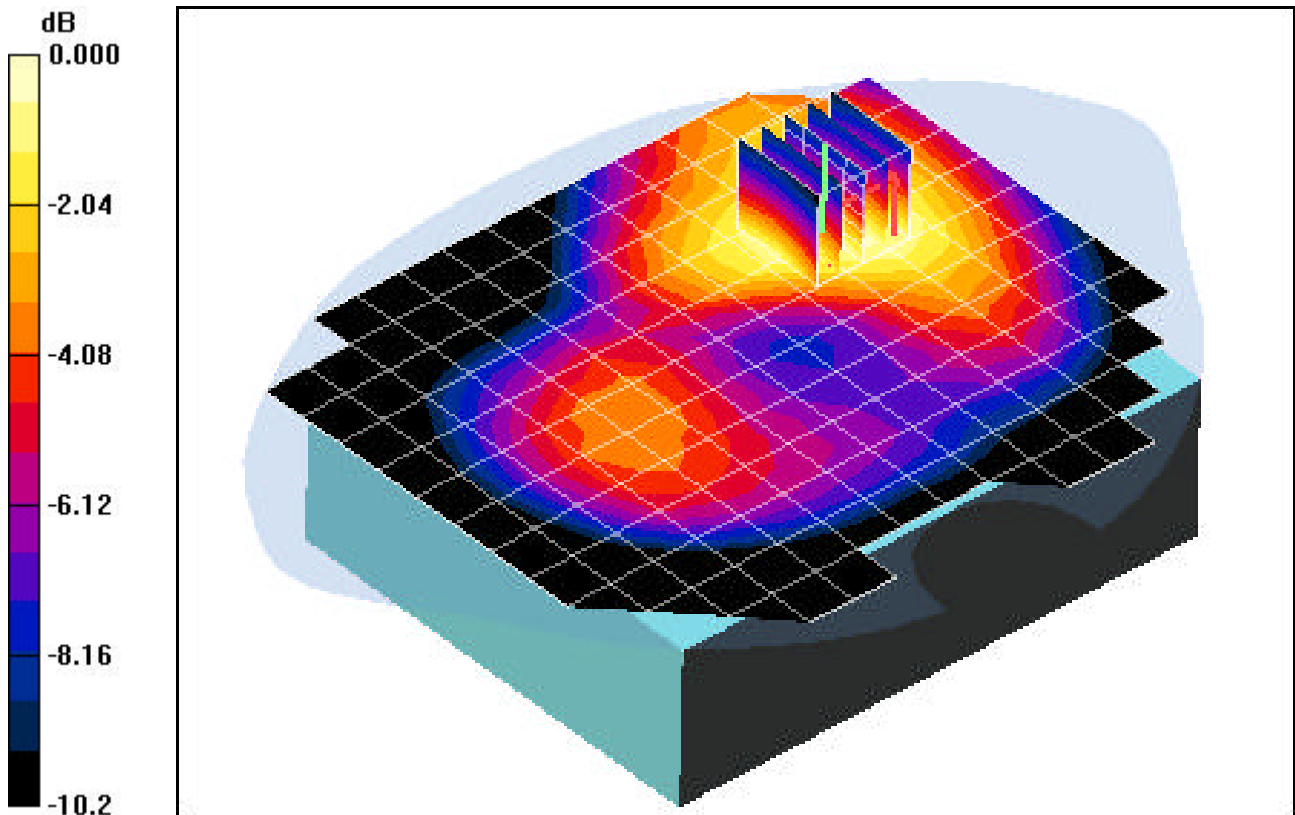
Communication System: WCDMA850; Frequency: 836.6 MHz; Duty Cycle: 1:1
Medium: 835 Muscle ($\sigma = 0.96$ mho/m, $\epsilon_r = 53.42$, $\rho = 1000$ kg/m³)
Phantom section: Flat Section; Space: 0.0 cm

Test Date: 02-09-2009; Ambient Temp: 23.8°C; Tissue Temp: 22.5°C

Probe: EX3DV4 - SN3561; ConvF(8.13, 8.13, 8.13); Calibrated: 8/26/2008
Sensor-Surface: 3mm (Mechanical Surface Detection)
Electronics: DAE4 Sn649; Calibrated: 1/21/2009
Phantom: SAM Main; Type: SAM 4.0; Serial: TP-1114
Measurement SW: DASY4, V4.7 Build 71; Postprocessing SW: SEMCAD, V1.8 Build 172

Mode: WCDMA850, Body SAR, Laptop Position, Mid Ch, HSDPA Inactive

Area Scan (13x15x1): Measurement grid: dx=15mm, dy=15mm
Zoom Scan (5x5x7)/Cube 0: Measurement grid: dx=8mm, dy=8mm, dz=5mm
Reference Value = 17.0 V/m
Peak SAR (extrapolated) = 0.342 W/kg
SAR(1 g) = 0.247 mW/g; SAR(10 g) = 0.172 mW/g



0 dB = 0.282mW/g

PCTEST ENGINEERING LABORATORY, INC.

DUT: CF-U1; Type: Tablet PC with 802.11abgn, Bluetooth, 850/1900 GSM-GPRS/WCDMA, Cellular/PCS CDMA and EVDO; SN: 8HKSA01176

Communication System: WCDMA850; Frequency: 836.6 MHz; Duty Cycle: 1:1
Medium: 835 Muscle ($\sigma = 0.96$ mho/m, $\epsilon_r = 53.42$, $\rho = 1000$ kg/m³)
Phantom section: Flat Section; Space: 0.0 cm

Test Date: 02-09-2009; Ambient Temp: 23.8°C; Tissue Temp: 22.5°C

Probe: EX3DV4 - SN3561; ConvF(8.13, 8.13, 8.13); Calibrated: 8/26/2008

Sensor-Surface: 3mm (Mechanical Surface Detection)

Electronics: DAE4 Sn649; Calibrated: 1/21/2009

Phantom: SAM Main; Type: SAM 4.0; Serial: TP-1114

Measurement SW: DASY4, V4.7 Build 71; Postprocessing SW: SEMCAD, V1.8 Build 172

Mode: WCDMA850, Body SAR, Tablet Position, Bottom Side, Mid Ch, HSDPA Inactive

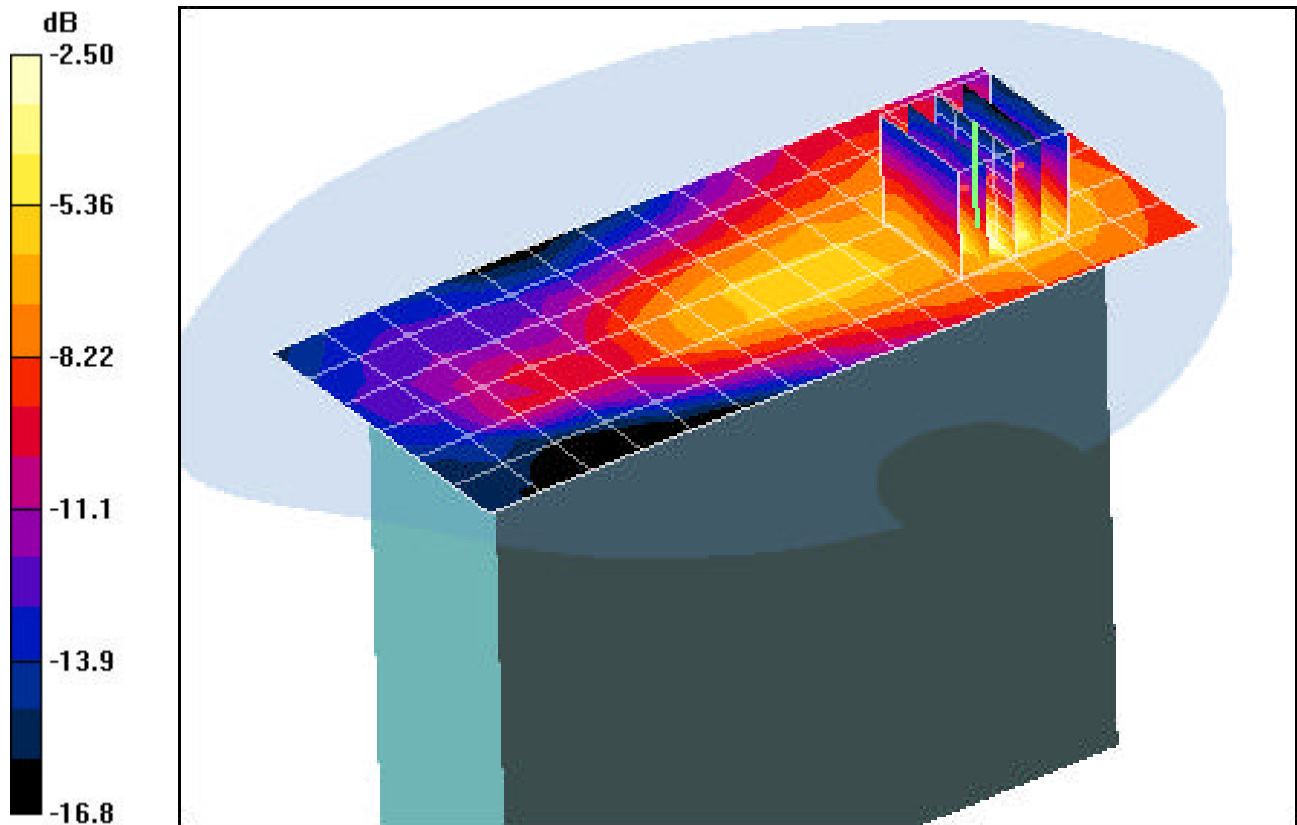
Area Scan (7x15x1): Measurement grid: dx=15mm, dy=15mm

Zoom Scan (5x5x7)/Cube 0: Measurement grid: dx=8mm, dy=8mm, dz=5mm

Reference Value = 11.5 V/m

Peak SAR (extrapolated) = 0.281 W/kg

SAR(1 g) = 0.101 mW/g; SAR(10 g) = 0.042 mW/g



0 dB = 0.135mW/g

PCTEST ENGINEERING LABORATORY, INC.

DUT: CF-U1; Type: Tablet PC with 802.11abgn, Bluetooth, 850/1900 GSM-GPRS/WCDMA, Cellular/PCS CDMA and EVDO; Cellular/PCS CDMA and EVDO; SN: 8HKS A01176

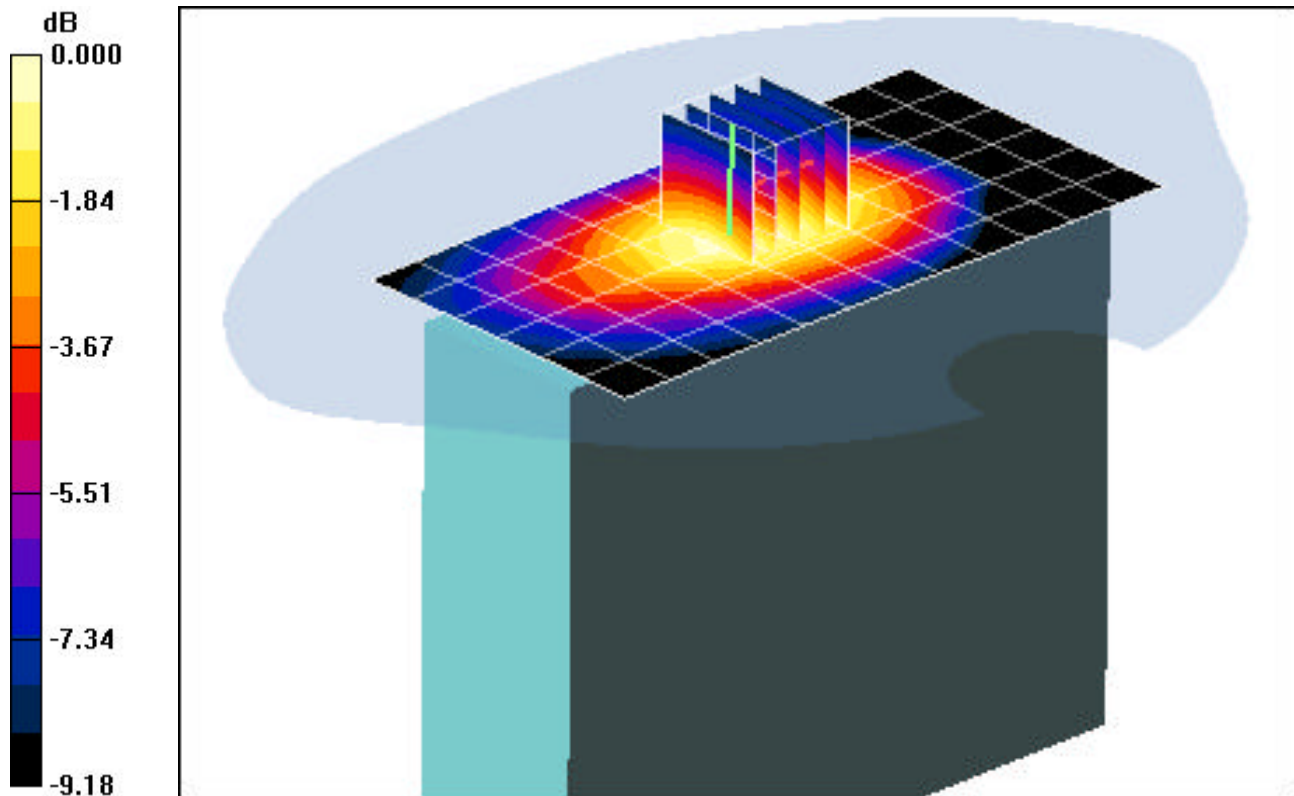
Communication System: WCDMA850; Frequency: 836.6 MHz; Duty Cycle: 1:1
Medium: 835 Muscle ($\sigma = 0.96$ mho/m, $\epsilon_r = 53.42$, $\rho = 1000$ kg/m³)
Phantom section: Flat Section; Space: 0.0 cm

Test Date: 02-09-2009; Ambient Temp: 23.8°C; Tissue Temp: 22.5°C

Probe: EX3DV4 - SN3561; ConvF(8.13, 8.13, 8.13); Calibrated: 8/26/2008
Sensor-Surface: 3mm (Mechanical Surface Detection)
Electronics: DAE4 Sn649; Calibrated: 1/21/2009
Phantom: SAM Main; Type: SAM 4.0; Serial: TP-1114
Measurement SW: DASY4, V4.7 Build 71; Postprocessing SW: SEMCAD, V1.8 Build 172

Mode: WCDMA850, Body SAR, Tablet Position, Right Side, Mid Ch, HSDPA Inactive

Area Scan (7x13x1): Measurement grid: dx=15mm, dy=15mm
Zoom Scan (5x5x7)/Cube 0: Measurement grid: dx=8mm, dy=8mm, dz=5mm
Reference Value = 12.4 V/m
Peak SAR (extrapolated) = 0.170 W/kg
SAR(1 g) = 0.123 mW/g; SAR(10 g) = 0.087 mW/g



0 dB = 0.139mW/g

PCTEST ENGINEERING LABORATORY, INC.

DUT: CF-U1; Type: Tablet PC with 802.11abgn, Bluetooth, 850/1900 GSM-GPRS/WCDMA, Cellular/PCS CDMA and EVDO; SN: 8HKSA01176

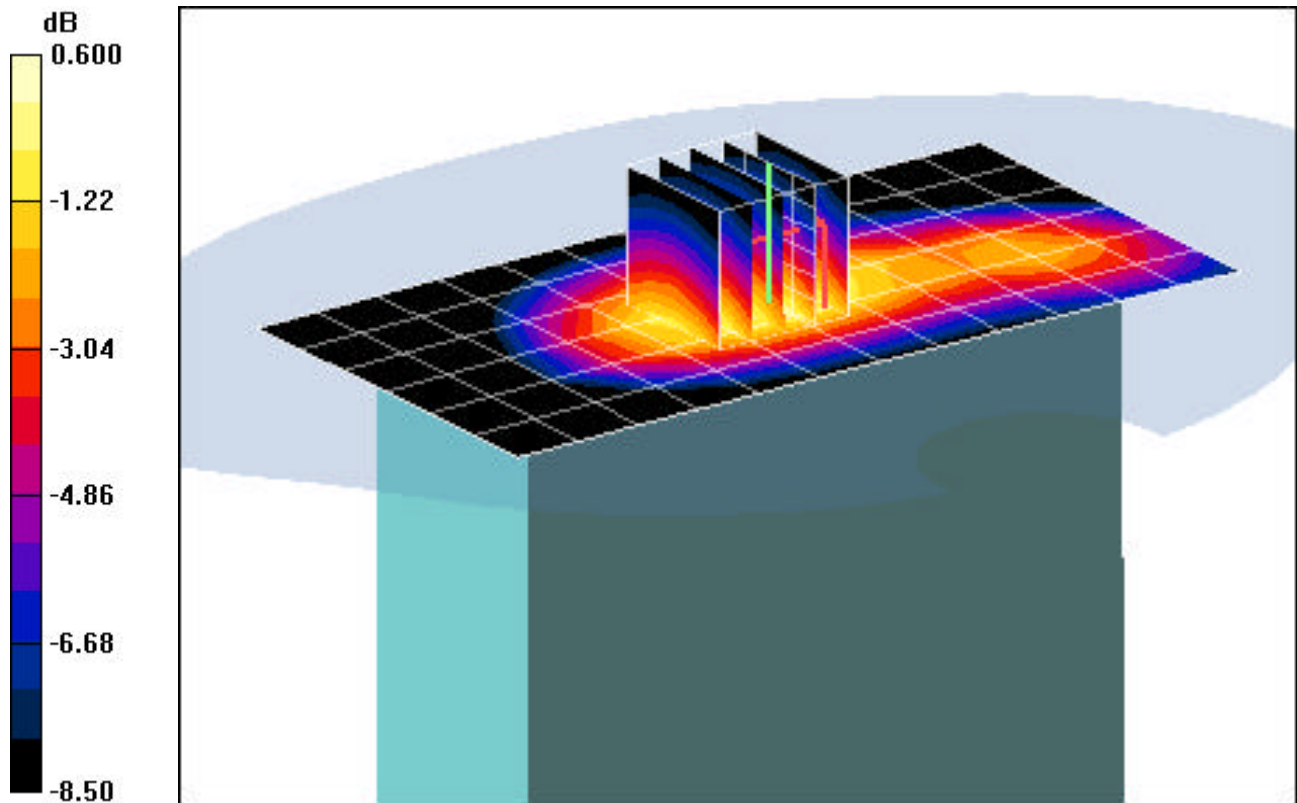
Communication System: WCDMA850; Frequency: 836.6 MHz; Duty Cycle: 1:1
Medium: 835 Muscle ($\sigma = 0.96$ mho/m, $\epsilon_r = 53.42$, $\rho = 1000$ kg/m³)
Phantom section: Flat Section; Space: 0.0 cm

Test Date: 02-09-2009; Ambient Temp: 23.8°C; Tissue Temp: 22.5°C

Probe: EX3DV4 - SN3561; ConvF(8.13, 8.13, 8.13); Calibrated: 8/26/2008
Sensor-Surface: 3mm (Mechanical Surface Detection)
Electronics: DAE4 Sn649; Calibrated: 1/21/2009
Phantom: SAM Main; Type: SAM 4.0; Serial: TP-1114
Measurement SW: DASY4, V4.7 Build 71; Postprocessing SW: SEMCAD, V1.8 Build 172

Mode: WCDMA850, Body SAR, Tablet Position, Left Side, Mid Ch, HSDPA Inactive

Area Scan (7x13x1): Measurement grid: dx=15mm, dy=15mm
Zoom Scan (5x5x7)/Cube 0: Measurement grid: dx=8mm, dy=8mm, dz=5mm
Reference Value = 12.8 V/m
Peak SAR (extrapolated) = 0.383 W/kg
SAR(1 g) = 0.226 mW/g; SAR(10 g) = 0.142 mW/g



0 dB = 0.276mW/g

PCTEST ENGINEERING LABORATORY, INC.

DUT: CF-U1; Type: Tablet PC with 802.11abgn, Bluetooth, 850/1900 GSM-GPRS/WCDMA, Cellular/PCS CDMA and EVDO; SN: 8HKS A01176

Communication System: WCDMA1900; Frequency: 1880 MHz; Duty Cycle: 1:1

Medium: 1900 Muscle ($\sigma = 1.53$ mho/m, $\epsilon_r = 53.44$, $\rho = 1000$ kg/m³)

Phantom section: Flat Section; Space: 0.0 cm

Test Date: 02-19-2009; Ambient Temp: 23.6°C; Tissue Temp: 22.3°C

Probe: EX3DV4 - SN3561; ConvF(6.7, 6.7, 6.7); Calibrated: 8/26/2008

Sensor-Surface: 3mm (Mechanical Surface Detection)

Electronics: DAE4 Sn649; Calibrated: 1/21/2009

Phantom: SAM Main; Type: SAM 4.0; Serial: TP-1114

Measurement SW: DASY4, V4.7 Build 71; Postprocessing SW: SEMCAD, V1.8 Build 172

Mode: WCDMA1900, Body SAR, Laptop Position, Mid Ch, HSDPA Inactive

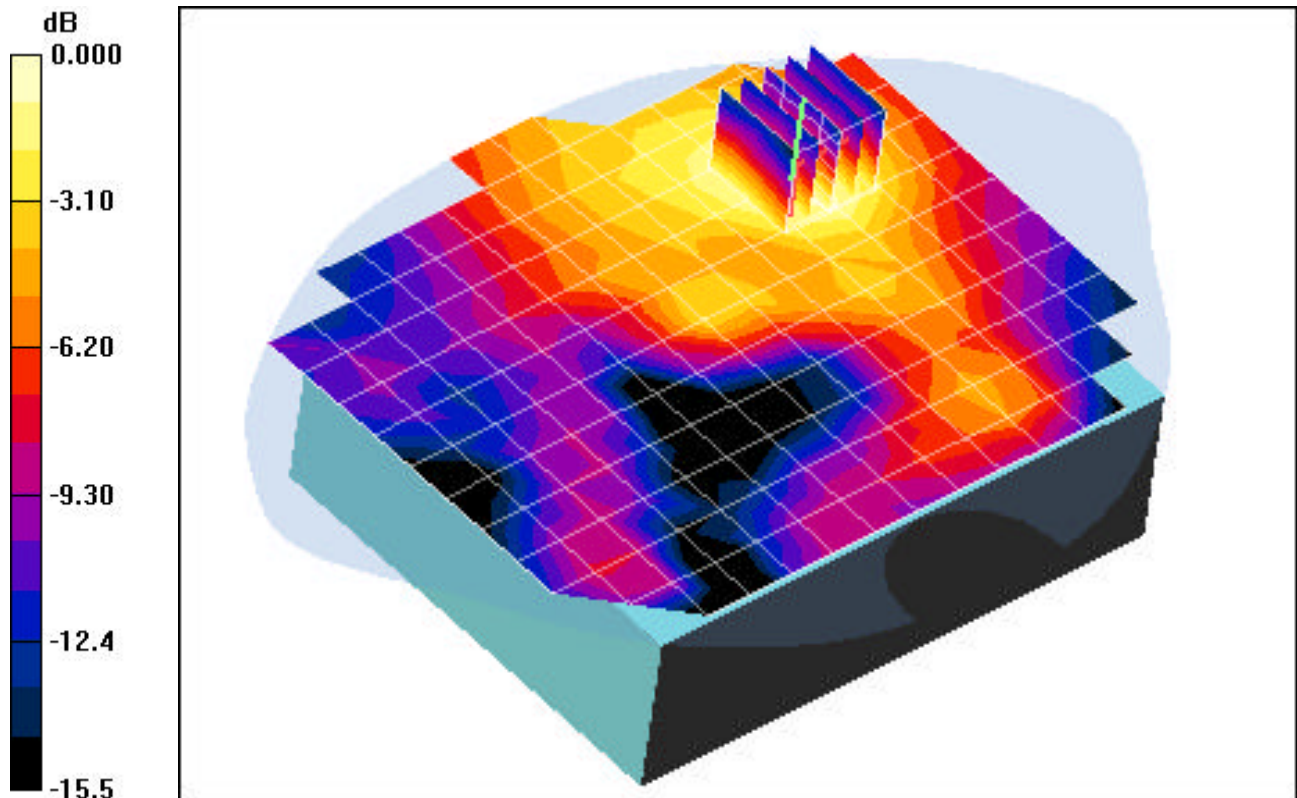
Area Scan (13x15x1): Measurement grid: dx=15mm, dy=15mm

Zoom Scan (5x5x7)/Cube 0: Measurement grid: dx=8mm, dy=8mm, dz=5mm

Reference Value = 2.41 V/m

Peak SAR (extrapolated) = 0.319 W/kg

SAR(1 g) = 0.154 mW/g; SAR(10 g) = 0.080 mW/g



0 dB = 0.227mW/g

PCTEST ENGINEERING LABORATORY, INC.

DUT: CF-U1; Type: Tablet PC with 802.11abgn, Bluetooth, 850/1900 GSM-GPRS/WCDMA, Cellular/PCS CDMA and EVDO; SN: 8HKSA01176

Communication System: WCDMA1900; Frequency: 1880 MHz; Duty Cycle: 1:1
Medium: 1900 Muscle ($\sigma = 1.53$ mho/m, $\epsilon_r = 53.44$, $\rho = 1000$ kg/m³)
Phantom section: Flat Section; Space: 0.0 cm

Test Date: 02-19-2009; Ambient Temp: 23.6°C; Tissue Temp: 22.3°C

Probe: EX3DV4 - SN3561; ConvF(6.7, 6.7, 6.7); Calibrated: 8/26/2008
Sensor-Surface: 3mm (Mechanical Surface Detection)
Electronics: DAE4 Sn649; Calibrated: 1/21/2009
Phantom: SAM Main; Type: SAM 4.0; Serial: TP-1114

Measurement SW: DASY4, V4.7 Build 71; Postprocessing SW: SEMCAD, V1.8 Build 172

Mode: WCDMA1900, Body SAR, Tablet Position, Bottom Side, Mid Ch, HSDPA Inactive

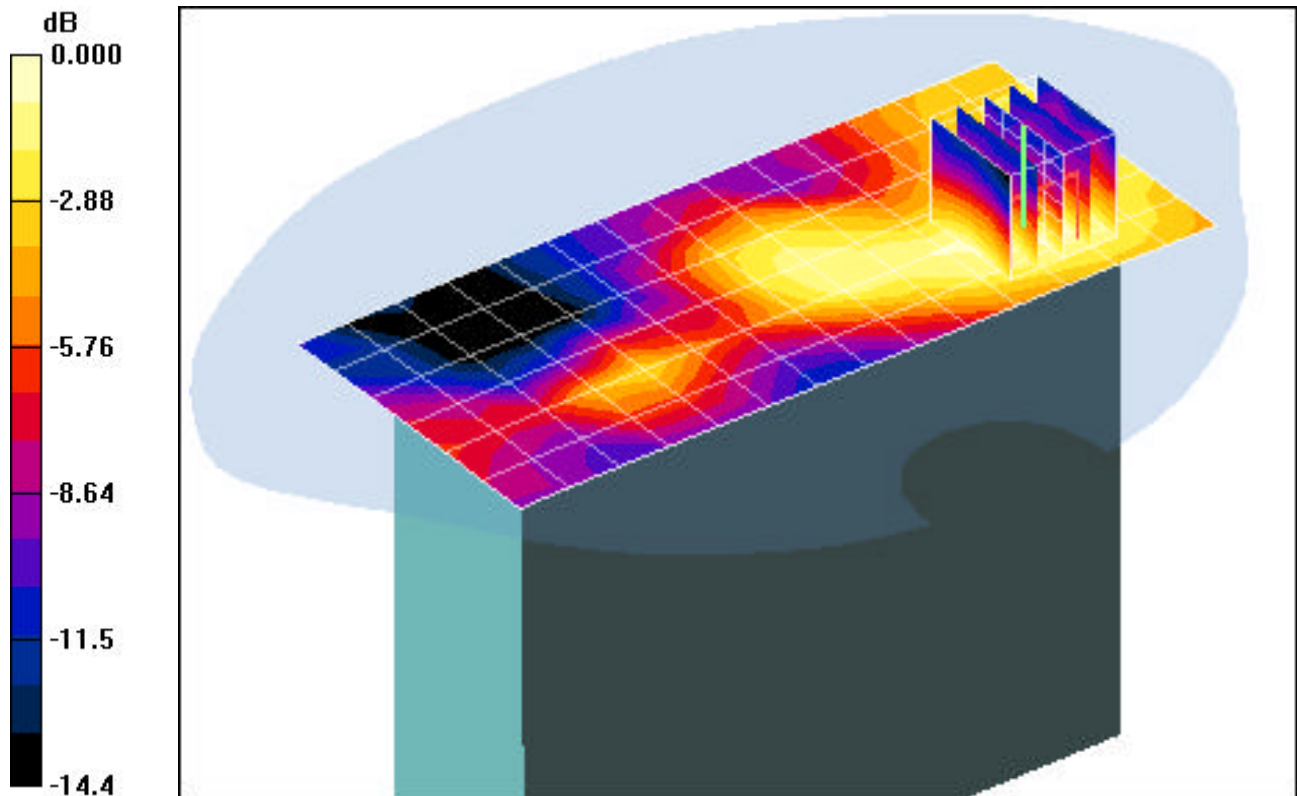
Area Scan (7x15x1): Measurement grid: dx=15mm, dy=15mm

Zoom Scan (5x5x7)/Cube 0: Measurement grid: dx=8mm, dy=8mm, dz=5mm

Reference Value = 4.22 V/m

Peak SAR (extrapolated) = 0.066 W/kg

SAR(1 g) = 0.040 mW/g; SAR(10 g) = 0.025 mW/g



0 dB = 0.047mW/g

PCTEST ENGINEERING LABORATORY, INC.

DUT: CF-U1; Type: Tablet PC with 802.11abgn, Bluetooth, 850/1900 GSM-GPRS/WCDMA, Cellular/PCS CDMA and EVDO; SN: 8HKSA01176

Communication System: WCDMA1900; Frequency: 1907.6 MHz; Duty Cycle: 1:1
Medium: 1900 Muscle ($\sigma = 1.53$ mho/m, $\epsilon_r = 53.44$, $\rho = 1000$ kg/m³)
Phantom section: Flat Section; Space: 0.0 cm

Test Date: 02-19-2009; Ambient Temp: 23.6°C; Tissue Temp: 22.3°C

Probe: EX3DV4 - SN3561; ConvF(6.7, 6.7, 6.7); Calibrated: 8/26/2008

Sensor-Surface: 3mm (Mechanical Surface Detection)

Electronics: DAE4 Sn649; Calibrated: 1/21/2009

Phantom: SAM Main; Type: SAM 4.0; Serial: TP-1114

Measurement SW: DASY4, V4.7 Build 71; Postprocessing SW: SEMCAD, V1.8 Build 172

Mode: WCDMA1900, Body SAR, Tablet Position, Right Side, Mid Ch, HSDPA Inactive

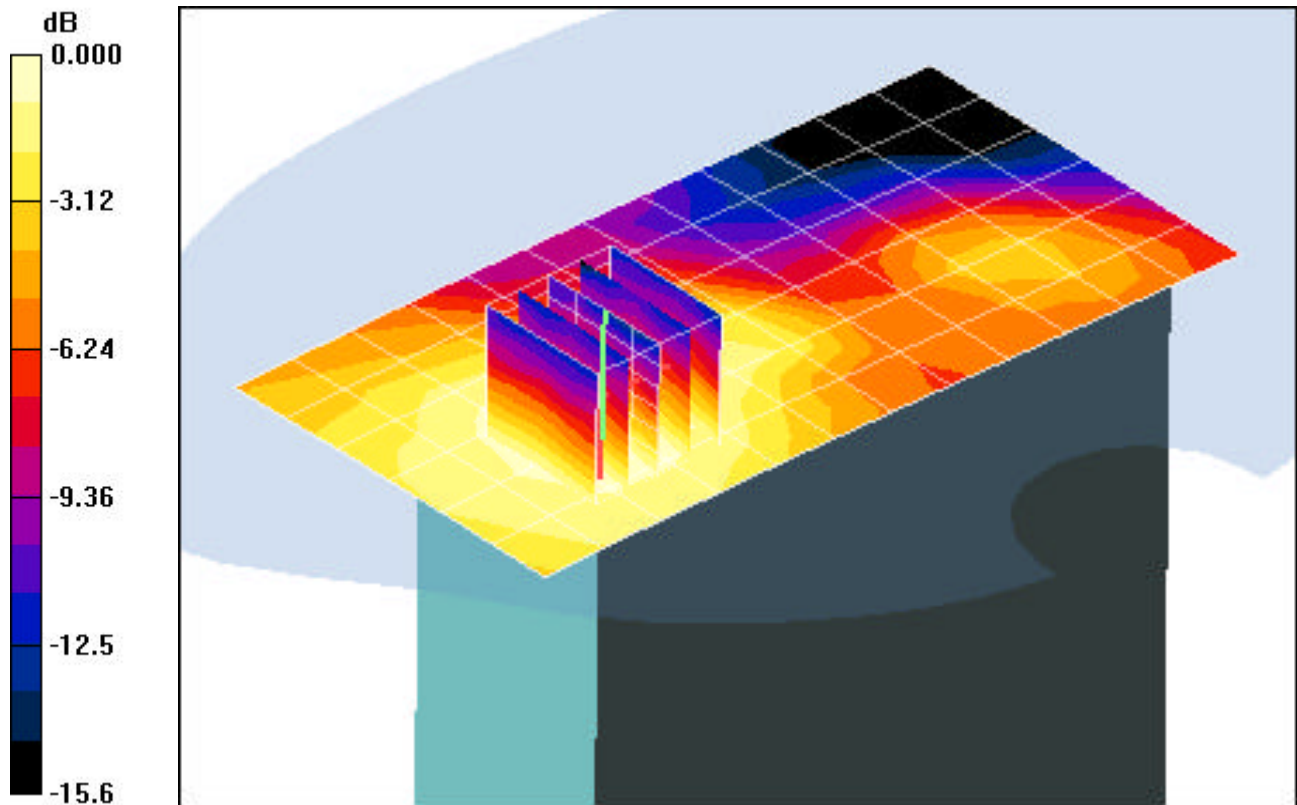
Area Scan (7x13x1): Measurement grid: dx=15mm, dy=15mm

Zoom Scan (5x5x7)/Cube 0: Measurement grid: dx=8mm, dy=8mm, dz=5mm

Reference Value = 2.97 V/m

Peak SAR (extrapolated) = 0.094 W/kg

SAR(1 g) = 0.060 mW/g; SAR(10 g) = 0.039 mW/g



0 dB = 0.070mW/g

PCTEST ENGINEERING LABORATORY, INC.

DUT: CF-U1; Type: Tablet PC with 802.11abgn, Bluetooth, 850/1900 GSM-GPRS/WCDMA, Cellular/PCS CDMA and EVDO; SN: 8HKS A01176

Communication System: WCDMA1900; Frequency: 1907.6 MHz; Duty Cycle: 1:1
Medium: 1900 Muscle ($\sigma = 1.53$ mho/m, $\epsilon_r = 53.44$, $\rho = 1000$ kg/m³)
Phantom section: Flat Section; Space: 0.0 cm

Test Date: 02-19-2009; Ambient Temp: 23.6°C; Tissue Temp: 22.3°C

Probe: EX3DV4 - SN3561; ConvF(6.7, 6.7, 6.7); Calibrated: 8/26/2008

Sensor-Surface: 3mm (Mechanical Surface Detection)

Electronics: DAE4 Sn649; Calibrated: 1/21/2009

Phantom: SAM Main; Type: SAM 4.0; Serial: TP-1114

Measurement SW: DASY4, V4.7 Build 71; Postprocessing SW: SEMCAD, V1.8 Build 172

Mode: WCDMA1900, Body SAR, Tablet Position, Left Side, Mid Ch, HSDPA Inactive

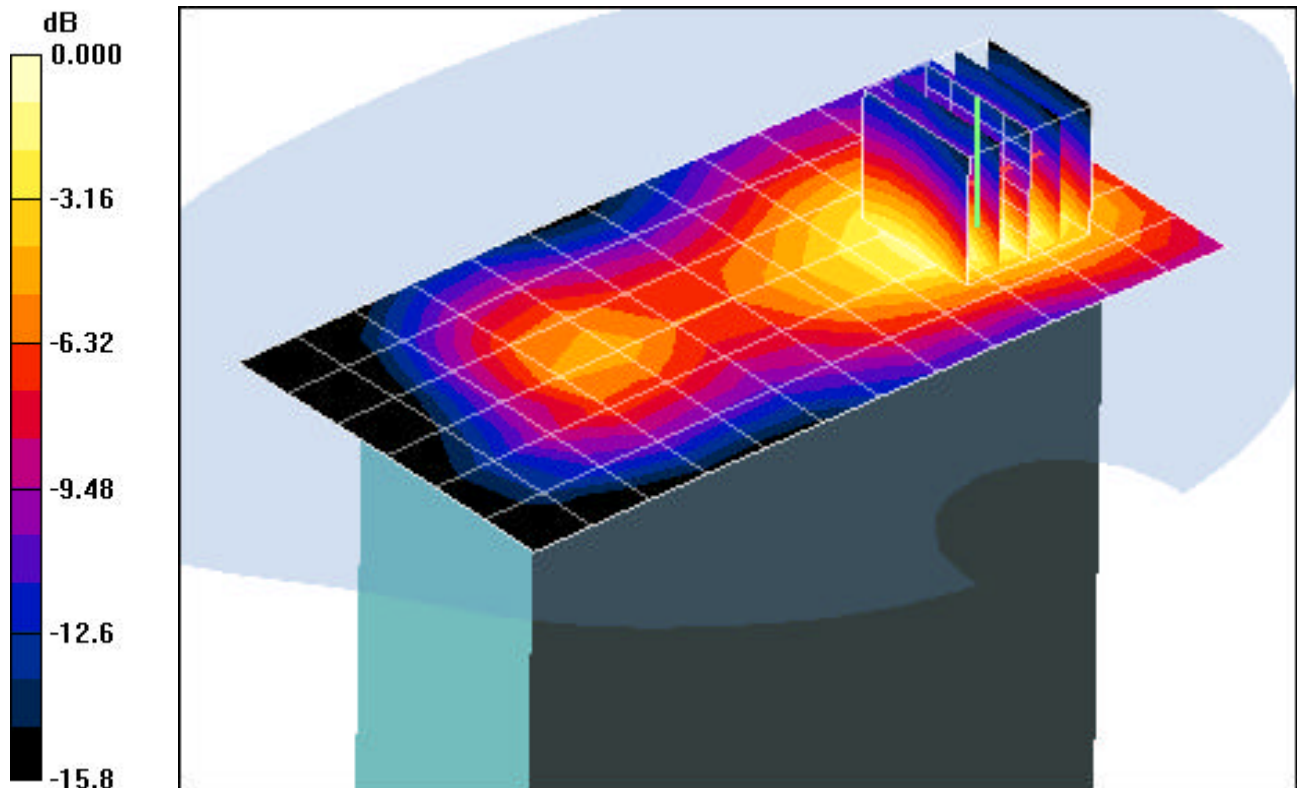
Area Scan (7x13x1): Measurement grid: dx=15mm, dy=15mm

Zoom Scan (5x5x7)/Cube 0: Measurement grid: dx=8mm, dy=8mm, dz=5mm

Reference Value = 6.34 V/m

Peak SAR (extrapolated) = 0.380 W/kg

SAR(1 g) = 0.220 mW/g; SAR(10 g) = 0.126 mW/g



0 dB = 0.273mW/g

PCTEST ENGINEERING LABORATORY, INC.

DUT: CF-U1; Type: Tablet PC with 802.11abgn, Bluetooth, 850/1900 GSM-GPRS/WCDMA, Cellular/PCS CDMA and EVDO; SN: 8HKS A01176

Communication System: Cellular CDMA; Frequency: 836.52 MHz; Duty Cycle: 1:1
Medium: 835 Muscle ($\sigma = 0.96$ mho/m, $\epsilon_r = 53.42$, $\rho = 1000$ kg/m³)
Phantom section: Flat Section; Space: 0.0 cm

Test Date: 02-10-2009; Ambient Temp: 23.9°C; Tissue Temp: 22.7°C

Probe: EX3DV4 - SN3561; ConvF(8.13, 8.13, 8.13); Calibrated: 8/26/2008
Sensor-Surface: 3mm (Mechanical Surface Detection)
Electronics: DAE4 Sn649; Calibrated: 1/21/2009
Phantom: SAM Main; Type: SAM 4.0; Serial: TP-1114
Measurement SW: DASY4, V4.7 Build 71; Postprocessing SW: SEMCAD, V1.8 Build 172

Mode: Cellular CDMA, Body SAR, Laptop Position, Mid Ch, RC3/TDSO32

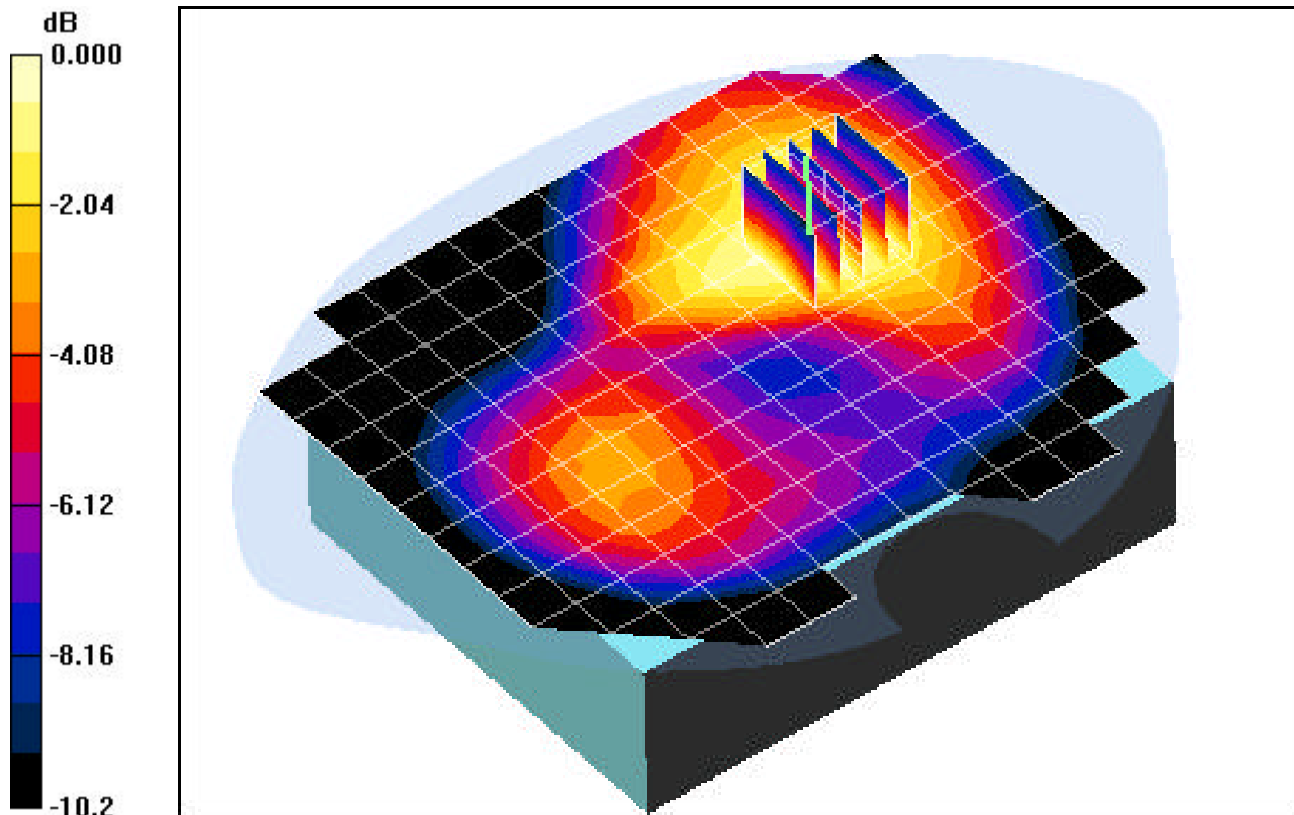
Area Scan (13x15x1): Measurement grid: dx=15mm, dy=15mm

Zoom Scan (5x5x7)/Cube 0: Measurement grid: dx=8mm, dy=8mm, dz=5mm

Reference Value = 16.6 V/m

Peak SAR (extrapolated) = 0.325 W/kg

SAR(1 g) = 0.232 mW/g; SAR(10 g) = 0.163 mW/g



0 dB = 0.266mW/g

PCTEST ENGINEERING LABORATORY, INC.

DUT: CF-U1; Type: Tablet PC with 802.11abgn, Bluetooth, 850/1900 GSM-GPRS/WCDMA, Cellular/PCS CDMA and EVDO; SN: 8HKSA01176

Communication System: Cellular CDMA; Frequency: 836.52 MHz; Duty Cycle: 1:1
Medium: 835 Muscle ($\sigma = 0.96$ mho/m, $\epsilon_r = 53.42$, $\rho = 1000$ kg/m³)
Phantom section: Flat Section; Space: 0.0 cm

Test Date: 02-10-2009; Ambient Temp: 23.9°C; Tissue Temp: 22.7°C

Probe: EX3DV4 - SN3561; ConvF(8.13, 8.13, 8.13); Calibrated: 8/26/2008

Sensor-Surface: 3mm (Mechanical Surface Detection)

Electronics: DAE4 Sn649; Calibrated: 1/21/2009

Phantom: SAM Main; Type: SAM 4.0; Serial: TP-1114

Measurement SW: DASY4, V4.7 Build 71; Postprocessing SW: SEMCAD, V1.8 Build 172

Mode: Cellular CDMA, Body SAR, Tablet Position, Bottom Side, Mid Ch, RC3/TDSO32

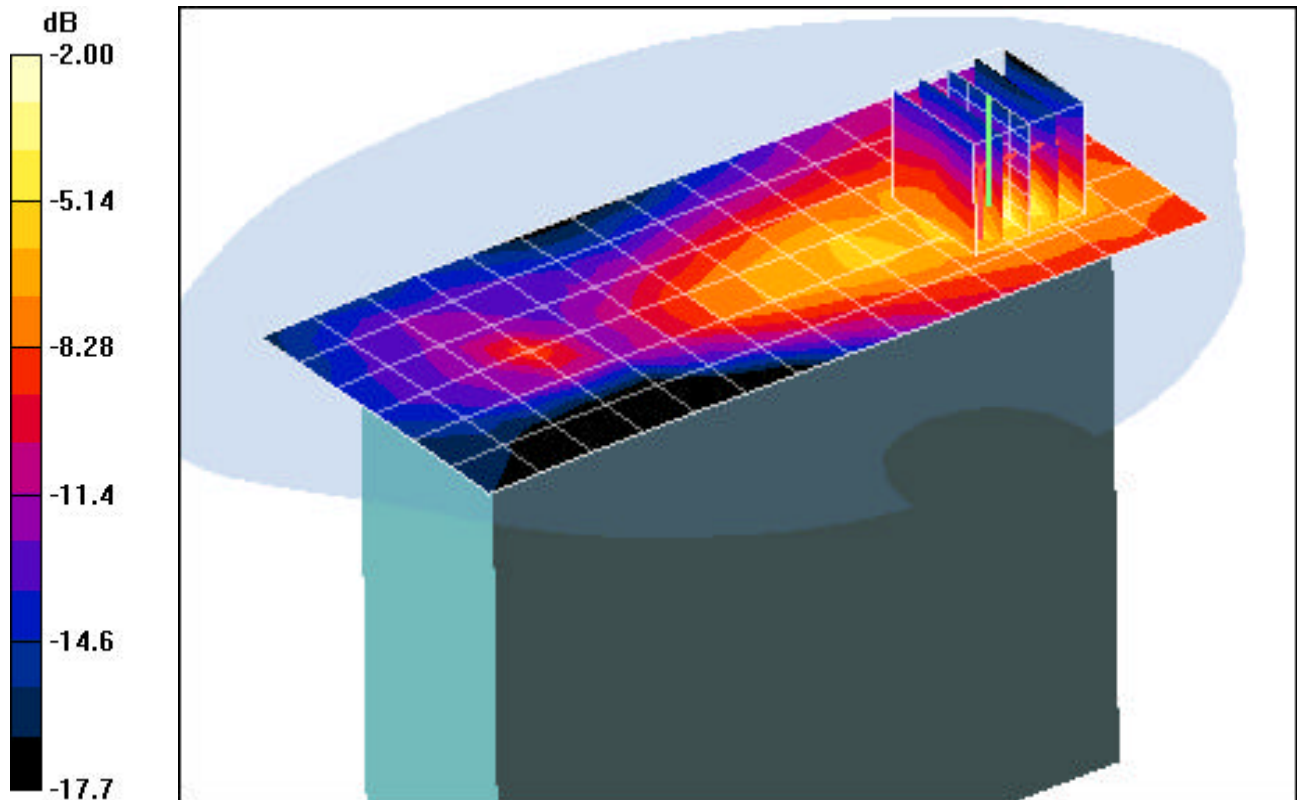
Area Scan (7x15x1): Measurement grid: dx=15mm, dy=15mm

Zoom Scan (5x5x7)/Cube 0: Measurement grid: dx=8mm, dy=8mm, dz=5mm

Reference Value = 12.9 V/m

Peak SAR (extrapolated) = 0.250 W/kg

SAR(1 g) = 0.092 mW/g; SAR(10 g) = 0.039 mW/g



0 dB = 0.148mW/g

PCTEST ENGINEERING LABORATORY, INC.

DUT: CF-U1; Type: Tablet PC with 802.11abgn, Bluetooth, 850/1900 GSM-GPRS/WCDMA, Cellular/PCS CDMA and EVDO; SN: 8HKS A01176

Communication System: Cellular CDMA; Frequency: 836.52 MHz; Duty Cycle: 1:1
Medium: 835 Muscle ($\sigma = 0.96$ mho/m, $\epsilon_r = 53.42$, $\rho = 1000$ kg/m³)
Phantom section: Flat Section; Space: 0.0 cm

Test Date: 02-10-2009; Ambient Temp: 23.9°C; Tissue Temp: 22.7°C

Probe: EX3DV4 - SN3561; ConvF(8.13, 8.13, 8.13); Calibrated: 8/26/2008

Sensor-Surface: 3mm (Mechanical Surface Detection)

Electronics: DAE4 Sn649; Calibrated: 1/21/2009

Phantom: SAM Main; Type: SAM 4.0; Serial: TP-1114

Measurement SW: DASY4, V4.7 Build 71; Postprocessing SW: SEMCAD, V1.8 Build 172

Mode: Cellular CDMA, Body SAR, Tablet Position, Right Side, Mid Ch, RC3/TDSO32

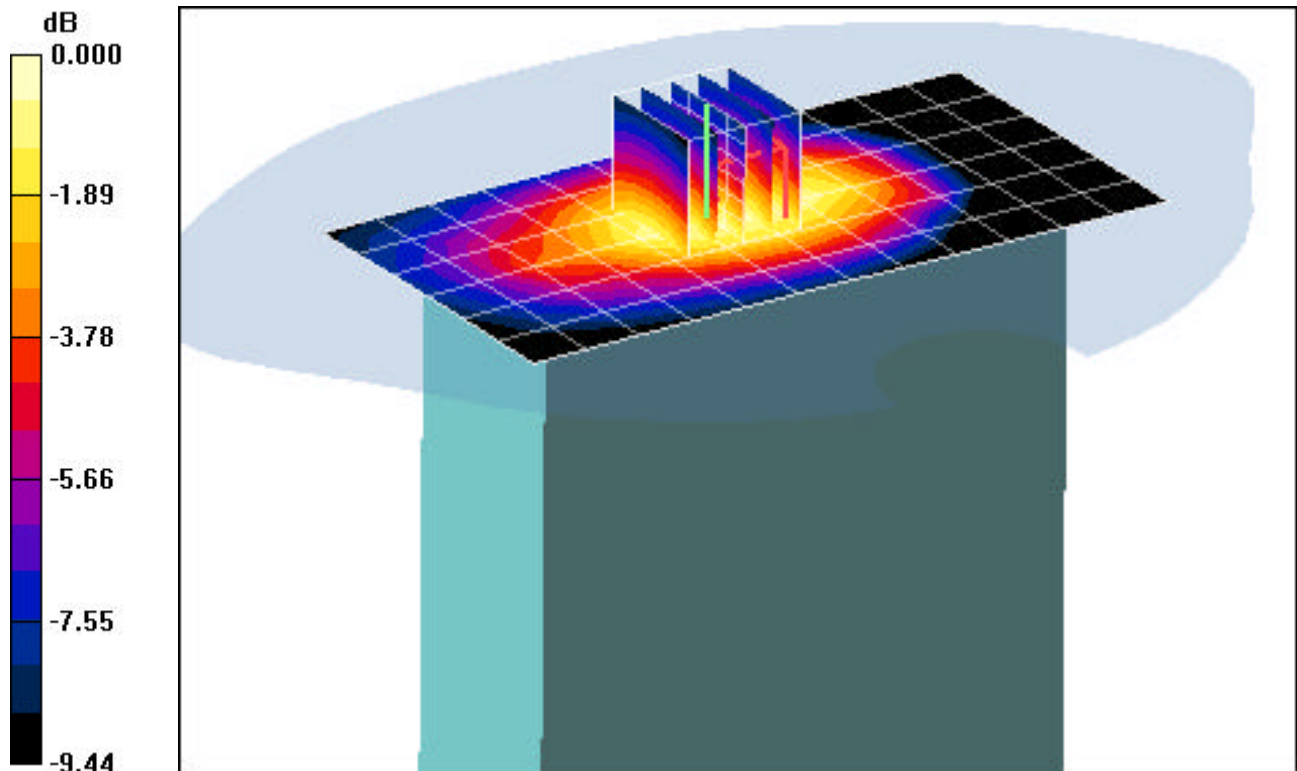
Area Scan (7x13x1): Measurement grid: dx=15mm, dy=15mm

Zoom Scan (5x5x7)/Cube 0: Measurement grid: dx=8mm, dy=8mm, dz=5mm

Reference Value = 12.3 V/m

Peak SAR (extrapolated) = 0.170 W/kg

SAR(1 g) = 0.123 mW/g; SAR(10 g) = 0.087 mW/g



0 dB = 0.139mW/g

PCTEST ENGINEERING LABORATORY, INC.

DUT: CF-U1; Type: Tablet PC with 802.11abgn, Bluetooth, 850/1900 GSM-GPRS/WCDMA, Cellular/PCS CDMA and EVDO; SN: 8HKS A01176

Communication System: Cellular CDMA; Frequency: 836.52 MHz; Duty Cycle: 1:1
Medium: 835 Muscle ($\sigma = 0.96$ mho/m, $\epsilon_r = 53.42$, $\rho = 1000$ kg/m³)
Phantom section: Flat Section; Space: 0.0 cm

Test Date: 02-10-2009; Ambient Temp: 23.9°C; Tissue Temp: 22.7°C

Probe: EX3DV4 - SN3561; ConvF(8.13, 8.13, 8.13); Calibrated: 8/26/2008

Sensor-Surface: 3mm (Mechanical Surface Detection)

Electronics: DAE4 Sn649; Calibrated: 1/21/2009

Phantom: SAM Main; Type: SAM 4.0; Serial: TP-1114

Measurement SW: DASY4, V4.7 Build 71; Postprocessing SW: SEMCAD, V1.8 Build 172

Mode: Cellular CDMA, Body SAR, Tablet Position, Left Side, Mid Ch, RC3/TDSO32

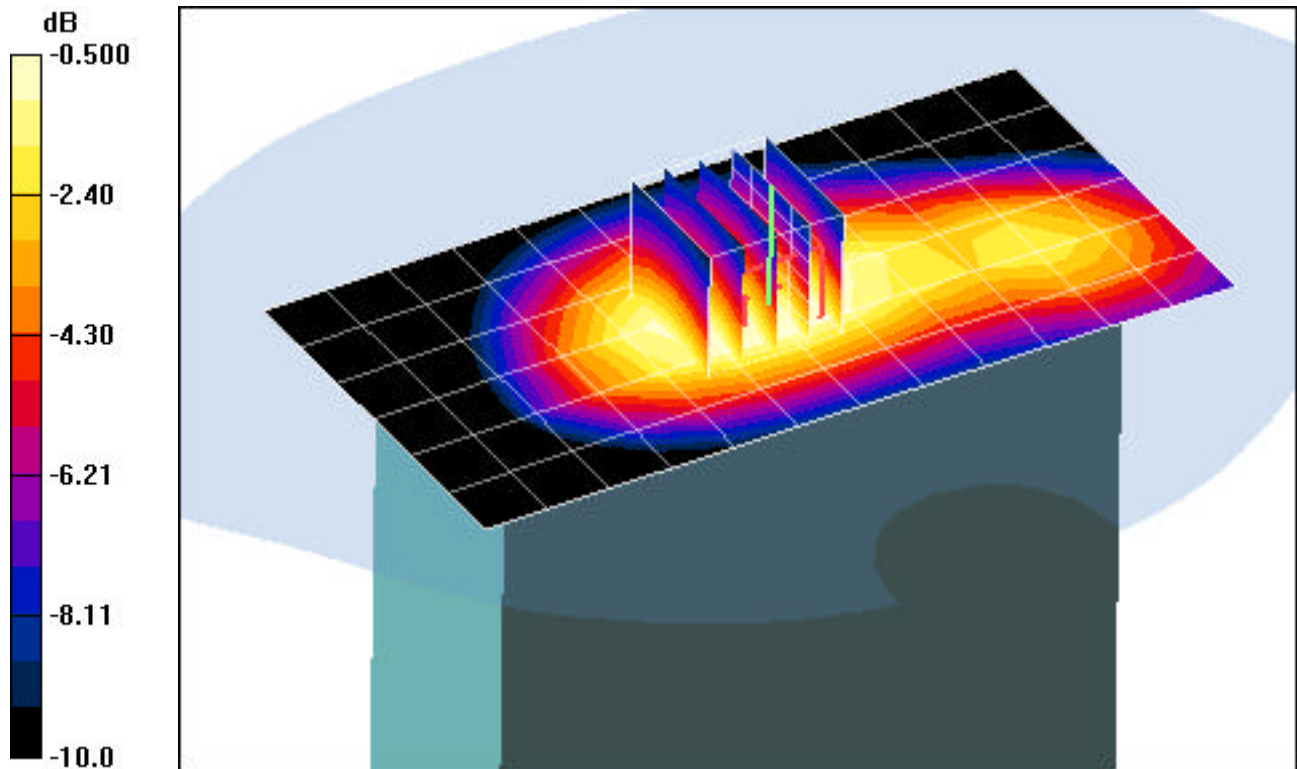
Area Scan (7x13x1): Measurement grid: dx=15mm, dy=15mm

Zoom Scan (5x5x7)/Cube 0: Measurement grid: dx=8mm, dy=8mm, dz=5mm

Reference Value = 18.2 V/m

Peak SAR (extrapolated) = 0.383 W/kg

SAR(1 g) = 0.281 mW/g; SAR(10 g) = 0.197 mW/g



0 dB = 0.317mW/g

PCTEST ENGINEERING LABORATORY, INC.

DUT: CF-U1; Type: Tablet PC with 802.11abgn, Bluetooth, 850/1900 GSM-GPRS/WCDMA, Cellular/PCS CDMA and EVDO; SN: 8HKS A01176

Communication System: PCS CDMA; Frequency: 1880 MHz; Duty Cycle: 1:1
Medium: 1900 Muscle ($\sigma = 1.53$ mho/m, $\epsilon_r = 53.44$, $\rho = 1000$ kg/m³)
Phantom section: Flat Section; Space: 0.0 cm

Test Date: 02-20-2009; Ambient Temp: 23.7°C; Tissue Temp: 22.4°C

Probe: EX3DV4 - SN3561; ConvF(6.7, 6.7, 6.7); Calibrated: 8/26/2008
Sensor-Surface: 3mm (Mechanical Surface Detection)
Electronics: DAE4 Sn649; Calibrated: 1/21/2009
Phantom: SAM Main; Type: SAM 4.0; Serial: TP-1114

Measurement SW: DASY4, V4.7 Build 71; Postprocessing SW: SEMCAD, V1.8 Build 172

Mode: PCS CDMA, Body SAR, Laptop Position, Mid Ch, RC3/TDSO32

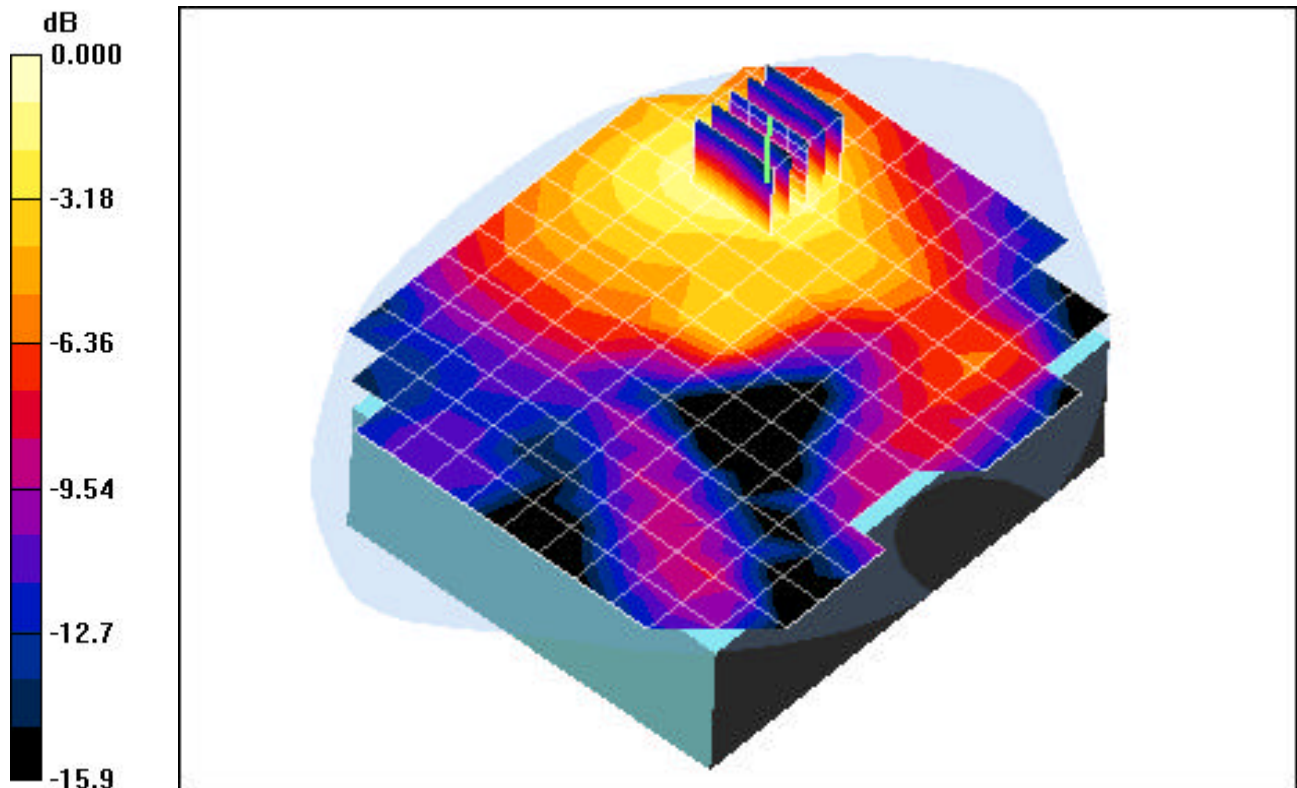
Area Scan (13x15x1): Measurement grid: dx=15mm, dy=15mm

Zoom Scan (5x5x7)/Cube 0: Measurement grid: dx=8mm, dy=8mm, dz=5mm

Reference Value = 9.66 V/m

Peak SAR (extrapolated) = 0.214 W/kg

SAR(1 g) = 0.128 mW/g; SAR(10 g) = 0.078 mW/g



0 dB = 0.155mW/g

PCTEST ENGINEERING LABORATORY, INC.

DUT: CF-U1; Type: Tablet PC with 802.11abgn, Bluetooth, 850/1900 GSM-GPRS/WCDMA, Cellular/PCS CDMA and EVDO; SN: 8HKSA01176

Communication System: PCS CDMA; Frequency: 1880 MHz; Duty Cycle: 1:1
Medium: 1900 Muscle ($\sigma = 1.53$ mho/m, $\epsilon_r = 53.44$, $\rho = 1000$ kg/m³)
Phantom section: Flat Section; Space: 0.0 cm

Test Date: 02-20-2009; Ambient Temp: 23.7°C; Tissue Temp: 22.4°C

Probe: EX3DV4 - SN3561; ConvF(6.7, 6.7, 6.7); Calibrated: 8/26/2008
Sensor-Surface: 3mm (Mechanical Surface Detection)
Electronics: DAE4 Sn649; Calibrated: 1/21/2009
Phantom: SAM Main; Type: SAM 4.0; Serial: TP-1114

Measurement SW: DASY4, V4.7 Build 71; Postprocessing SW: SEMCAD, V1.8 Build 172

Mode: PCS CDMA, Body SAR, Tablet Position, Bottom Side, Mid Ch, RC3/TDSO32

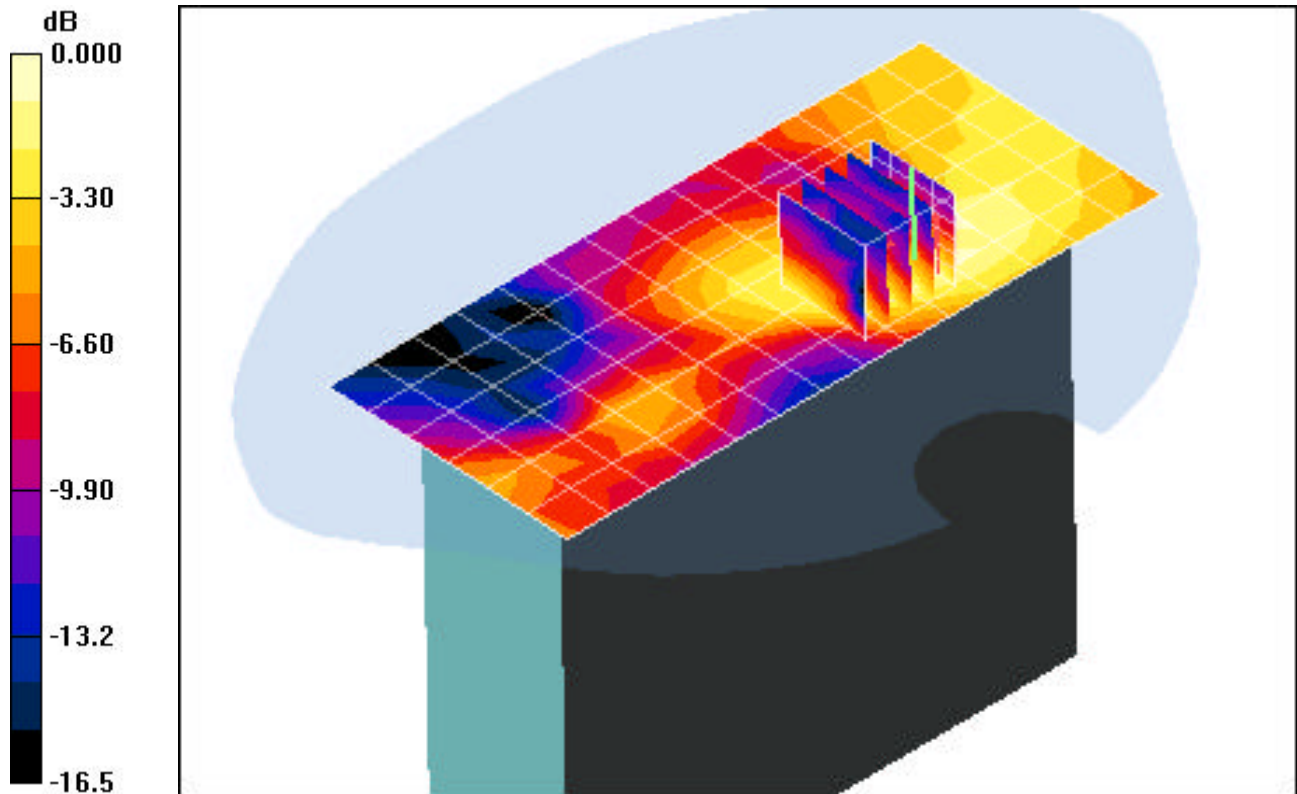
Area Scan (7x15x1): Measurement grid: dx=15mm, dy=15mm

Zoom Scan (5x5x7)/Cube 0: Measurement grid: dx=8mm, dy=8mm, dz=5mm

Reference Value = 3.75 V/m

Peak SAR (extrapolated) = 0.052 W/kg

SAR(1 g) = 0.031 mW/g; SAR(10 g) = 0.018 mW/g



0 dB = 0.039mW/g

PCTEST ENGINEERING LABORATORY, INC.

DUT: CF-U1; Type: Tablet PC with 802.11abgn, Bluetooth, 850/1900 GSM-GPRS/WCDMA, Cellular/PCS CDMA and EVDO; SN: 8HKS A01176

Communication System: PCS CDMA; Frequency: 1880 MHz; Duty Cycle: 1:1
Medium: 1900 Muscle ($\sigma = 1.53$ mho/m, $\epsilon_r = 53.44$, $\rho = 1000$ kg/m³)
Phantom section: Flat Section; Space: 0.0 cm

Test Date: 02-20-2009; Ambient Temp: 23.7°C; Tissue Temp: 22.4°C

Probe: EX3DV4 - SN3561; ConvF(6.7, 6.7, 6.7); Calibrated: 8/26/2008

Sensor-Surface: 3mm (Mechanical Surface Detection)

Electronics: DAE4 Sn649; Calibrated: 1/21/2009

Phantom: SAM Main; Type: SAM 4.0; Serial: TP-1114

Measurement SW: DASY4, V4.7 Build 71; Postprocessing SW: SEMCAD, V1.8 Build 172

Mode: PCS CDMA, Body SAR, Tablet Position, Right Side, Mid Ch, RC3/TDSO32

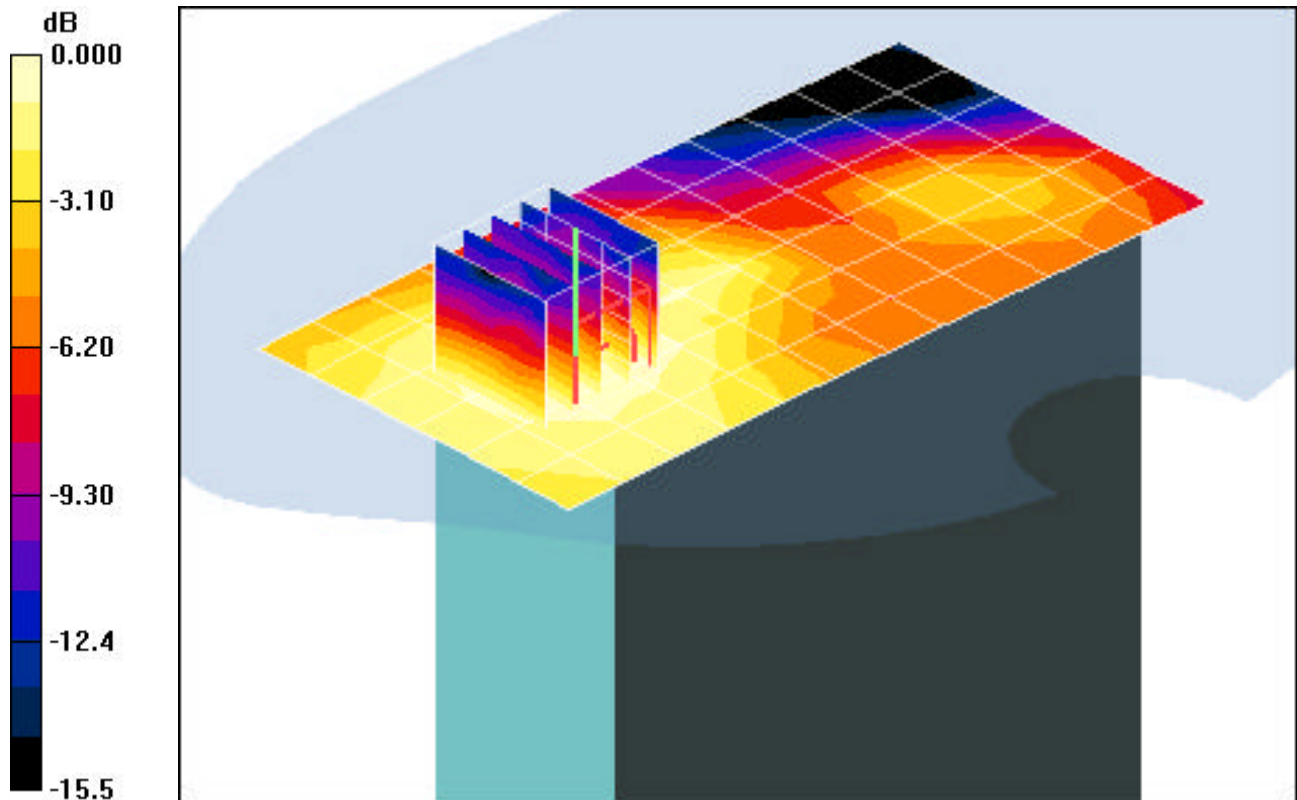
Area Scan (7x13x1): Measurement grid: dx=15mm, dy=15mm

Zoom Scan (5x5x7)/Cube 0: Measurement grid: dx=8mm, dy=8mm, dz=5mm

Reference Value = 4.62 V/m

Peak SAR (extrapolated) = 0.100 W/kg

SAR(1 g) = 0.059 mW/g; SAR(10 g) = 0.038 mW/g



0 dB = 0.070mW/g

PCTEST ENGINEERING LABORATORY, INC.

DUT: CF-U1; Type: Tablet PC with 802.11abgn, Bluetooth, 850/1900 GSM-GPRS/WCDMA, Cellular/PCS CDMA and EVDO; SN: 8HKS A01176

Communication System: PCS CDMA; Frequency: 1880 MHz; Duty Cycle: 1:1
Medium: 1900 Muscle ($\sigma = 1.53$ mho/m, $\epsilon_r = 53.44$, $\rho = 1000$ kg/m³)
Phantom section: Flat Section; Space: 0.0 cm

Test Date: 02-20-2009; Ambient Temp: 23.7°C; Tissue Temp: 22.4°C

Probe: EX3DV4 - SN3561; ConvF(6.7, 6.7, 6.7); Calibrated: 8/26/2008
Sensor-Surface: 3mm (Mechanical Surface Detection)
Electronics: DAE4 Sn649; Calibrated: 1/21/2009
Phantom: SAM Main; Type: SAM 4.0; Serial: TP-1114

Measurement SW: DASY4, V4.7 Build 71; Postprocessing SW: SEMCAD, V1.8 Build 172

Mode: PCS CDMA, Body SAR, Tablet Position, Left Side, Mid Ch, RC3/TDSO32

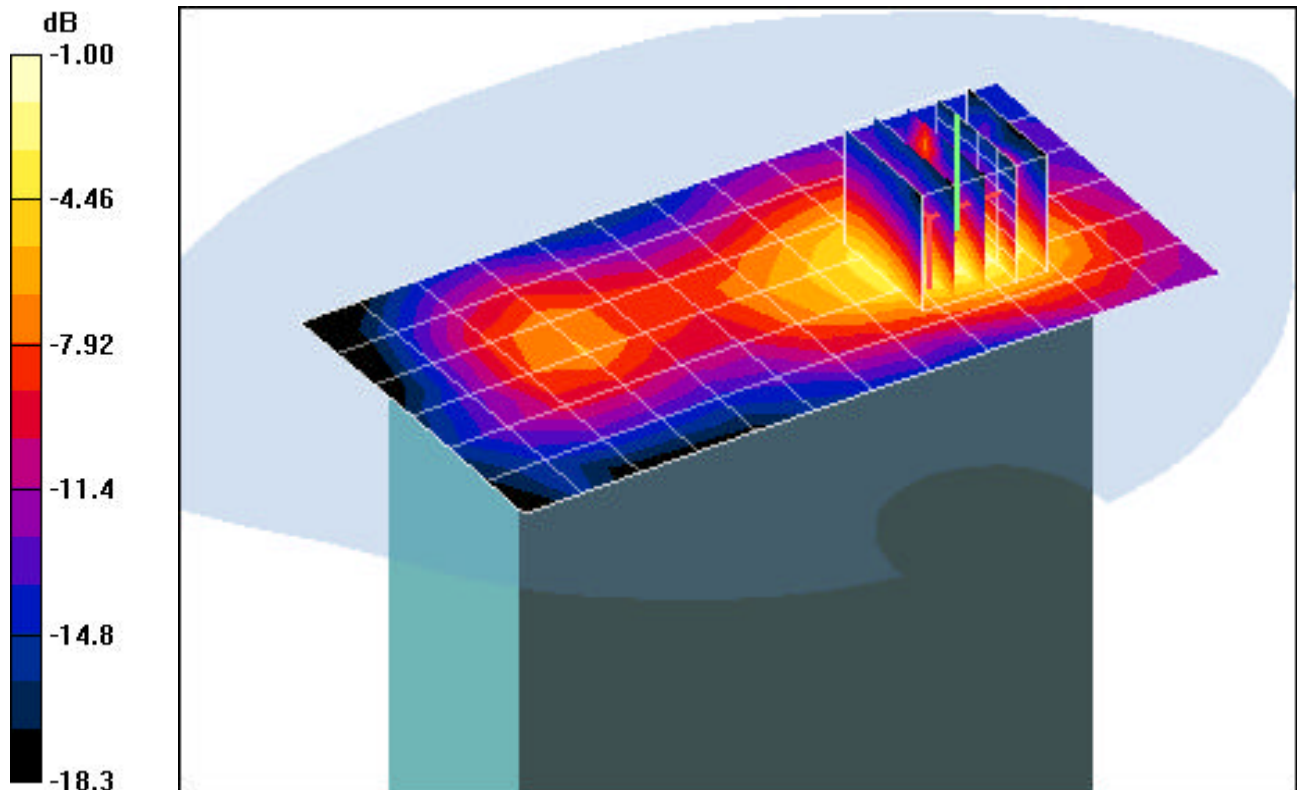
Area Scan (7x13x1): Measurement grid: dx=15mm, dy=15mm

Zoom Scan (5x5x7)/Cube 0: Measurement grid: dx=8mm, dy=8mm, dz=5mm

Reference Value = 6.89 V/m

Peak SAR (extrapolated) = 0.517 W/kg

SAR(1 g) = 0.218 mW/g; SAR(10 g) = 0.127 mW/g



0 dB = 0.411 mW/g

PCTEST ENGINEERING LABORATORY, INC.

DUT: CF-U1; Type: Tablet PC with 802.11abgn, Bluetooth, 850/1900 GSM-GPRS/WCDMA, Cellular/PCS CDMA and EVDO; SN: 8HKSA01176

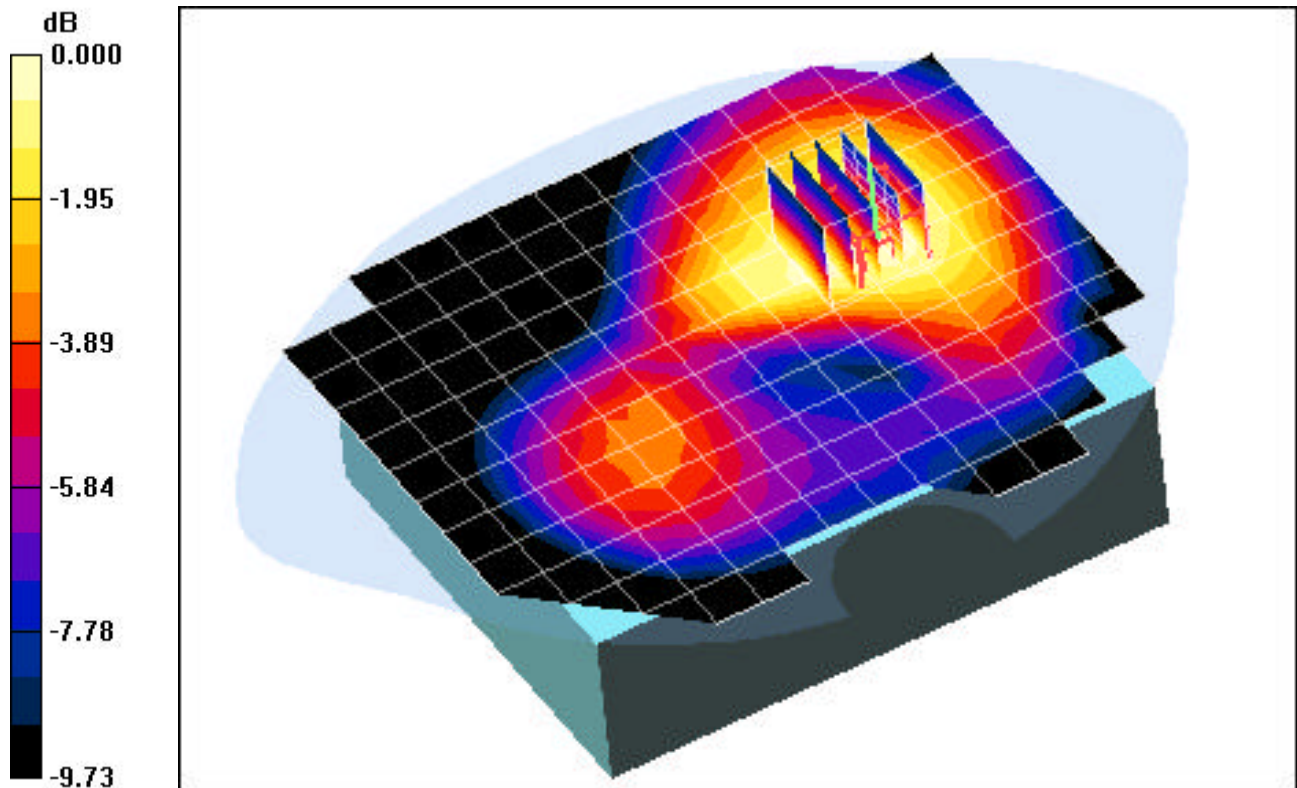
Communication System: Cellular CDMA; Frequency: 836.52 MHz; Duty Cycle: 1:1
Medium: 835 Muscle ($\sigma = 0.96$ mho/m, $\epsilon_r = 53.42$, $\rho = 1000$ kg/m³)
Phantom section: Flat Section; Space: 0.0 cm

Test Date: 02-10-2009; Ambient Temp: 23.9°C; Tissue Temp: 22.7°C

Probe: EX3DV4 - SN3561; ConvF(8.13, 8.13, 8.13); Calibrated: 8/26/2008
Sensor-Surface: 3mm (Mechanical Surface Detection)
Electronics: DAE4 Sn649; Calibrated: 1/21/2009
Phantom: SAM Main; Type: SAM 4.0; Serial: TP-1114
Measurement SW: DASY4, V4.7 Build 71; Postprocessing SW: SEMCAD, V1.8 Build 172

Mode: Cellular EVDO Rev.0, Body SAR, Laptop Position, Mid Ch, FTAP

Area Scan (13x15x1): Measurement grid: dx=15mm, dy=15mm
Zoom Scan (5x5x7)/Cube 0: Measurement grid: dx=8mm, dy=8mm, dz=5mm
Reference Value = 17.1 V/m
Peak SAR (extrapolated) = 0.346 W/kg
SAR(1 g) = 0.251 mW/g; SAR(10 g) = 0.175 mW/g



0 dB = 0.285mW/g

PCTEST ENGINEERING LABORATORY, INC.

DUT: CF-U1; Type: Tablet PC with 802.11abgn, Bluetooth, 850/1900 GSM-GPRS/WCDMA, Cellular/PCS CDMA and EVDO; SN: 8HKS A01176

Communication System: Cellular CDMA; Frequency: 836.52 MHz; Duty Cycle: 1:1
Medium: 835 Muscle ($\sigma = 0.96$ mho/m, $\epsilon_r = 53.42$, $\rho = 1000$ kg/m³)
Phantom section: Flat Section; Space: 1.0 cm

Test Date: 02-10-2009; Ambient Temp: 23.9°C; Tissue Temp: 22.7°C

Probe: EX3DV4 - SN3561; ConvF(8.13, 8.13, 8.13); Calibrated: 8/26/2008

Sensor-Surface: 3mm (Mechanical Surface Detection)

Electronics: DAE4 Sn649; Calibrated: 1/21/2009

Phantom: SAM Main; Type: SAM 4.0; Serial: TP-1114

Measurement SW: DASY4, V4.7 Build 71; Postprocessing SW: SEMCAD, V1.8 Build 172

Mode: Cellular EVDO Rev.0, Body SAR, Tablet Position, Bottom Side, Mid Ch, RTAP

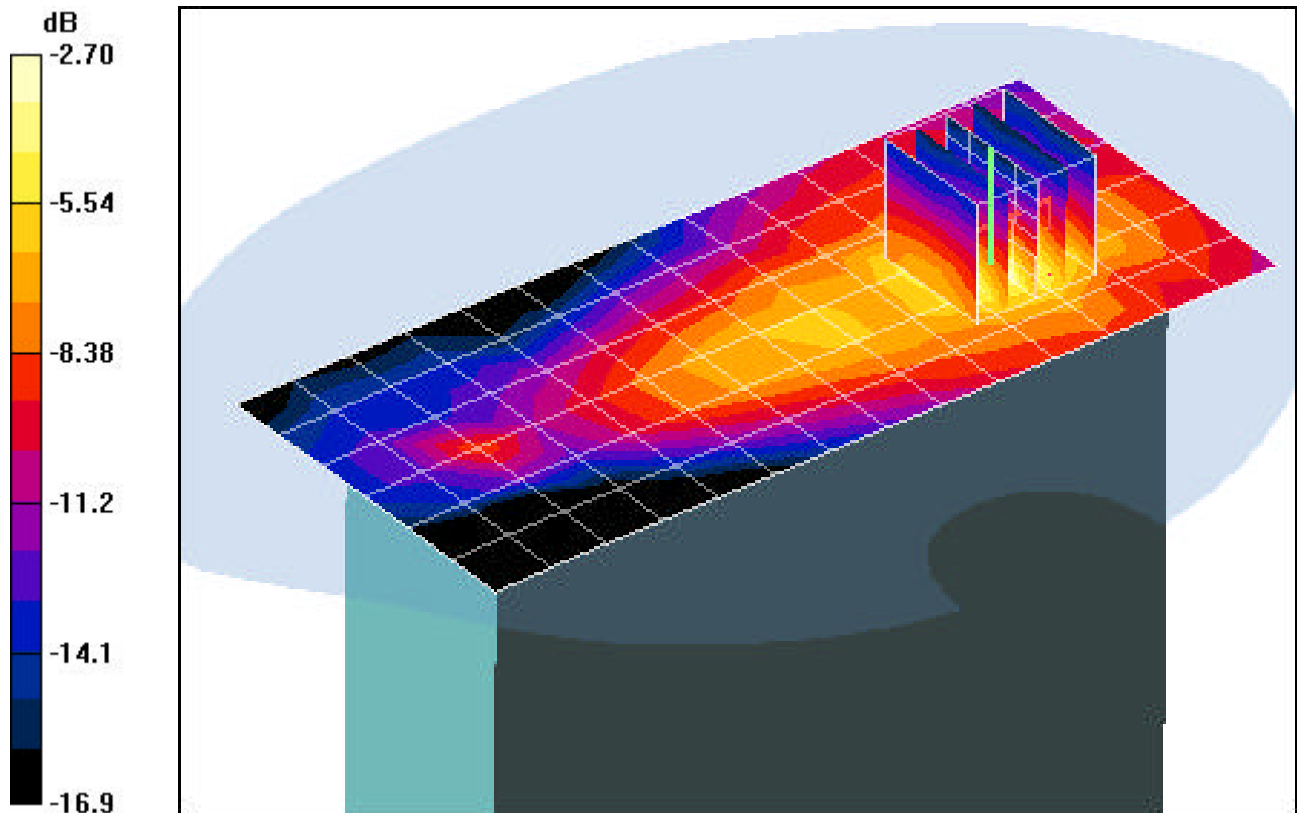
Area Scan (7x15x1): Measurement grid: dx=15mm, dy=15mm

Zoom Scan (5x5x7)/Cube 0: Measurement grid: dx=8mm, dy=8mm, dz=5mm

Reference Value = 12.5 V/m

Peak SAR (extrapolated) = 0.344 W/kg

SAR(1 g) = 0.113 mW/g; SAR(10 g) = 0.046 mW/g



0 dB = 0.156mW/g

PCTEST ENGINEERING LABORATORY, INC.

DUT: CF-U1; Type: Tablet PC with 802.11abgn, Bluetooth, 850/1900 GSM-GPRS/WCDMA, Cellular/PCS CDMA and EVDO; SN: 8HKS A01176

Communication System: Cellular CDMA; Frequency: 836.52 MHz; Duty Cycle: 1:1
Medium: 835 Muscle ($\sigma = 0.96$ mho/m, $\epsilon_r = 53.42$, $\rho = 1000$ kg/m³)
Phantom section: Flat Section; Space: 0.0 cm

Test Date: 02-10-2009; Ambient Temp: 23.9°C; Tissue Temp: 22.7°C

Probe: EX3DV4 - SN3561; ConvF(8.13, 8.13, 8.13); Calibrated: 8/26/2008

Sensor-Surface: 3mm (Mechanical Surface Detection)

Electronics: DAE4 Sn649; Calibrated: 1/21/2009

Phantom: SAM Main; Type: SAM 4.0; Serial: TP-1114

Measurement SW: DASY4, V4.7 Build 71; Postprocessing SW: SEMCAD, V1.8 Build 172

Mode: Cellular EVDO Rev.0, Body SAR, Tablet Position, Right Side, Mid Ch, FTAP

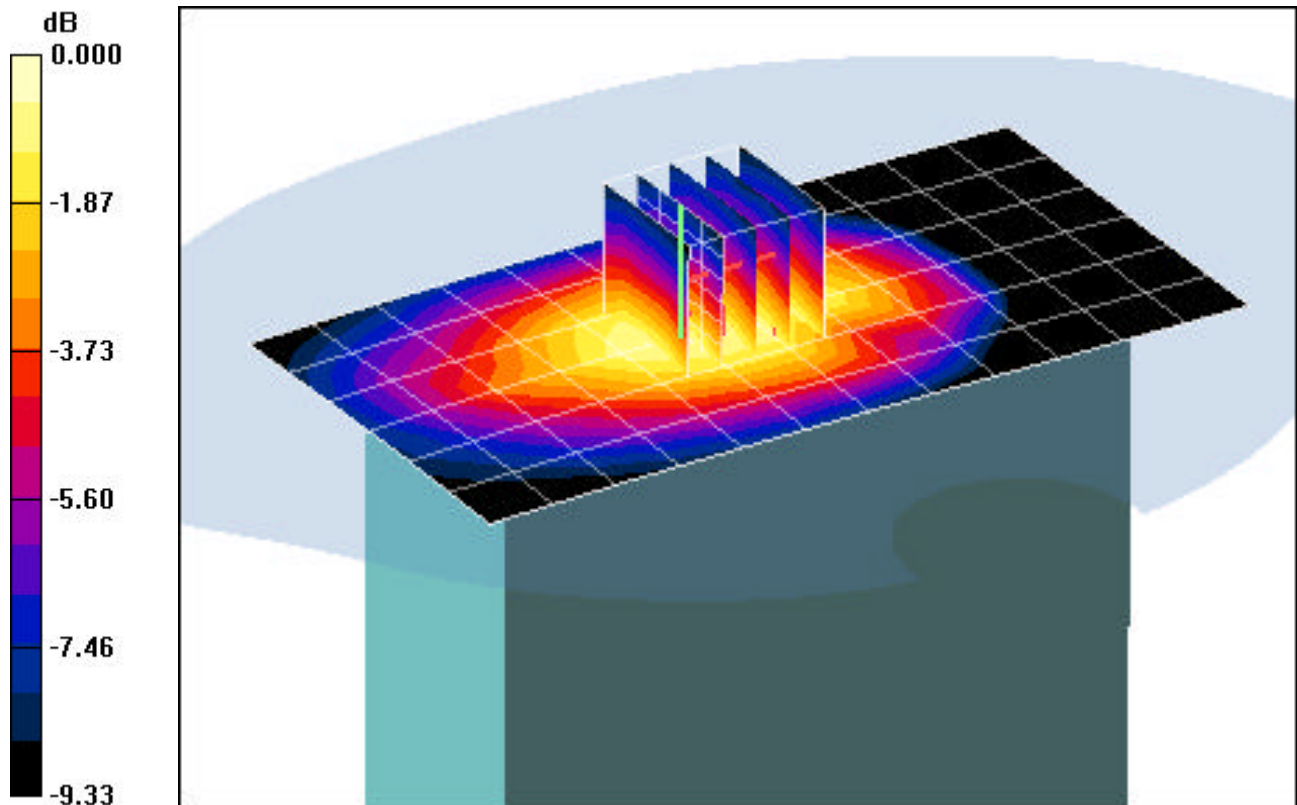
Area Scan (7x13x1): Measurement grid: dx=15mm, dy=15mm

Zoom Scan (5x5x7)/Cube 0: Measurement grid: dx=8mm, dy=8mm, dz=5mm

Reference Value = 11.6 V/m

Peak SAR (extrapolated) = 0.172 W/kg

SAR(1 g) = 0.125 mW/g; SAR(10 g) = 0.088 mW/g



0 dB = 0.142mW/g

PCTEST ENGINEERING LABORATORY, INC.

DUT: CF-U1; Type: Tablet PC with 802.11abgn, Bluetooth, 850/1900 GSM-GPRS/WCDMA, Cellular/PCS CDMA and EVDO; SN: 8HKSA01176

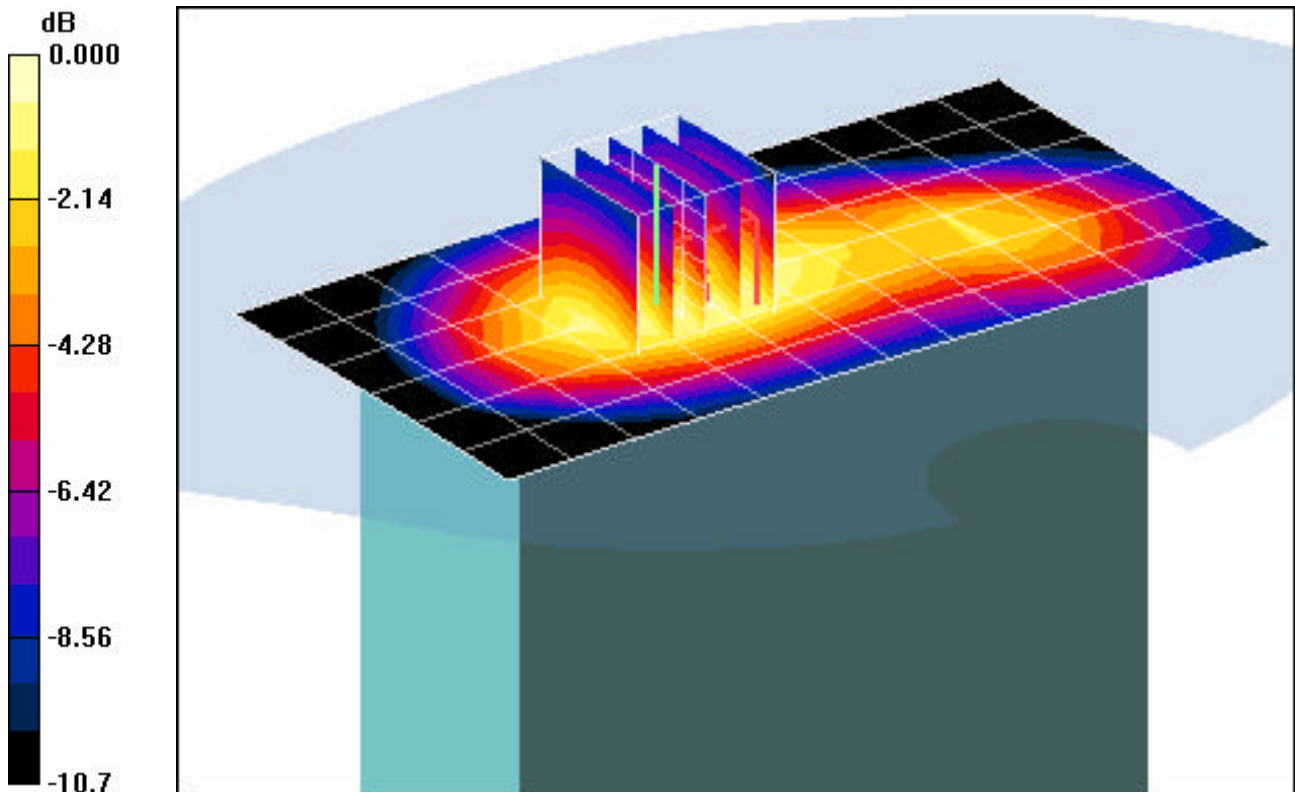
Communication System: Cellular CDMA; Frequency: 836.52 MHz; Duty Cycle: 1:1
Medium: 835 Muscle ($\sigma = 0.96$ mho/m, $\epsilon_r = 53.42$, $\rho = 1000$ kg/m³)
Phantom section: Flat Section; Space: 0.0 cm

Test Date: 02-10-2009; Ambient Temp: 23.9°C; Tissue Temp: 22.7°C

Probe: EX3DV4 - SN3561; ConvF(8.13, 8.13, 8.13); Calibrated: 8/26/2008
Sensor-Surface: 3mm (Mechanical Surface Detection)
Electronics: DAE4 Sn649; Calibrated: 1/21/2009
Phantom: SAM Main; Type: SAM 4.0; Serial: TP-1114
Measurement SW: DASY4, V4.7 Build 71; Postprocessing SW: SEMCAD, V1.8 Build 172

Mode: Cellular EVDO Rev.0, Body SAR, Tablet Position, Left Side, Mid Ch, FTAP

Area Scan (7x13x1): Measurement grid: dx=15mm, dy=15mm
Zoom Scan (5x5x7)/Cube 0: Measurement grid: dx=8mm, dy=8mm, dz=5mm
Reference Value = 19.1 V/m
Peak SAR (extrapolated) = 0.435 W/kg
SAR(1 g) = 0.310 mW/g; SAR(10 g) = 0.219 mW/g



0 dB = 0.346mW/g

PCTEST ENGINEERING LABORATORY, INC.

DUT: CF-U1; Type: Tablet PC with 802.11abgn, Bluetooth, 850/1900 GSM-GPRS/WCDMA, Cellular/PCS CDMA and EVDO; SN: 8HKS A01176

Communication System: Cellular CDMA; Frequency: 836.52 MHz; Duty Cycle: 1:1
Medium: 835 Muscle ($\sigma = 0.96$ mho/m, $\epsilon_r = 53.42$, $\rho = 1000$ kg/m³)
Phantom section: Flat Section; Space: 0.0 cm

Test Date: 02-10-2009; Ambient Temp: 23.9°C; Tissue Temp: 22.7°C

Probe: EX3DV4 - SN3561; ConvF(8.13, 8.13, 8.13); Calibrated: 8/26/2008

Sensor-Surface: 3mm (Mechanical Surface Detection)

Electronics: DAE4 Sn649; Calibrated: 1/21/2009

Phantom: SAM Main; Type: SAM 4.0; Serial: TP-1114

Measurement SW: DASY4, V4.7 Build 71; Postprocessing SW: SEMCAD, V1.8 Build 172

Mode: Cellular EVDO Rev.A, Body SAR, Laptop Position, Mid Ch, RETAP

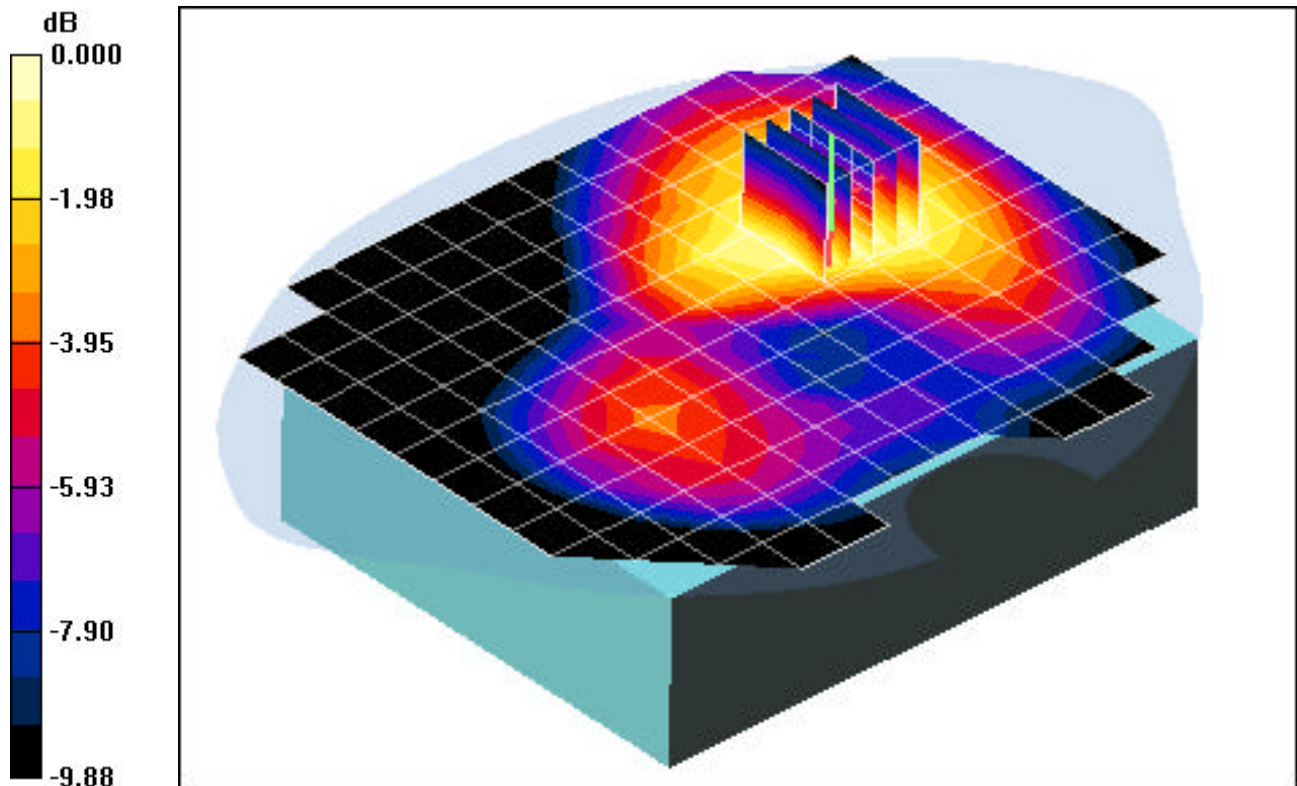
Area Scan (13x15x1): Measurement grid: dx=15mm, dy=15mm

Zoom Scan (5x5x7)/Cube 0: Measurement grid: dx=8mm, dy=8mm, dz=5mm

Reference Value = 17.8 V/m

Peak SAR (extrapolated) = 0.376 W/kg

SAR(1 g) = 0.268 mW/g; SAR(10 g) = 0.186 mW/g



0 dB = 0.306mW/g

PCTEST ENGINEERING LABORATORY, INC.

DUT: CF-U1; Type: Tablet PC with 802.11abgn, Bluetooth, 850/1900 GSM-GPRS/WCDMA, Cellular/PCS CDMA and EVDO; SN: 8HKS A01176

Communication System: Cellular CDMA; Frequency: 836.52 MHz; Duty Cycle: 1:1
Medium: 835 Muscle ($\sigma = 0.96$ mho/m, $\epsilon_r = 53.42$, $\rho = 1000$ kg/m³)
Phantom section: Flat Section; Space: 0.0 cm

Test Date: 02-10-2009; Ambient Temp: 23.9°C; Tissue Temp: 22.7°C

Probe: EX3DV4 - SN3561; ConvF(8.13, 8.13, 8.13); Calibrated: 8/26/2008
Sensor-Surface: 3mm (Mechanical Surface Detection)
Electronics: DAE4 Sn649; Calibrated: 1/21/2009
Phantom: SAM Main; Type: SAM 4.0; Serial: TP-1114

Measurement SW: DASY4, V4.7 Build 71; Postprocessing SW: SEMCAD, V1.8 Build 172

Mode: Cellular EVDO Rev.A, Body SAR, Tablet Position, Bottom Side, Mid Ch, RETAP

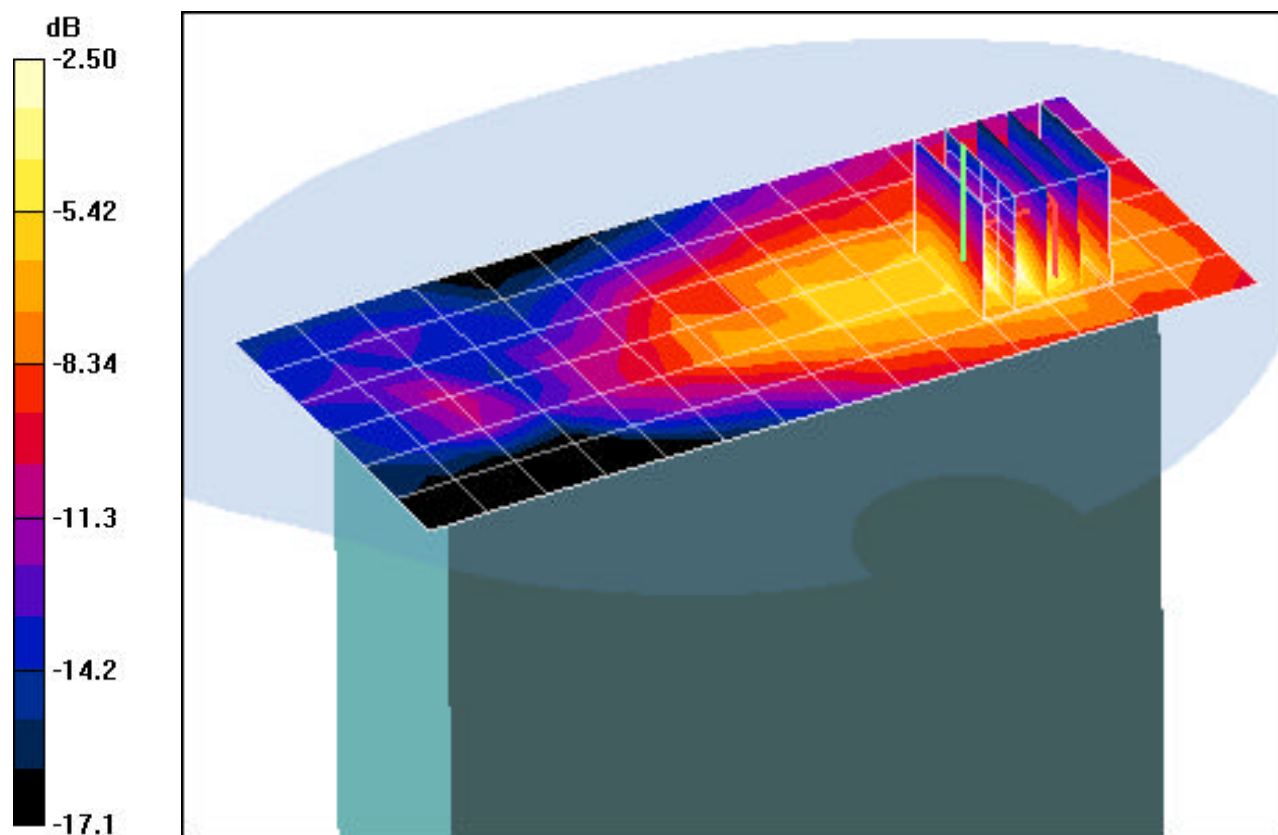
Area Scan (7x15x1): Measurement grid: dx=15mm, dy=15mm

Zoom Scan (5x5x7)/Cube 0: Measurement grid: dx=8mm, dy=8mm, dz=5mm

Reference Value = 9.41 V/m

Peak SAR (extrapolated) = 0.303 W/kg

SAR(1 g) = 0.103 mW/g; SAR(10 g) = 0.043 mW/g



0 dB = 0.135mW/g

PCTEST ENGINEERING LABORATORY, INC.

DUT: CF-U1; Type: Tablet PC with 802.11abgn, Bluetooth, 850/1900 GSM-GPRS/WCDMA, CDMA and EVDO; Cellular/PCS CDMA and EVDO; SN: 8HKS A01176

Communication System: Cellular CDMA; Frequency: 836.52 MHz; Duty Cycle: 1:1
Medium: 835 Muscle ($\sigma = 0.96$ mho/m, $\epsilon_r = 53.42$, $\rho = 1000$ kg/m³)
Phantom section: Flat Section; Space: 0.0 cm

Test Date: 02-10-2009; Ambient Temp: 23.9°C; Tissue Temp: 22.7°C

Probe: EX3DV4 - SN3561; ConvF(8.13, 8.13, 8.13); Calibrated: 8/26/2008

Sensor-Surface: 3mm (Mechanical Surface Detection)

Electronics: DAE4 Sn649; Calibrated: 1/21/2009

Phantom: SAM Main; Type: SAM 4.0; Serial: TP-1114

Measurement SW: DASY4, V4.7 Build 71; Postprocessing SW: SEMCAD, V1.8 Build 172

Mode: Cellular EVDO Rev.A, Body SAR, Tablet Position, Right Side, Mid Ch, FETAP

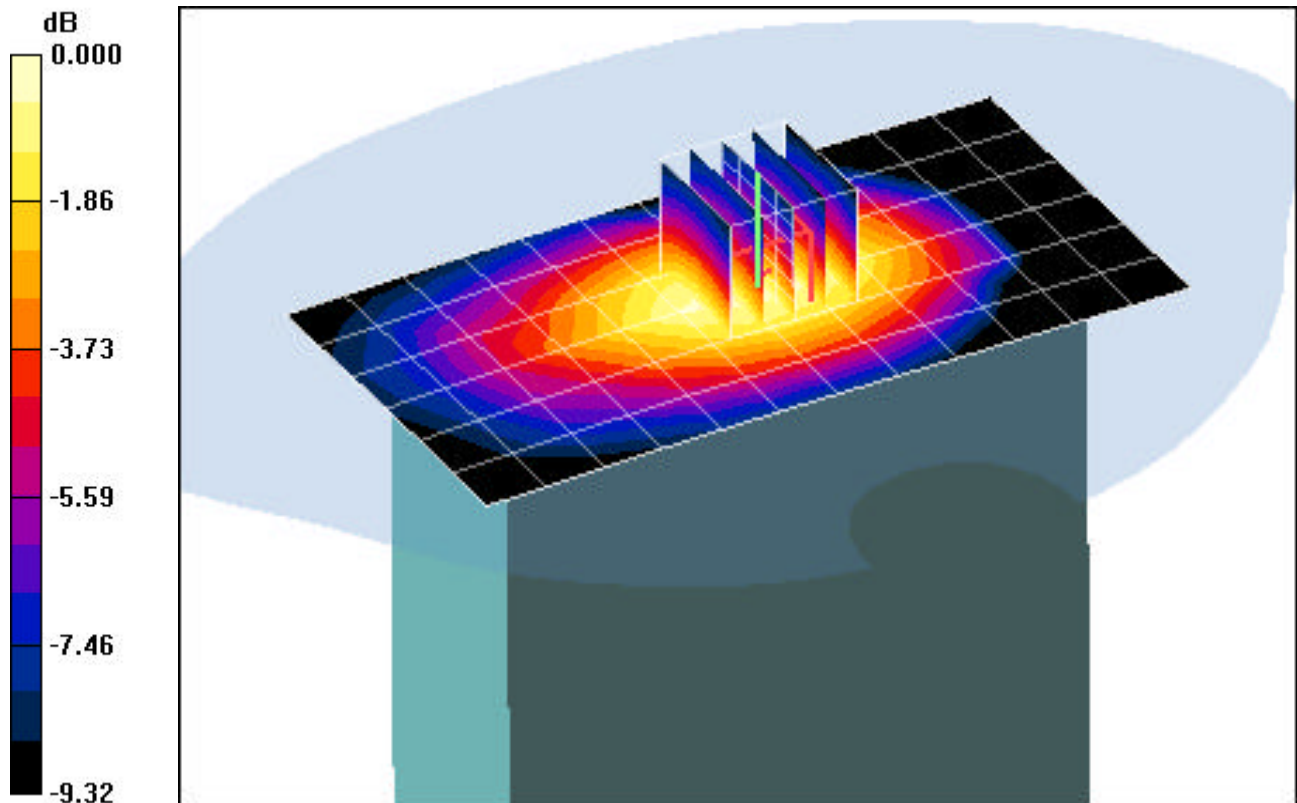
Area Scan (7x13x1): Measurement grid: dx=15mm, dy=15mm

Zoom Scan (5x5x7)/Cube 0: Measurement grid: dx=8mm, dy=8mm, dz=5mm

Reference Value = 12.6 V/m

Peak SAR (extrapolated) = 0.189 W/kg

SAR(1 g) = 0.138 mW/g; SAR(10 g) = 0.096 mW/g



0 dB = 0.158mW/g

PCTEST ENGINEERING LABORATORY, INC.

DUT: CF-U1; Type: Tablet PC with 802.11abgn, Bluetooth, 850/1900 GSM-GPRS/WCDMA, Cellular/PCS CDMA and EVDO; SN: 8HKS A01176

Communication System: Cellular CDMA; Frequency: 836.52 MHz; Duty Cycle: 1:1
Medium: 835 Muscle ($\sigma = 0.96$ mho/m, $\epsilon_r = 53.42$, $\rho = 1000$ kg/m³)
Phantom section: Flat Section; Space: 0.0 cm

Test Date: 02-10-2009; Ambient Temp: 23.9°C; Tissue Temp: 22.7°C

Probe: EX3DV4 - SN3561; ConvF(8.13, 8.13, 8.13); Calibrated: 8/26/2008

Sensor-Surface: 3mm (Mechanical Surface Detection)

Electronics: DAE4 Sn649; Calibrated: 1/21/2009

Phantom: SAM Main; Type: SAM 4.0; Serial: TP-1114

Measurement SW: DASY4, V4.7 Build 71; Postprocessing SW: SEMCAD, V1.8 Build 172

Mode: Cellular EVDO Rev.A, Body SAR, Tablet Position, Left Side, Mid Ch, RETAP

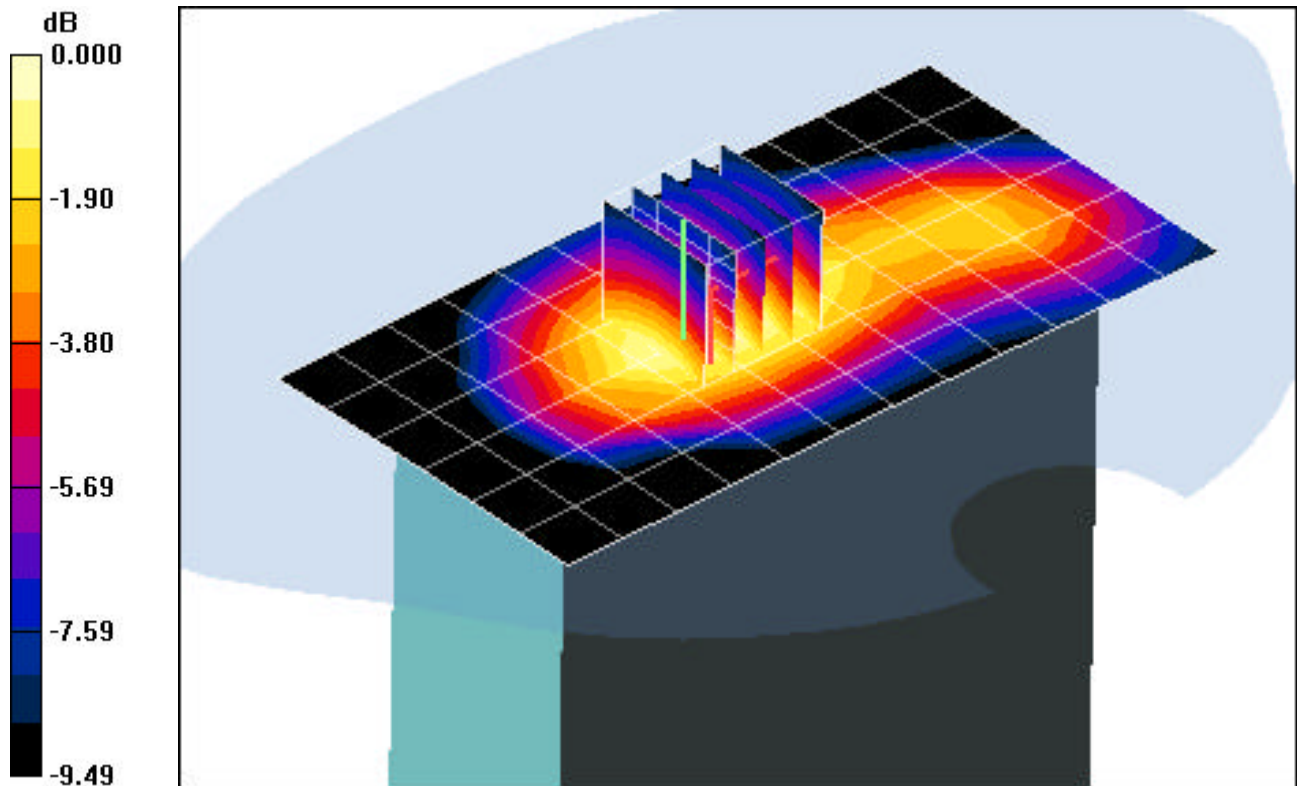
Area Scan (7x13x1): Measurement grid: dx=15mm, dy=15mm

Zoom Scan (5x5x7)/Cube 0: Measurement grid: dx=8mm, dy=8mm, dz=5mm

Reference Value = 19.5 V/m

Peak SAR (extrapolated) = 0.424 W/kg

SAR(1 g) = 0.315 mW/g; SAR(10 g) = 0.223 mW/g



0 dB = 0.350mW/g

PCTEST ENGINEERING LABORATORY, INC.

DUT: CF-U1; Type: Tablet PC with 802.11abgn, Bluetooth, 850/1900 GSM-GPRS/WCDMA, Cellular/PCS CDMA and EVDO; SN: 8HKS A01176

Communication System: PCS CDMA; Frequency: 1880 MHz; Duty Cycle: 1:1
Medium: 1900 Muscle ($\sigma = 1.53$ mho/m, $\epsilon_r = 53.44$, $\rho = 1000$ kg/m³)
Phantom section: Flat Section; Space: 0.0 cm

Test Date: 02-20-2009; Ambient Temp: 23.7°C; Tissue Temp: 22.4°C

Probe: EX3DV4 - SN3561; ConvF(6.7, 6.7, 6.7); Calibrated: 8/26/2008
Sensor-Surface: 3mm (Mechanical Surface Detection)
Electronics: DAE4 Sn649; Calibrated: 1/21/2009
Phantom: SAM Main; Type: SAM 4.0; Serial: TP-1114

Measurement SW: DASY4, V4.7 Build 71; Postprocessing SW: SEMCAD, V1.8 Build 172

Mode: PCS EVDO Rev.0, Body SAR, Laptop Position, Mid Ch, FTAP

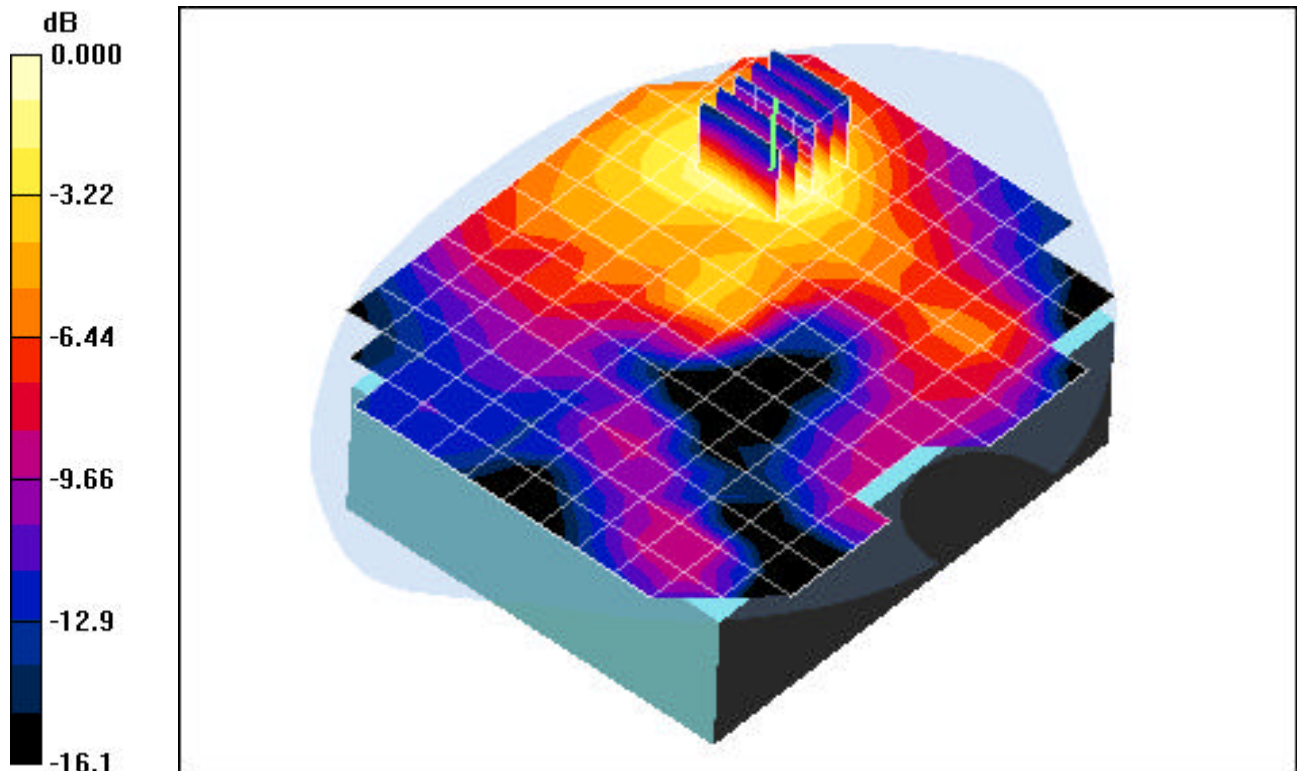
Area Scan (13x15x1): Measurement grid: dx=15mm, dy=15mm

Zoom Scan (5x5x7)/Cube 0: Measurement grid: dx=8mm, dy=8mm, dz=5mm

Reference Value = 10.6 V/m

Peak SAR (extrapolated) = 0.236 W/kg

SAR(1 g) = 0.146 mW/g; SAR(10 g) = 0.088 mW/g



0 dB = 0.172mW/g

PCTEST ENGINEERING LABORATORY, INC.

DUT: CF-U1; Type: Tablet PC with 802.11abgn, Bluetooth, 850/1900 GSM-GPRS/WCDMA, Cellular/PCS CDMA and EVDO; SN: 8HKS A01176

Communication System: PCS CDMA; Frequency: 1880 MHz; Duty Cycle: 1:1
Medium: 1900 Muscle ($\sigma = 1.53$ mho/m, $\epsilon_r = 53.44$, $\rho = 1000$ kg/m³)
Phantom section: Flat Section; Space: 0.0 cm

Test Date: 02-20-2009; Ambient Temp: 23.7°C; Tissue Temp: 22.4°C

Probe: EX3DV4 - SN3561; ConvF(6.7, 6.7, 6.7); Calibrated: 8/26/2008
Sensor-Surface: 3mm (Mechanical Surface Detection)
Electronics: DAE4 Sn649; Calibrated: 1/21/2009
Phantom: SAM Main; Type: SAM 4.0; Serial: TP-1114

Measurement SW: DASY4, V4.7 Build 71; Postprocessing SW: SEMCAD, V1.8 Build 172

Mode: PCS EVDO Rev.0, Body SAR, Tablet Position, Bottom Side, Mid Ch, FTAP

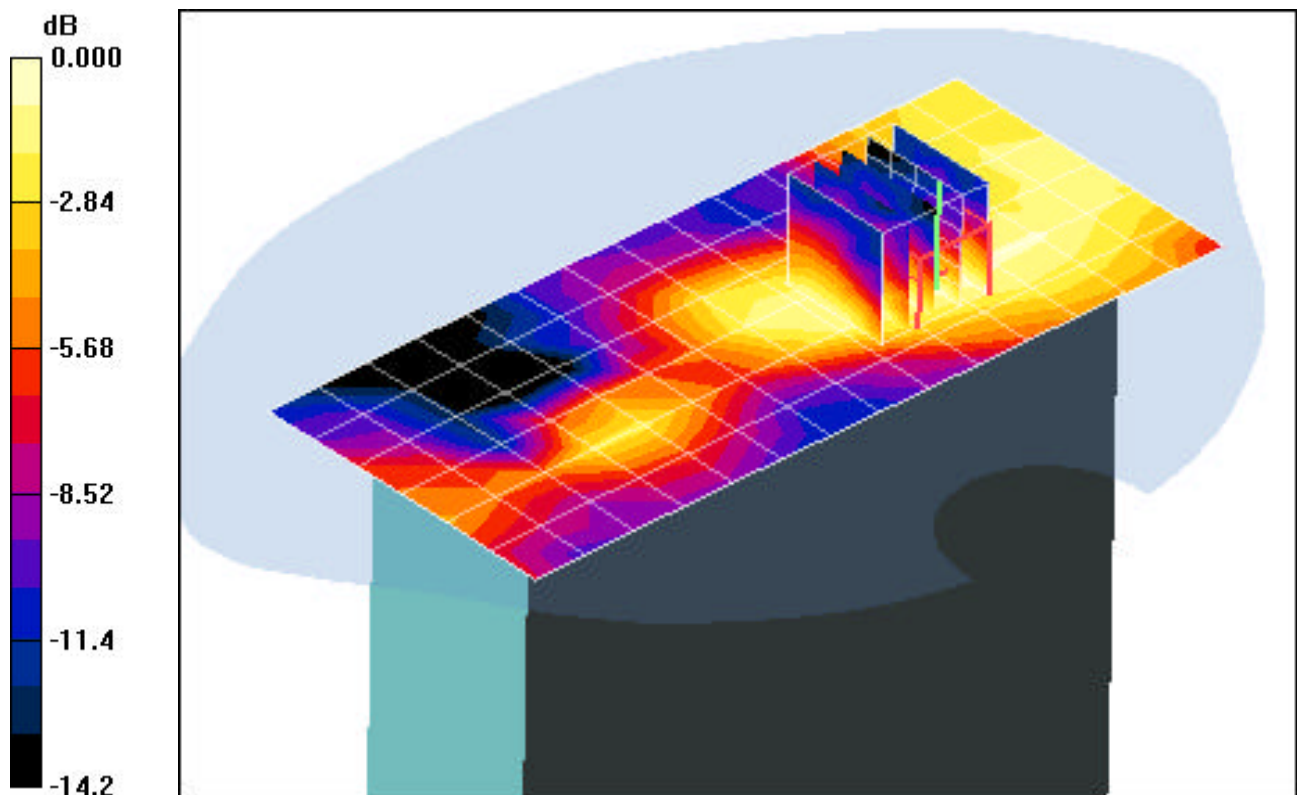
Area Scan (7x15x1): Measurement grid: dx=15mm, dy=15mm

Zoom Scan (5x5x7)/Cube 0: Measurement grid: dx=8mm, dy=8mm, dz=5mm

Reference Value = 3.65 V/m

Peak SAR (extrapolated) = 0.047 W/kg

SAR(1 g) = 0.027 mW/g; SAR(10 g) = 0.016 mW/g



0 dB = 0.033mW/g

PCTEST ENGINEERING LABORATORY, INC.

DUT: CF-U1; Type: Tablet PC with 802.11abgn, Bluetooth, 850/1900 GSM-GPRS/WCDMA, Cellular/PCS CDMA and EVDO; SN: 8HKSA01176

Communication System: PCS CDMA; Frequency: 1880 MHz; Duty Cycle: 1:1
Medium: 1900 Muscle ($\sigma = 1.53$ mho/m, $\epsilon_r = 53.44$, $\rho = 1000$ kg/m³)
Phantom section: Flat Section; Space: 0.0 cm

Test Date: 02-20-2009; Ambient Temp: 23.7°C; Tissue Temp: 22.4°C

Probe: EX3DV4 - SN3561; ConvF(6.7, 6.7, 6.7); Calibrated: 8/26/2008

Sensor-Surface: 3mm (Mechanical Surface Detection)

Electronics: DAE4 Sn649; Calibrated: 1/21/2009

Phantom: SAM Main; Type: SAM 4.0; Serial: TP-1114

Measurement SW: DASY4, V4.7 Build 71; Postprocessing SW: SEMCAD, V1.8 Build 172

Mode: PCS EVDO Rev.0, Body SAR, Tablet Position, Right Side, Mid Ch, RTAP

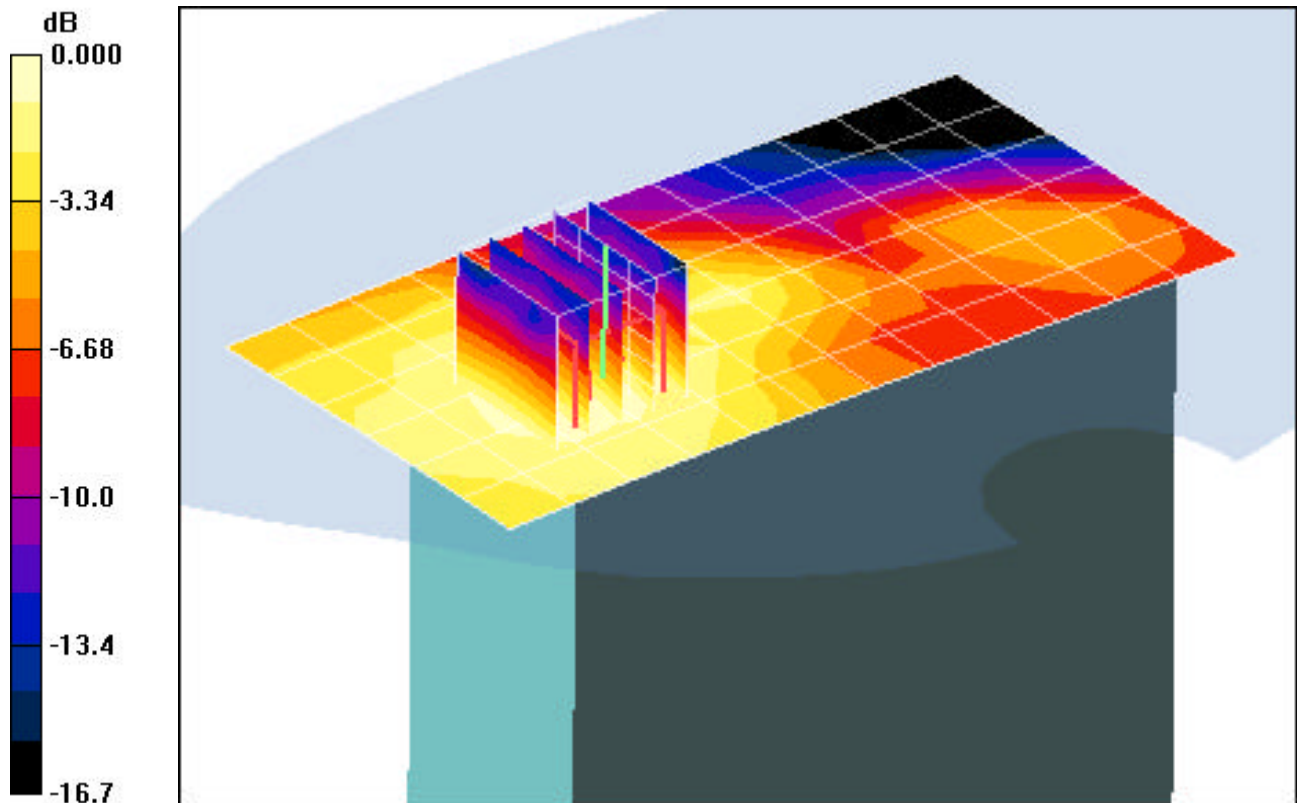
Area Scan (7x13x1): Measurement grid: dx=15mm, dy=15mm

Zoom Scan (5x5x7)/Cube 0: Measurement grid: dx=8mm, dy=8mm, dz=5mm

Reference Value = 3.86 V/m

Peak SAR (extrapolated) = 0.134 W/kg

SAR(1 g) = 0.061 mW/g; SAR(10 g) = 0.039 mW/g



0 dB = 0.073mW/g

PCTEST ENGINEERING LABORATORY, INC.

DUT: CF-U1; Type: Tablet PC with 802.11abgn, Bluetooth, 850/1900 GSM-GPRS/WCDMA, Cellular/PCS CDMA and EVDO; Cellular/PCS CDMA and EVDO; SN: 8HKSA01176

Communication System: PCS CDMA; Frequency: 1880 MHz; Duty Cycle: 1:1
Medium: 1900 Muscle ($\sigma = 1.53$ mho/m, $\epsilon_r = 53.44$, $\rho = 1000$ kg/m³)
Phantom section: Flat Section; Space: 0.0 cm

Test Date: 02-20-2009; Ambient Temp: 23.7°C; Tissue Temp: 22.4°C

Probe: EX3DV4 - SN3561; ConvF(6.7, 6.7, 6.7); Calibrated: 8/26/2008
Sensor-Surface: 3mm (Mechanical Surface Detection)
Electronics: DAE4 Sn649; Calibrated: 1/21/2009
Phantom: SAM Main; Type: SAM 4.0; Serial: TP-1114

Measurement SW: DASY4, V4.7 Build 71; Postprocessing SW: SEMCAD, V1.8 Build 172

Mode: PCS EVDO Rev.0, Body SAR, Tablet Position, Left Side, Mid Ch, FTAP

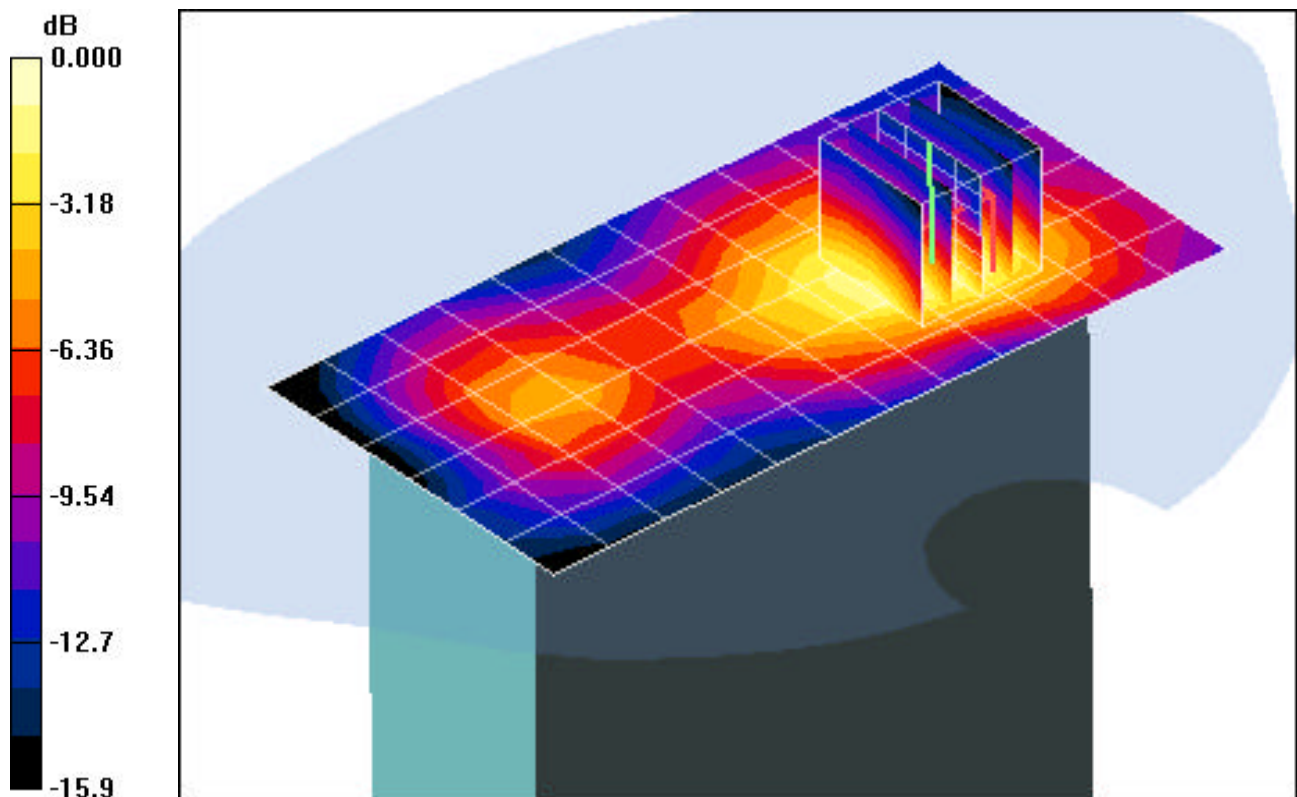
Area Scan (7x13x1): Measurement grid: dx=15mm, dy=15mm

Zoom Scan (5x5x7)/Cube 0: Measurement grid: dx=8mm, dy=8mm, dz=5mm

Reference Value = 12.2 V/m

Peak SAR (extrapolated) = 0.346 W/kg

SAR(1 g) = 0.206 mW/g; SAR(10 g) = 0.120 mW/g



0 dB = 0.252mW/g

PCTEST ENGINEERING LABORATORY, INC.

DUT: CF-U1; Type: Tablet PC with 802.11abgn, Bluetooth, 850/1900 GSM-GPRS/WCDMA, Cellular/PCS CDMA and EVDO; SN: 8HKS A01176

Communication System: PCS CDMA; Frequency: 1880 MHz; Duty Cycle: 1:1

Medium: 1900 Muscle ($\sigma = 1.53$ mho/m, $\epsilon_r = 53.44$, $\rho = 1000$ kg/m³)

Phantom section: Flat Section; Space: 0.0 cm

Test Date: 02-20-2009; Ambient Temp: 23.7°C; Tissue Temp: 22.4°C

Probe: EX3DV4 - SN3561; ConvF(6.7, 6.7, 6.7); Calibrated: 8/26/2008

Sensor-Surface: 3mm (Mechanical Surface Detection)

Electronics: DAE4 Sn649; Calibrated: 1/21/2009

Phantom: SAM Main; Type: SAM 4.0; Serial: TP-1114

Measurement SW: DASY4, V4.7 Build 71; Postprocessing SW: SEMCAD, V1.8 Build 172

Mode: PCS EVDO Rev.A, Body SAR, Laptop Position, Mid Ch, FETAP

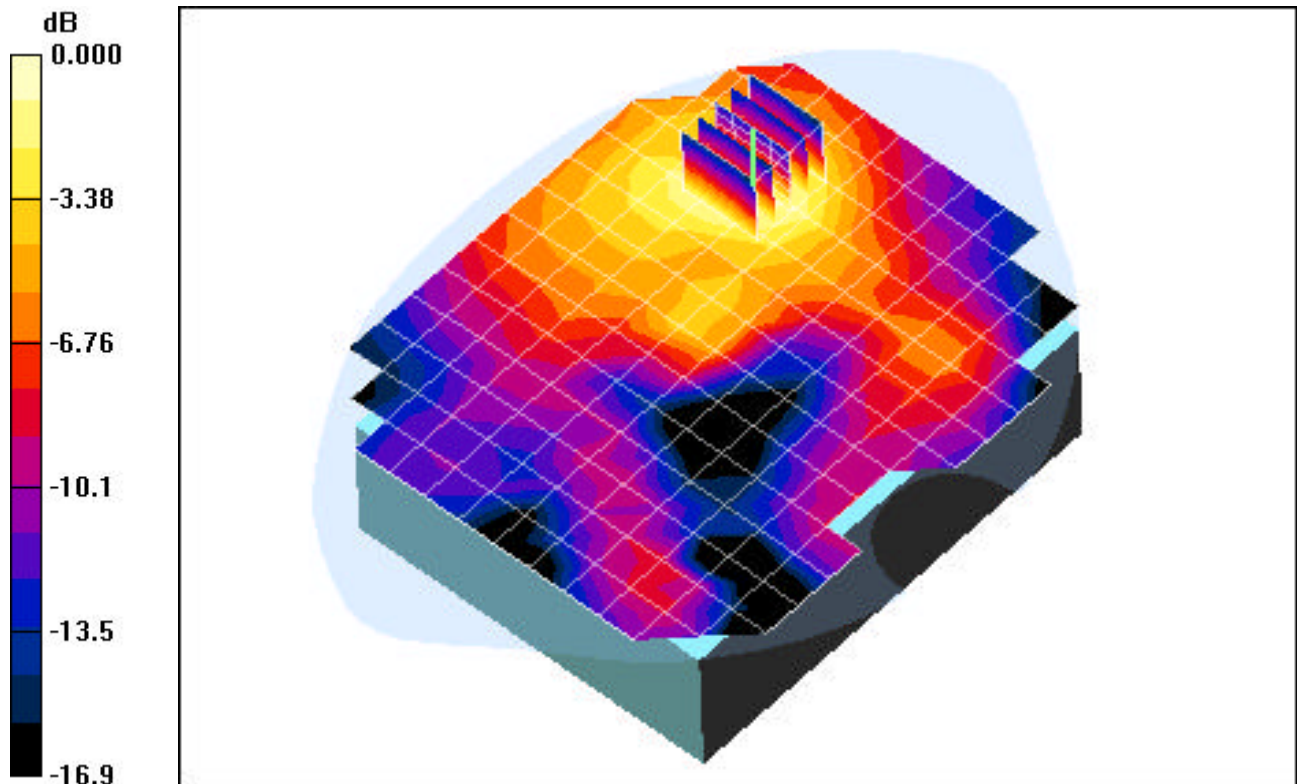
Area Scan (13x15x1): Measurement grid: dx=15mm, dy=15mm

Zoom Scan (5x5x7)/Cube 0: Measurement grid: dx=8mm, dy=8mm, dz=5mm

Reference Value = 10.7 V/m

Peak SAR (extrapolated) = 0.234 W/kg

SAR(1 g) = 0.147 mW/g; SAR(10 g) = 0.088 mW/g



0 dB = 0.177mW/g

PCTEST ENGINEERING LABORATORY, INC.

DUT: CF-U1; Type: Tablet PC with 802.11abgn, Bluetooth, 850/1900 GSM-GPRS/WCDMA, Cellular/PCS CDMA and EVDO; SN: 8HKSA01176

Communication System: PCS CDMA; Frequency: 1880 MHz; Duty Cycle: 1:1
Medium: 1900 Muscle ($\sigma = 1.53$ mho/m, $\epsilon_r = 53.44$, $\rho = 1000$ kg/m³)
Phantom section: Flat Section; Space: 0.0 cm

Test Date: 02-20-2009; Ambient Temp: 23.7°C; Tissue Temp: 22.4°C

Probe: EX3DV4 - SN3561; ConvF(6.7, 6.7, 6.7); Calibrated: 8/26/2008

Sensor-Surface: 3mm (Mechanical Surface Detection)

Electronics: DAE4 Sn649; Calibrated: 1/21/2009

Phantom: SAM Main; Type: SAM 4.0; Serial: TP-1114

Measurement SW: DASY4, V4.7 Build 71; Postprocessing SW: SEMCAD, V1.8 Build 172

Mode: PCS EVDO Rev.A, Body SAR, Tablet Position, Bottom Side, Mid Ch, RETAP

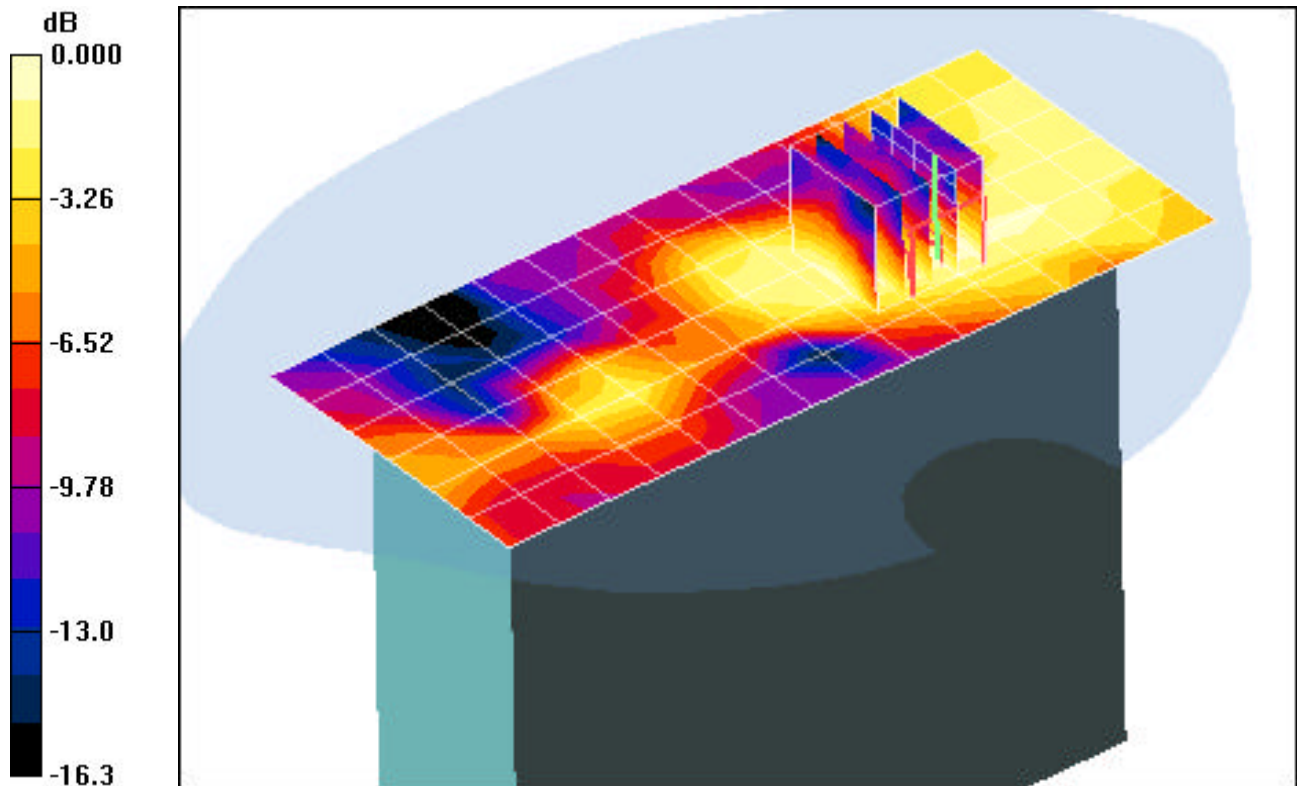
Area Scan (7x15x1): Measurement grid: dx=15mm, dy=15mm

Zoom Scan (5x5x7)/Cube 0: Measurement grid: dx=8mm, dy=8mm, dz=5mm

Reference Value = 3.63 V/m

Peak SAR (extrapolated) = 0.047 W/kg

SAR(1 g) = 0.027 mW/g; SAR(10 g) = 0.016 mW/g



0 dB = 0.032mW/g

PCTEST ENGINEERING LABORATORY, INC.

DUT: CF-U1; Type: Tablet PC with 802.11abgn, Bluetooth, 850/1900 GSM-GPRS/WCDMA, Cellular/PCS CDMA and EVDO; SN: 8HKS A01176

Communication System: PCS CDMA; Frequency: 1880 MHz; Duty Cycle: 1:1
Medium: 1900 Muscle ($\sigma = 1.53$ mho/m, $\epsilon_r = 53.44$, $\rho = 1000$ kg/m³)
Phantom section: Flat Section; Space: 0.0 cm

Test Date: 02-20-2009; Ambient Temp: 23.7°C; Tissue Temp: 22.4°C

Probe: EX3DV4 - SN3561; ConvF(6.7, 6.7, 6.7); Calibrated: 8/26/2008
Sensor-Surface: 3mm (Mechanical Surface Detection)
Electronics: DAE4 Sn649; Calibrated: 1/21/2009
Phantom: SAM Main; Type: SAM 4.0; Serial: TP-1114

Measurement SW: DASY4, V4.7 Build 71; Postprocessing SW: SEMCAD, V1.8 Build 172

Mode: PCS EVDO Rev.A, Body SAR, Tablet Position, Right Side, Mid Ch, RETAP

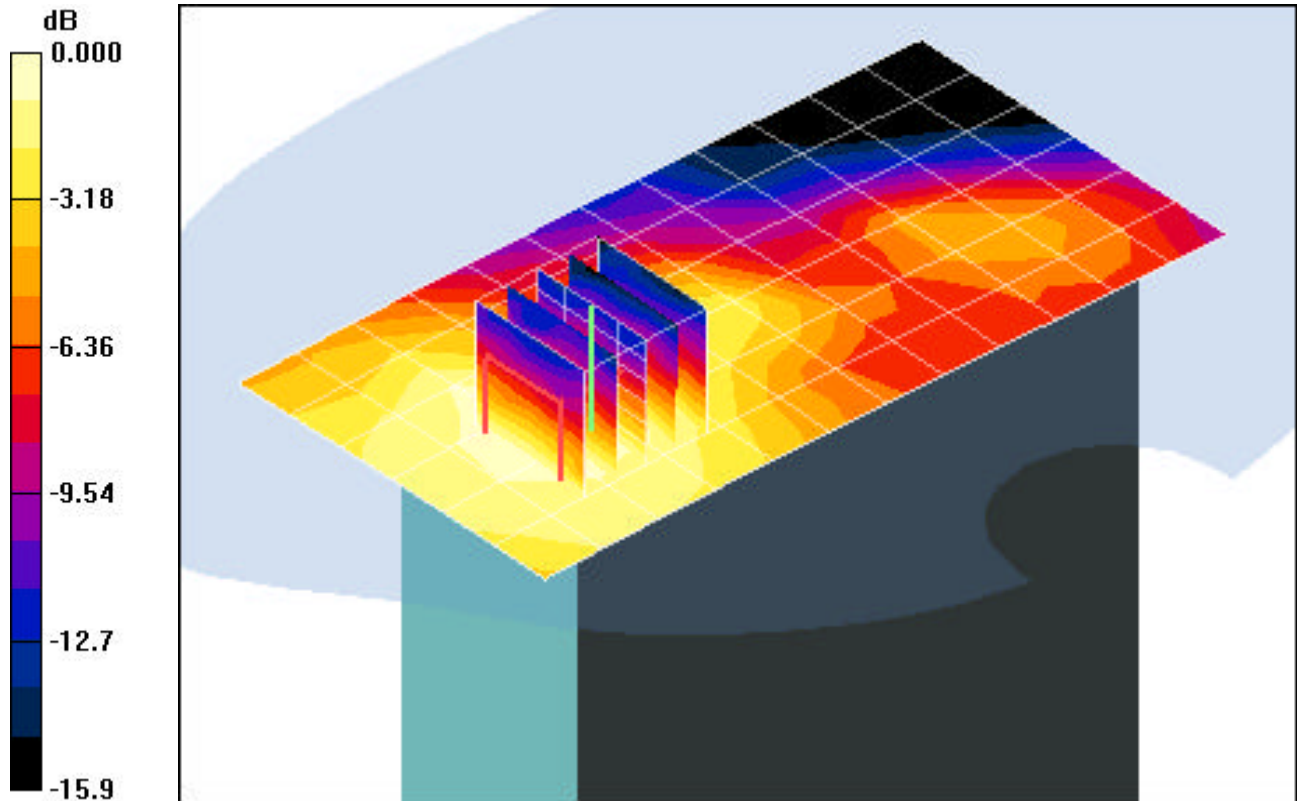
Area Scan (7x13x1): Measurement grid: dx=15mm, dy=15mm

Zoom Scan (5x5x7)/Cube 0: Measurement grid: dx=8mm, dy=8mm, dz=5mm

Reference Value = 5.16 V/m

Peak SAR (extrapolated) = 0.132 W/kg

SAR(1 g) = 0.058 mW/g; SAR(10 g) = 0.035 mW/g



0 dB = 0.071mW/g

PCTEST ENGINEERING LABORATORY, INC.

DUT: CF-U1; Type: Tablet PC with 802.11abgn, Bluetooth, 850/1900 GSM-GPRS/WCDMA, Cellular/PCS CDMA and EVDO; Cellular/PCS CDMA and EVDO; SN: 8HKSA01176

Communication System: PCS CDMA; Frequency: 1880 MHz; Duty Cycle: 1:1
Medium: 1900 Muscle ($\sigma = 1.53$ mho/m, $\epsilon_r = 53.44$, $\rho = 1000$ kg/m³)
Phantom section: Flat Section; Space: 0.0 cm

Test Date: 02-20-2009; Ambient Temp: 23.7°C; Tissue Temp: 22.4°C

Probe: EX3DV4 - SN3561; ConvF(6.7, 6.7, 6.7); Calibrated: 8/26/2008

Sensor-Surface: 3mm (Mechanical Surface Detection)

Electronics: DAE4 Sn649; Calibrated: 1/21/2009

Phantom: SAM Main; Type: SAM 4.0; Serial: TP-1114

Measurement SW: DASY4, V4.7 Build 71; Postprocessing SW: SEMCAD, V1.8 Build 172

Mode: PCS EVDO Rev.A, Body SAR, Tablet Position, Left Side, Mid Ch, RETAP

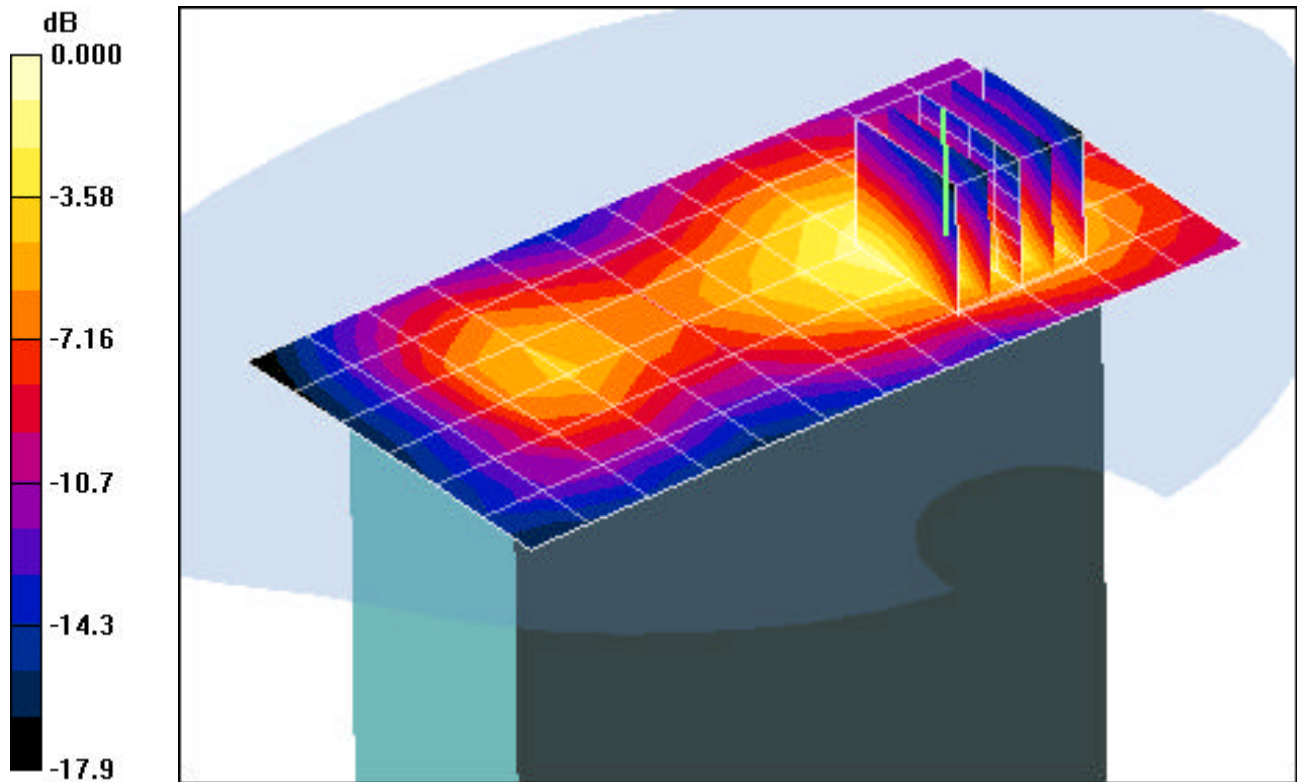
Area Scan (7x13x1): Measurement grid: dx=15mm, dy=15mm

Zoom Scan (5x5x7)/Cube 0: Measurement grid: dx=8mm, dy=8mm, dz=5mm

Reference Value = 12.0 V/m

Peak SAR (extrapolated) = 0.352 W/kg

SAR(1 g) = 0.207 mW/g; SAR(10 g) = 0.117 mW/g



0 dB = 0.253mW/g

PCTEST ENGINEERING LABORATORY, INC.

DUT: CF-U1; Type: Tablet PC with 802.11abgn, Bluetooth, GSM and WCDMA; SN: SAR 1

Communication System: Bluetooth; Frequency: 2441 MHz; Duty Cycle: 1:1

Medium: 2450 Muscle ($\sigma = 1.93$ mho/m, $\epsilon_r = 51.84$, $\rho = 1000$ kg/m³)

Phantom section: Flat Section; Space: 0.0 cm

Test Date: 08-11-2008; Ambient Temp: 23.9°C; Tissue Temp: 22.6°C

Probe: EX3DV4 - SN3561; ConvF(6.15, 6.15, 6.15); Calibrated: 8/30/2007

Sensor-Surface: 3mm (Mechanical Surface Detection)

Electronics: DAE4 Sn649; Calibrated: 1/30/2008

Phantom: SAM Main; Type: SAM 4.0; Serial: TP-1114

Measurement SW: DASY4, V4.7 Build 71; Postprocessing SW: SEMCAD, V1.8 Build 172

Mode: Bluetooth, Body SAR, Laptop Position, Mid Ch

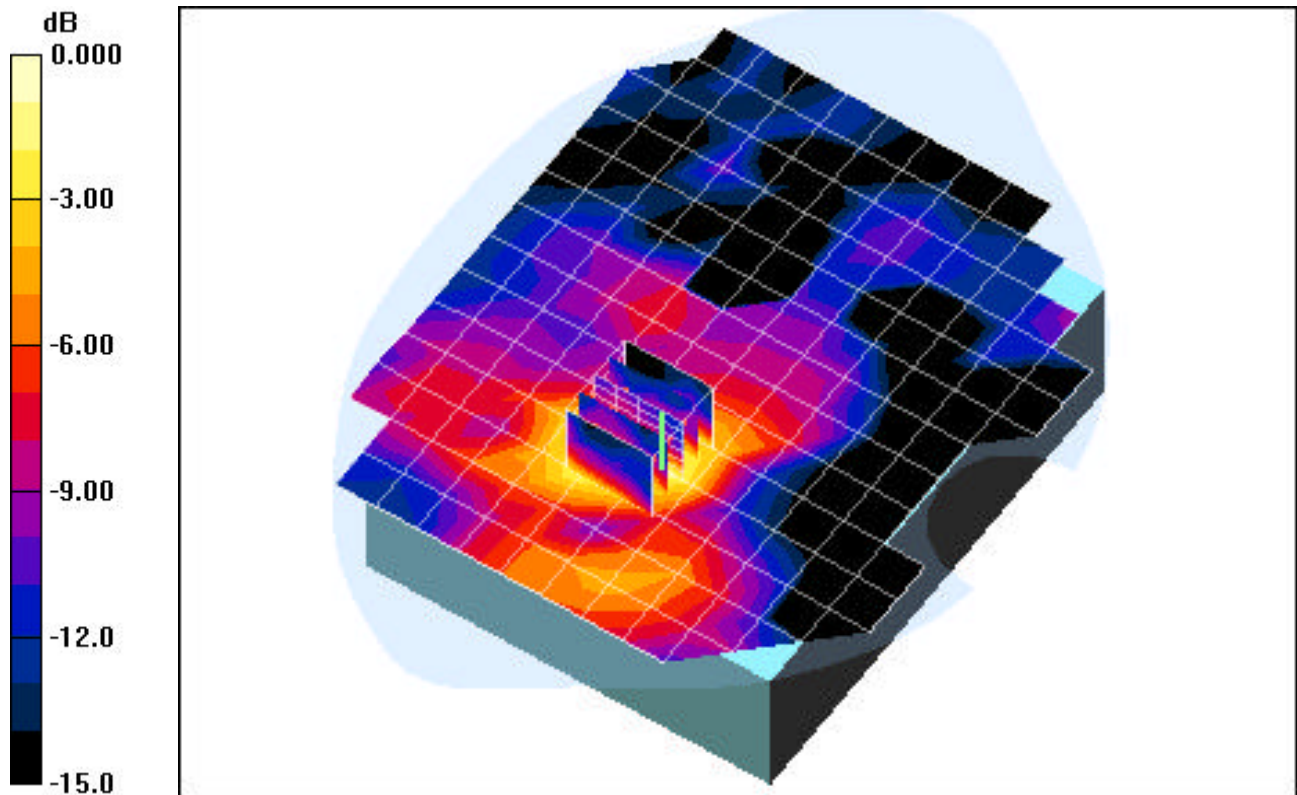
Area Scan (13x15x1): Measurement grid: dx=15mm, dy=15mm

Zoom Scan (5x5x7)/Cube 0: Measurement grid: dx=8mm, dy=8mm, dz=5mm

Reference Value = 1.81 V/m

Peak SAR (extrapolated) = 0.099 W/kg

SAR(1 g) = 0.051 mW/g; SAR(10 g) = 0.028 mW/g



0 dB = 0.063mW/g

PCTEST ENGINEERING LABORATORY, INC.

DUT: CF-U1; Type: Tablet PC with 802.11abgn, Bluetooth, GSM and WCDMA; SN: SAR 1

Communication System: Bluetooth; Frequency: 2441 MHz; Duty Cycle: 1:1

Medium: 2450 Muscle ($\sigma = 1.93$ mho/m, $\epsilon_r = 51.84$, $\rho = 1000$ kg/m³)

Phantom section: Flat Section; Space: 0.0 cm

Test Date: 08-11-2008; Ambient Temp: 23.9°C; Tissue Temp: 22.6°C

Probe: EX3DV4 - SN3561; ConvF(6.15, 6.15, 6.15); Calibrated: 8/30/2007

Sensor-Surface: 3mm (Mechanical Surface Detection)

Electronics: DAE4 Sn649; Calibrated: 1/30/2008

Phantom: SAM Main; Type: SAM 4.0; Serial: TP-1114

Measurement SW: DASY4, V4.7 Build 71; Postprocessing SW: SEMCAD, V1.8 Build 172

Mode: Bluetooth, Body SAR, Tablet Position, Mid Ch

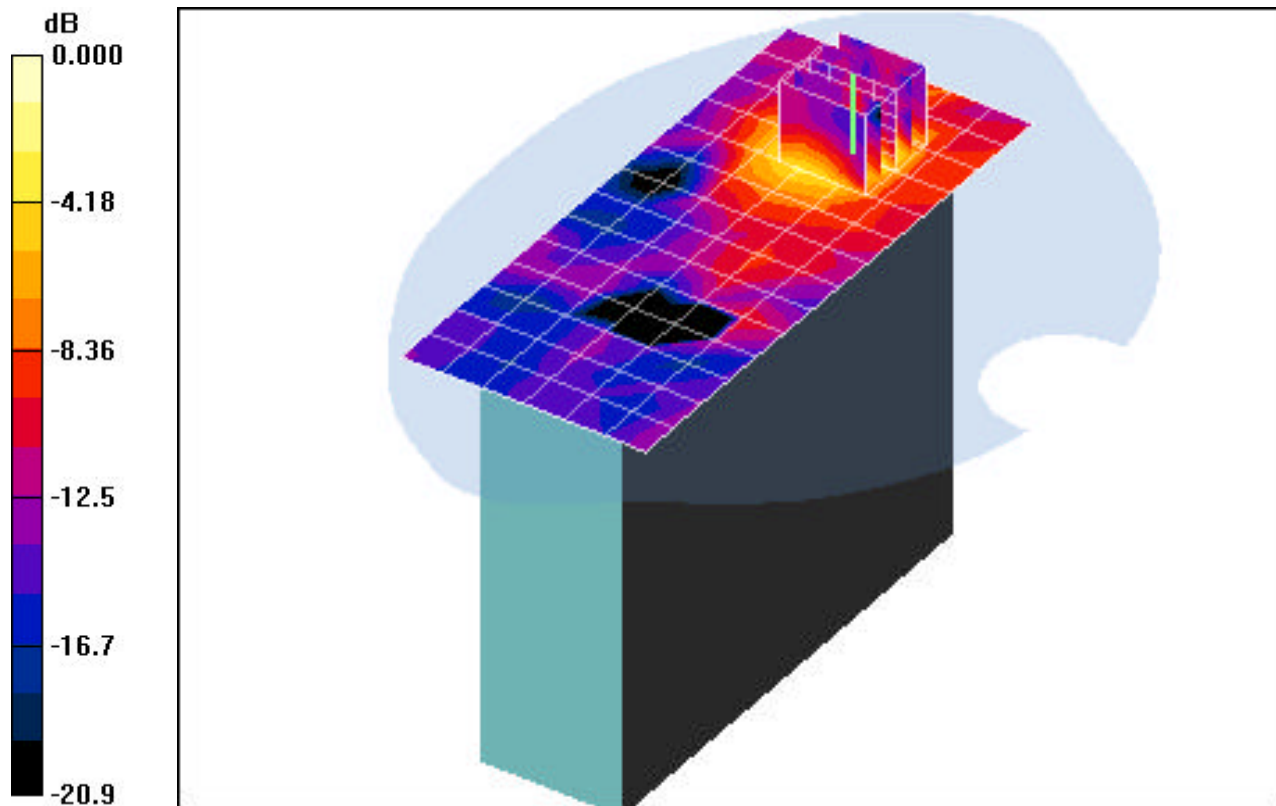
Area Scan (7x15x1): Measurement grid: dx=15mm, dy=15mm

Zoom Scan (5x5x7)/Cube 0: Measurement grid: dx=8mm, dy=8mm, dz=5mm

Reference Value = 1.44 V/m

Peak SAR (extrapolated) = 0.109 W/kg

SAR(1 g) = 0.052 mW/g; SAR(10 g) = 0.025 mW/g



0 dB = 0.066mW/g

PCTEST ENGINEERING LABORATORY, INC.

DUT: CF-U1; Type: Tablet PC with 802.11abgn, Bluetooth, GSM and WCDMA; SN: SAR 1

Communication System: IEEE 802.11b; Frequency: 2437 MHz; Duty Cycle: 1:1

Medium: 2450 Muscle ($\sigma = 1.93$ mho/m, $\epsilon_r = 51.84$, $\rho = 1000$ kg/m³)

Phantom section: Flat Section; Space: 0.0 cm

Test Date: 08-11-2008; Ambient Temp: 23.9°C; Tissue Temp: 22.6°C

Probe: EX3DV4 - SN3561; ConvF(6.15, 6.15, 6.15); Calibrated: 8/30/2007

Sensor-Surface: 3mm (Mechanical Surface Detection)

Electronics: DAE4 Sn649; Calibrated: 1/30/2008

Phantom: SAM Main; Type: SAM 4.0; Serial: TP-1114

Measurement SW: DASY4, V4.7 Build 71; Postprocessing SW: SEMCAD, V1.8 Build 172

Mode: IEEE 802.11b, Body SAR, Laptop Position, Mid Ch, 1Mbps

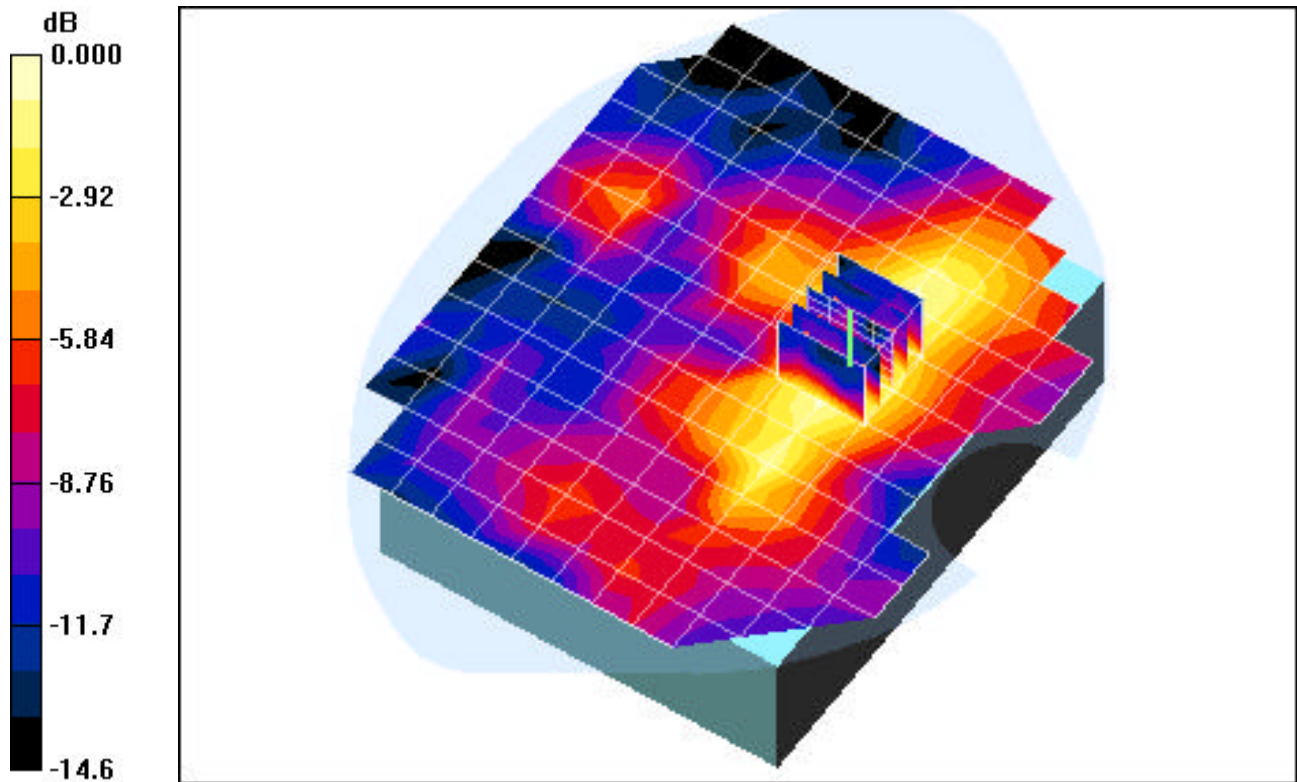
Area Scan (13x15x1): Measurement grid: dx=15mm, dy=15mm

Zoom Scan (5x5x7)/Cube 0: Measurement grid: dx=8mm, dy=8mm, dz=5mm

Reference Value = 6.08 V/m

Peak SAR (extrapolated) = 0.120 W/kg

SAR(1 g) = 0.061 mW/g; SAR(10 g) = 0.034 mW/g



0 dB = 0.074mW/g

PCTEST ENGINEERING LABORATORY, INC.

DUT: CF-U1; Type: Tablet PC with 802.11abgn, Bluetooth, GSM and WCDMA; SN: SAR 1

Communication System: IEEE 802.11b; Frequency: 2462 MHz; Duty Cycle: 1:1

Medium: 2450 Muscle ($\sigma = 1.93$ mho/m, $\epsilon_r = 51.84$, $\rho = 1000$ kg/m³)

Phantom section: Flat Section; Space: 0.0 cm

Test Date: 08-11-2008; Ambient Temp: 23.9°C; Tissue Temp: 22.6°C

Probe: EX3DV4 - SN3561; ConvF(6.15, 6.15, 6.15); Calibrated: 8/30/2007

Sensor-Surface: 3mm (Mechanical Surface Detection)

Electronics: DAE4 Sn649; Calibrated: 1/30/2008

Phantom: SAM Main; Type: SAM 4.0; Serial: TP-1114

Measurement SW: DASY4, V4.7 Build 71; Postprocessing SW: SEMCAD, V1.8 Build 172

Mode: IEEE 802.11b, Body SAR, Tablet Position, High Ch, 1Mbps

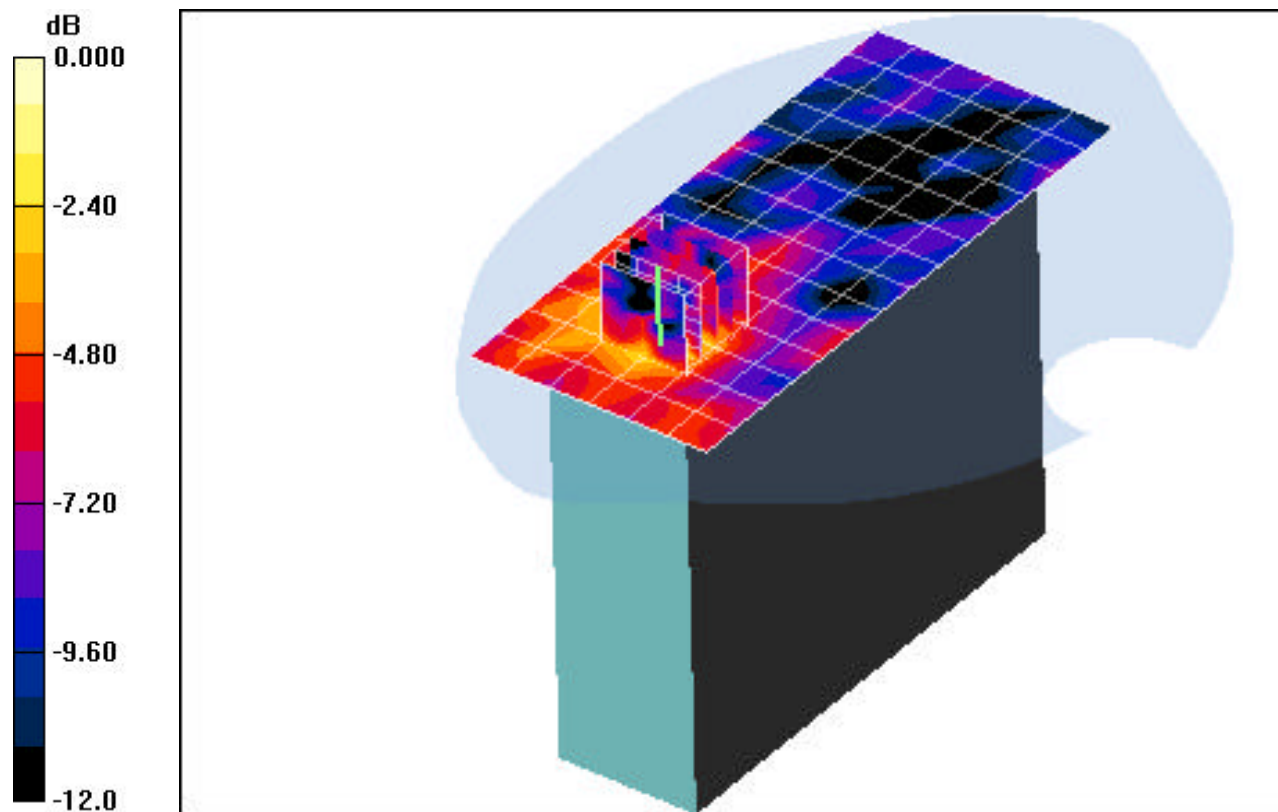
Area Scan (7x15x1): Measurement grid: dx=15mm, dy=15mm

Zoom Scan (5x5x7)/Cube 0: Measurement grid: dx=8mm, dy=8mm, dz=5mm

Reference Value = 3.25 V/m

Peak SAR (extrapolated) = 0.040 W/kg

SAR(1 g) = 0.021 mW/g; SAR(10 g) = 0.012 mW/g



0 dB = 0.028mW/g

PCTEST ENGINEERING LABORATORY, INC.

DUT: CF-U1; Type: Tablet PC with 802.11abgn, Bluetooth, GSM and WCDMA; SN: SAR 1

Communication System: IEEE 802.11g; Frequency: 2412 MHz; Duty Cycle: 1:1

Medium: 2450 Muscle ($\sigma = 1.93$ mho/m, $\epsilon_r = 51.84$, $\rho = 1000$ kg/m³)

Phantom section: Flat Section; Space: 0.0 cm

Test Date: 08-11-2008; Ambient Temp: 23.9°C; Tissue Temp: 22.6°C

Probe: EX3DV4 - SN3561; ConvF(6.15, 6.15, 6.15); Calibrated: 8/30/2007

Sensor-Surface: 3mm (Mechanical Surface Detection)

Electronics: DAE4 Sn649; Calibrated: 1/30/2008

Phantom: SAM Main; Type: SAM 4.0; Serial: TP-1114

Measurement SW: DASY4, V4.7 Build 71; Postprocessing SW: SEMCAD, V1.8 Build 172

Mode: IEEE 802.11g, Body SAR, Laptop Position, Low Ch, 6Mbps

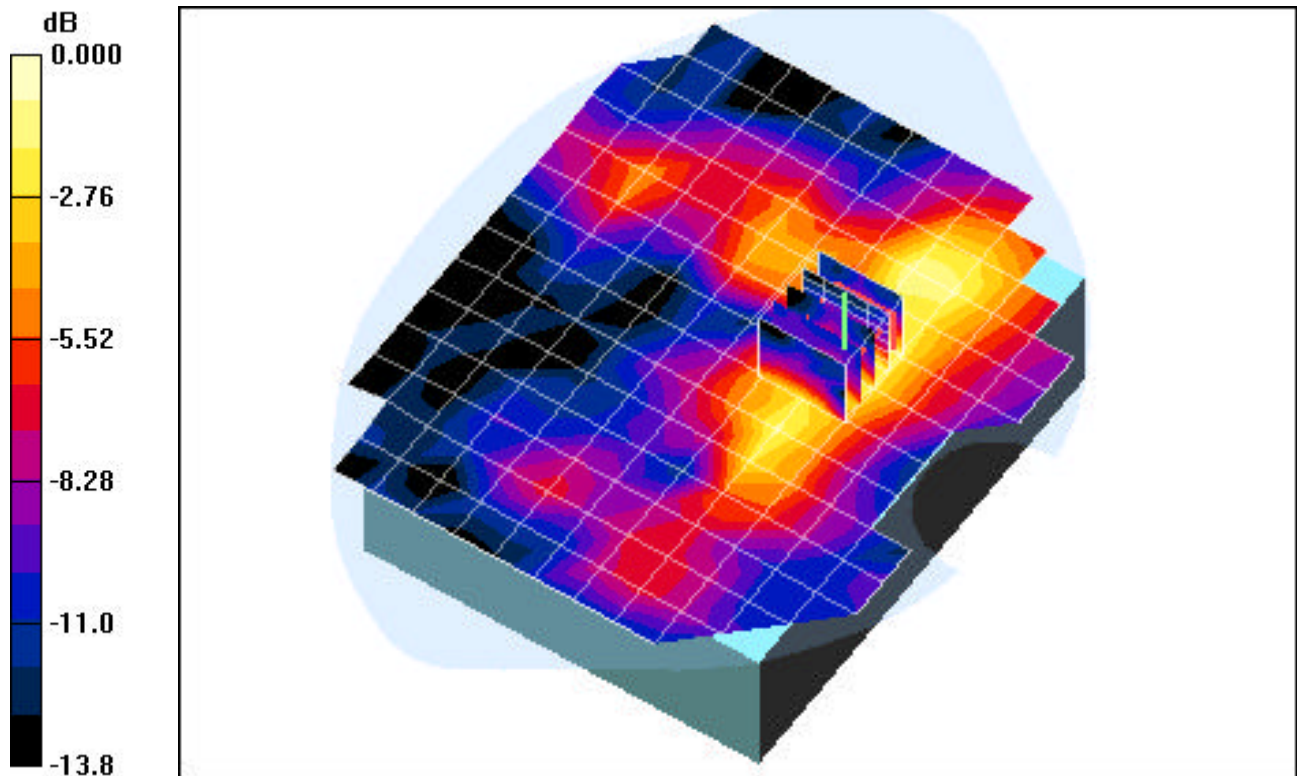
Area Scan (13x15x1): Measurement grid: dx=15mm, dy=15mm

Zoom Scan (5x5x7)/Cube 0: Measurement grid: dx=8mm, dy=8mm, dz=5mm

Reference Value = 5.59 V/m

Peak SAR (extrapolated) = 0.101 W/kg

SAR(1 g) = 0.051 mW/g; SAR(10 g) = 0.028 mW/g



0 dB = 0.063mW/g

PCTEST ENGINEERING LABORATORY, INC.

DUT: CF-U1; Type: Tablet PC with 802.11abgn, Bluetooth, GSM and WCDMA; SN: SAR 1

Communication System: IEEE 802.11g; Frequency: 2437 MHz; Duty Cycle: 1:1

Medium: 2450 Muscle ($\sigma = 1.93$ mho/m, $\epsilon_r = 51.84$, $\rho = 1000$ kg/m³)

Phantom section: Flat Section; Space: 0.0 cm

Test Date: 08-11-2008; Ambient Temp: 23.9°C; Tissue Temp: 22.6°C

Probe: EX3DV4 - SN3561; ConvF(6.15, 6.15, 6.15); Calibrated: 8/30/2007

Sensor-Surface: 3mm (Mechanical Surface Detection)

Electronics: DAE4 Sn649; Calibrated: 1/30/2008

Phantom: SAM Main; Type: SAM 4.0; Serial: TP-1114

Measurement SW: DASY4, V4.7 Build 71; Postprocessing SW: SEMCAD, V1.8 Build 172

Mode: IEEE 802.11g, Body SAR, Tablet Position, Mid Ch, 6Mbps

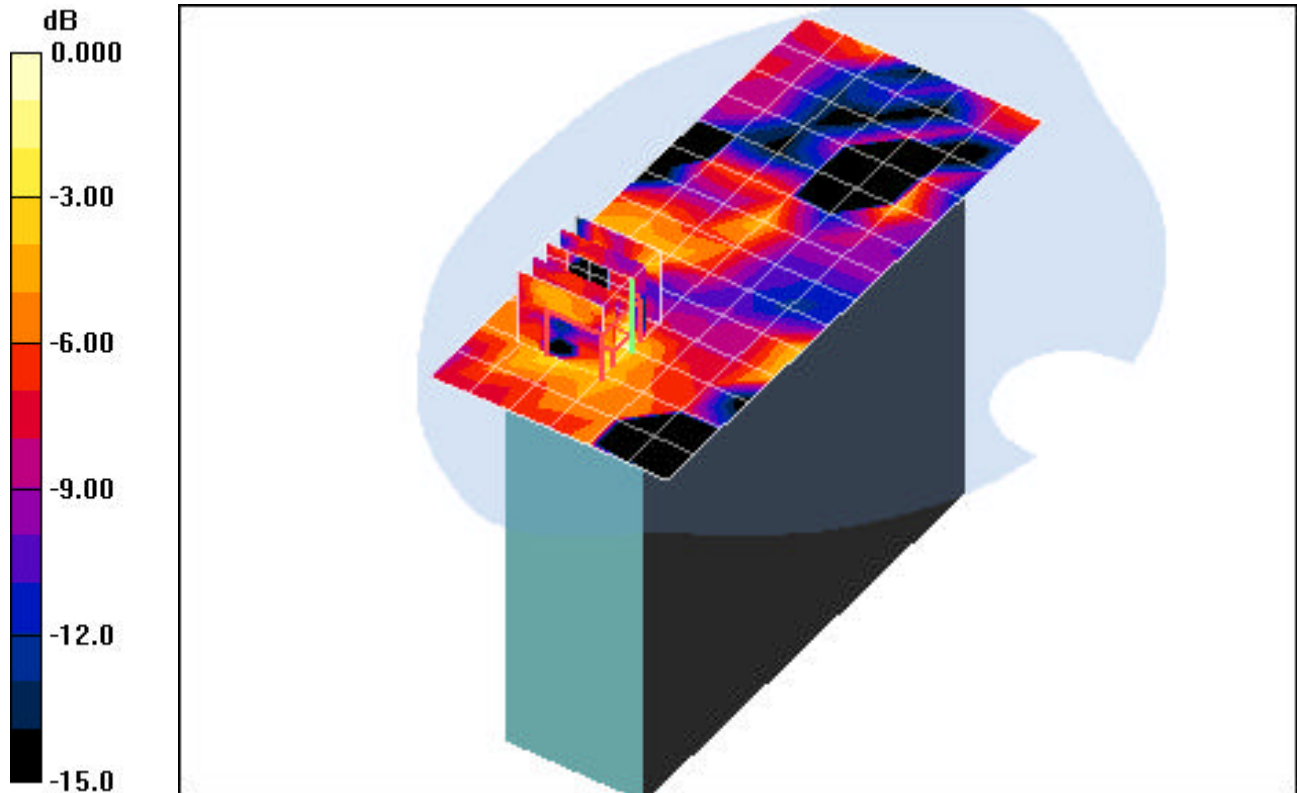
Area Scan (7x15x1): Measurement grid: dx=15mm, dy=15mm

Zoom Scan (5x5x7)/Cube 0: Measurement grid: dx=8mm, dy=8mm, dz=5mm

Reference Value = 2.45 V/m

Peak SAR (extrapolated) = 0.037 W/kg

SAR(1 g) = 0.018 mW/g; SAR(10 g) = 0.00781 mW/g



0 dB = 0.028mW/g

PCTEST ENGINEERING LABORATORY, INC.

DUT: CF-U1; Type: Tablet PC with 802.11abgn, Bluetooth, GSM and WCDMA; SN: SAR 1

Communication System: IEEE 802.11n; Frequency: 2422 MHz; Duty Cycle: 1:1

Medium: 2450 Muscle ($\sigma = 1.93$ mho/m, $\epsilon_r = 51.84$, $\rho = 1000$ kg/m³)

Phantom section: Flat Section; Space: 0.0 cm

Test Date: 08-11-2008; Ambient Temp: 23.9°C; Tissue Temp: 22.6°C

Probe: EX3DV4 - SN3561; ConvF(6.15, 6.15, 6.15); Calibrated: 8/30/2007

Sensor-Surface: 3mm (Mechanical Surface Detection)

Electronics: DAE4 Sn649; Calibrated: 1/30/2008

Phantom: SAM Main; Type: SAM 4.0; Serial: TP-1114

Measurement SW: DASY4, V4.7 Build 71; Postprocessing SW: SEMCAD, V1.8 Build 172

Mode: IEEE 802.11n 2.4GHz, Body SAR, Laptop Position, Low Ch, 13.5Mbps

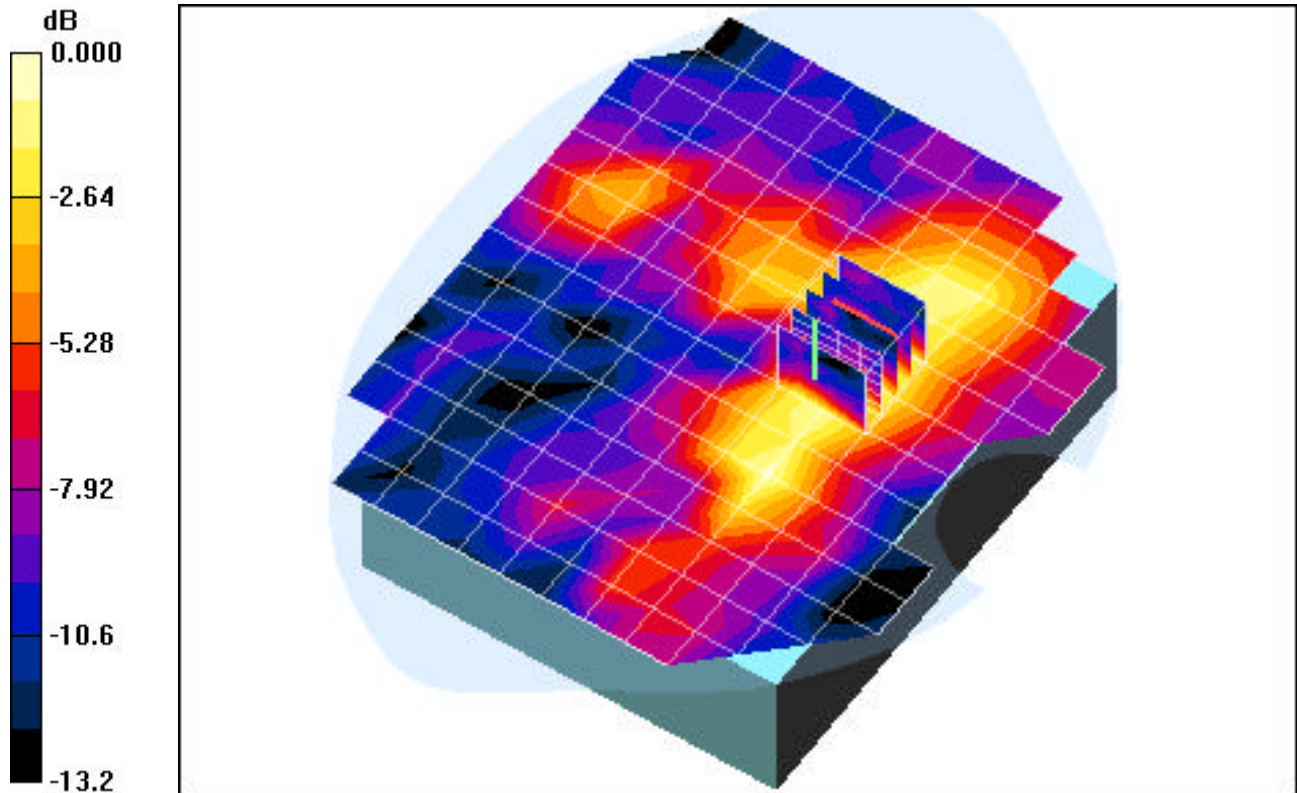
Area Scan (13x15x1): Measurement grid: dx=15mm, dy=15mm

Zoom Scan (5x5x7)/Cube 0: Measurement grid: dx=8mm, dy=8mm, dz=5mm

Reference Value = 5.07 V/m

Peak SAR (extrapolated) = 0.100 W/kg

SAR(1 g) = 0.045 mW/g; SAR(10 g) = 0.024 mW/g



0 dB = 0.054mW/g

PCTEST ENGINEERING LABORATORY, INC.

DUT: CF-U1; Type: Tablet PC with 802.11abgn, Bluetooth, GSM and WCDMA; SN: SAR 1

Communication System: IEEE 802.11n; Frequency: 2452 MHz; Duty Cycle: 1:1

Medium: 2450 Muscle ($\sigma = 1.93$ mho/m, $\epsilon_r = 51.84$, $\rho = 1000$ kg/m³)

Phantom section: Flat Section; Space: 0.0 cm

Test Date: 08-11-2008; Ambient Temp: 23.9°C; Tissue Temp: 22.6°C

Probe: EX3DV4 - SN3561; ConvF(6.15, 6.15, 6.15); Calibrated: 8/30/2007

Sensor-Surface: 3mm (Mechanical Surface Detection)

Electronics: DAE4 Sn649; Calibrated: 1/30/2008

Phantom: SAM Main; Type: SAM 4.0; Serial: TP-1114

Measurement SW: DASY4, V4.7 Build 71; Postprocessing SW: SEMCAD, V1.8 Build 172

Mode: IEEE 802.11n 2.4GHz, Body SAR, Tablet Position, High Ch, 13.5Mbps

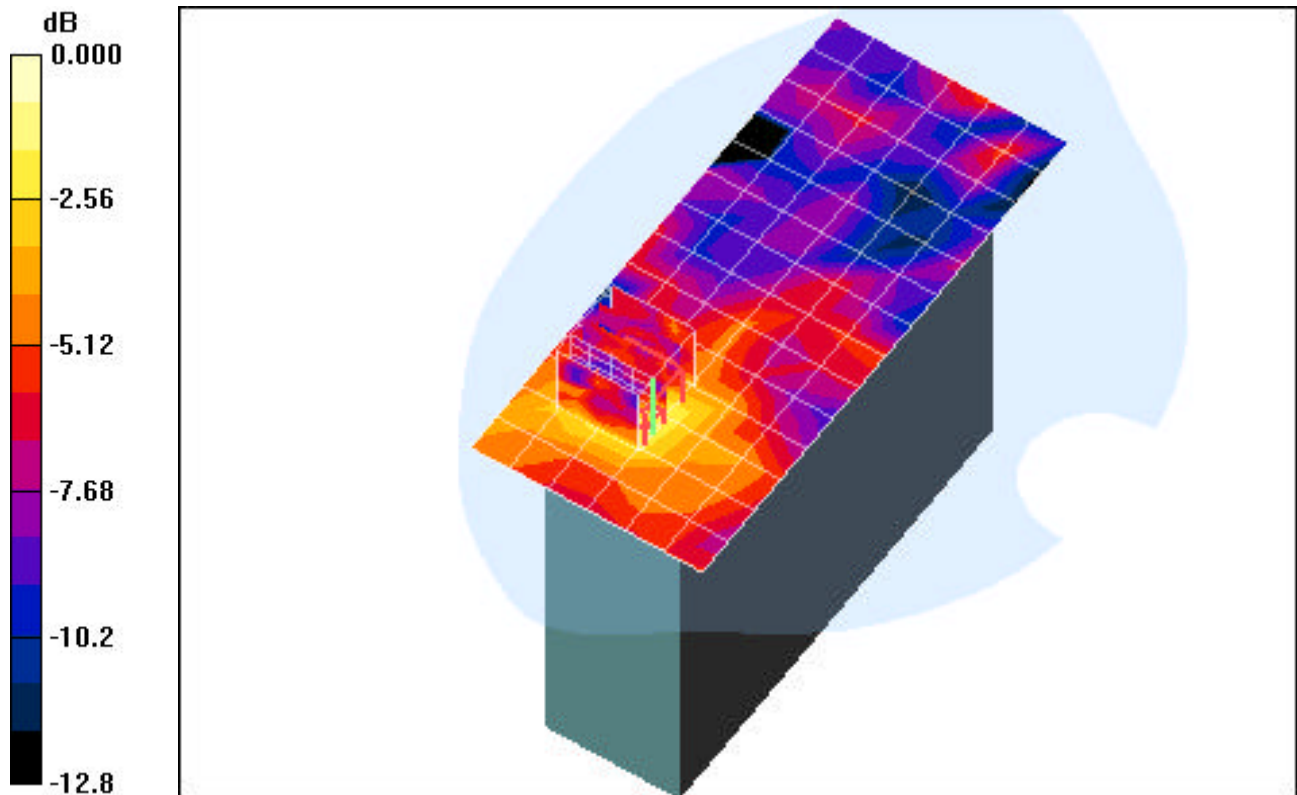
Area Scan (7x15x1): Measurement grid: dx=15mm, dy=15mm

Zoom Scan (5x5x7)/Cube 0: Measurement grid: dx=8mm, dy=8mm, dz=5mm

Reference Value = 2.77 V/m

Peak SAR (extrapolated) = 0.033 W/kg

SAR(1 g) = 0.017 mW/g; SAR(10 g) = 0.0089 mW/g



0 dB = 0.022mW/g

PCTEST ENGINEERING LABORATORY, INC.

DUT: CF-U1; Type: Tablet PC with 802.11abgn, Bluetooth, GSM and WCDMA; SN: SAR 1

Communication System: IEEE 802.11a 5.2GHz Band; Frequency: 5200 MHz; Duty Cycle: 1:1

Medium: 5300 Muscle ($\sigma = 5.41$ mho/m, $\epsilon_r = 49.81$, $\rho = 1000$ kg/m³)

Phantom section: Flat Section; Space: 0.0 cm

Test Date: 08-11-2008; Ambient Temp: 23.9°C; Tissue Temp: 22.7°C

Probe: EX3DV4 - SN3561; ConvF(3.83, 3.83, 3.83); Calibrated: 8/30/2007

Sensor-Surface: 3mm (Mechanical Surface Detection)

Electronics: DAE4 Sn649; Calibrated: 1/30/2008

Phantom: SAM Main; Type: SAM 4.0; Serial: TP-1114

Measurement SW: DASY4, V4.7 Build 71; Postprocessing SW: SEMCAD, V1.8 Build 172

Mode: IEEE 802.11a 5.2GHz, Body SAR, Laptop Position, Ch.40, 6Mbps

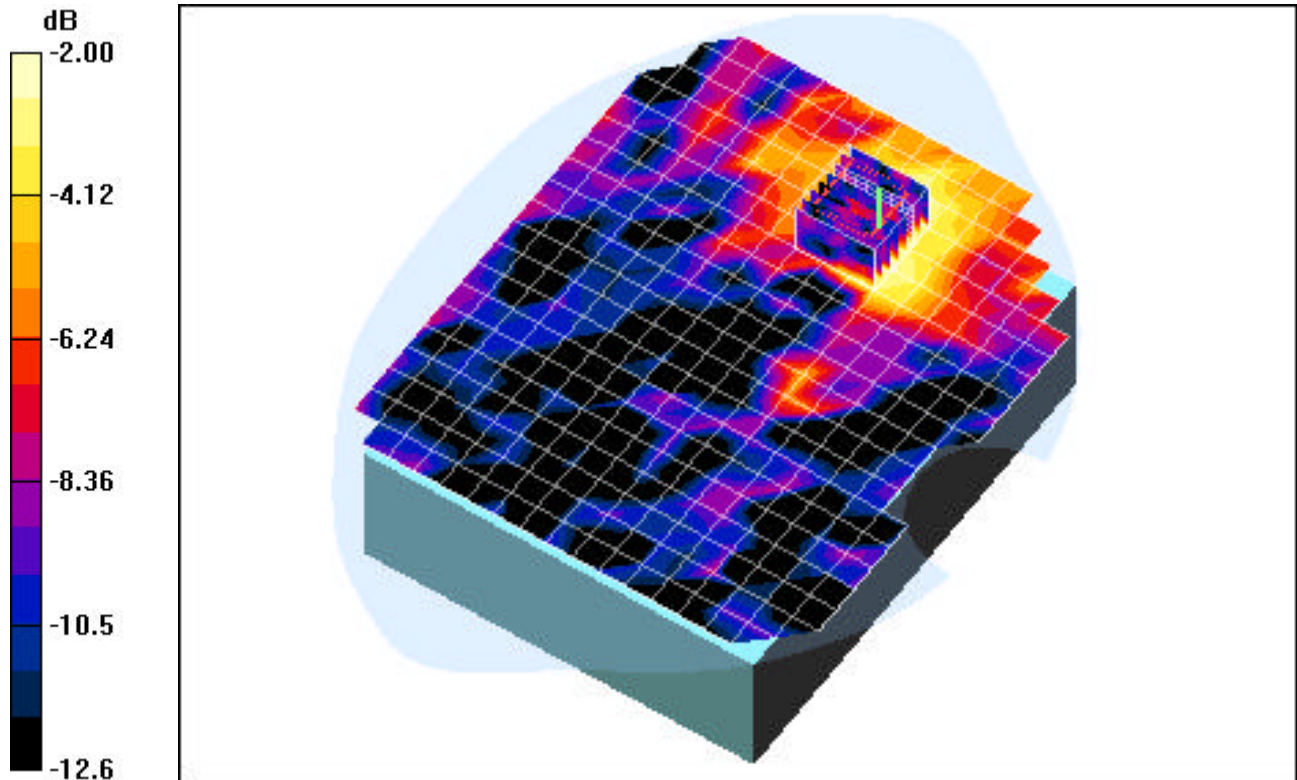
Area Scan (18x21x1): Measurement grid: dx=10mm, dy=10mm

Zoom Scan (8x8x8)/Cube 0: Measurement grid: dx=4.3mm, dy=4.3mm, dz=3mm

Reference Value = 4.68 V/m

Peak SAR (extrapolated) = 0.400 W/kg

SAR(1 g) = 0.090 mW/g; SAR(10 g) = 0.044 mW/g



0 dB = 0.129mW/g

PCTEST ENGINEERING LABORATORY, INC.

DUT: CF-U1; Type: Tablet PC with 802.11abgn, Bluetooth, GSM and WCDMA; SN: SAR 1

Communication System: IEEE 802.11a 5.2GHz Band; Frequency: 5200 MHz; Duty Cycle: 1:1

Medium: 5300 Muscle ($\sigma = 5.41$ mho/m, $\epsilon_r = 49.81$, $\rho = 1000$ kg/m³)

Phantom section: Flat Section; Space: 0.0 cm

Test Date: 08-11-2008; Ambient Temp: 23.9°C; Tissue Temp: 22.7°C

Probe: EX3DV4 - SN3561; ConvF(3.83, 3.83, 3.83); Calibrated: 8/30/2007

Sensor-Surface: 3mm (Mechanical Surface Detection)

Electronics: DAE4 Sn649; Calibrated: 1/30/2008

Phantom: SAM Main; Type: SAM 4.0; Serial: TP-1114

Measurement SW: DASY4, V4.7 Build 71; Postprocessing SW: SEMCAD, V1.8 Build 172

Mode: IEEE 802.11a 5.2GHz, Body SAR, Tablet Position, Ch.40, 6Mbps

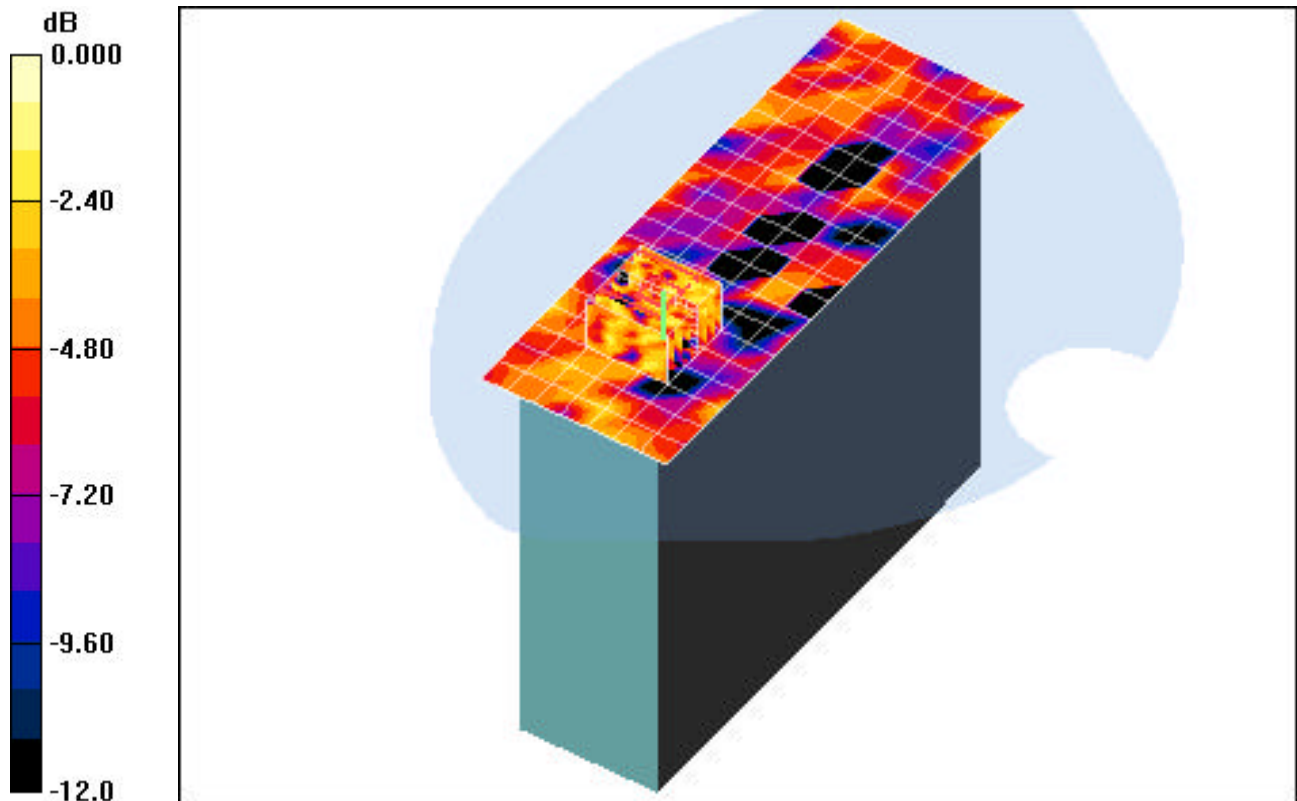
Area Scan (8x21x1): Measurement grid: dx=10mm, dy=10mm

Zoom Scan (8x8x8)/Cube 0: Measurement grid: dx=4.3mm, dy=4.3mm, dz=3mm

Reference Value = 2.60 V/m

Peak SAR (extrapolated) = 0.095 W/kg

SAR(1 g) = 0.016 mW/g; SAR(10 g) = 0.011 mW/g



0 dB = 0.034mW/g

PCTEST ENGINEERING LABORATORY, INC.

DUT: CF-U1; Type: Tablet PC with 802.11abgn, Bluetooth, GSM and WCDMA; SN: SAR 1

Communication System: IEEE 802.11n 5.2GHz Band; Frequency: 5190 MHz; Duty Cycle: 1:1

Medium: 5300 Muscle ($\sigma = 5.41$ mho/m, $\epsilon_r = 49.81$, $\rho = 1000$ kg/m³)

Phantom section: Flat Section; Space: 0.0 cm

Test Date: 08-11-2008; Ambient Temp: 23.9°C; Tissue Temp: 22.7°C

Probe: EX3DV4 - SN3561; ConvF(3.83, 3.83, 3.83); Calibrated: 8/30/2007

Sensor-Surface: 3mm (Mechanical Surface Detection)

Electronics: DAE4 Sn649; Calibrated: 1/30/2008

Phantom: SAM Main; Type: SAM 4.0; Serial: TP-1114

Measurement SW: DASY4, V4.7 Build 71; Postprocessing SW: SEMCAD, V1.8 Build 172

Mode: IEEE 802.11n 5.2GHz, Body SAR, Laptop Position, Ch.38, 13.5Mbps

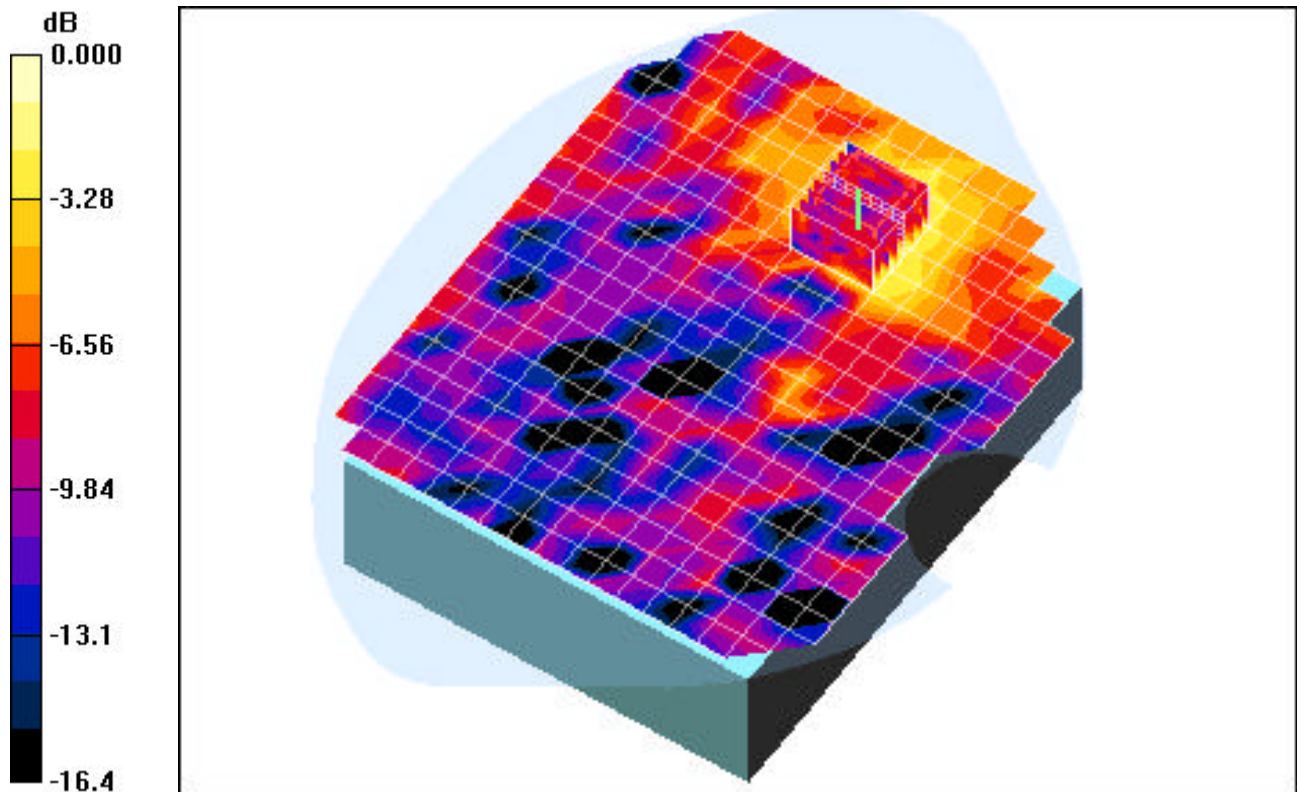
Area Scan (18x21x1): Measurement grid: dx=10mm, dy=10mm

Zoom Scan (8x8x8)/Cube 0: Measurement grid: dx=4.3mm, dy=4.3mm, dz=3mm

Reference Value = 4.15 V/m

Peak SAR (extrapolated) = 0.464 W/kg

SAR(1 g) = 0.093 mW/g; SAR(10 g) = 0.046 mW/g



0 dB = 0.116mW/g

PCTEST ENGINEERING LABORATORY, INC.

DUT: CF-U1; Type: Tablet PC with 802.11abgn, Bluetooth, GSM and WCDMA; SN: SAR 1

Communication System: IEEE 802.11n 5.2GHz Band; Frequency: 5230 MHz; Duty Cycle: 1:1

Medium: 5300 Muscle ($\sigma = 5.41$ mho/m, $\epsilon_r = 49.81$, $\rho = 1000$ kg/m³)

Phantom section: Flat Section; Space: 0.0 cm

Test Date: 08-11-2008; Ambient Temp: 23.9°C; Tissue Temp: 22.7°C

Probe: EX3DV4 - SN3561; ConvF(3.83, 3.83, 3.83); Calibrated: 8/30/2007

Sensor-Surface: 3mm (Mechanical Surface Detection)

Electronics: DAE4 Sn649; Calibrated: 1/30/2008

Phantom: SAM Main; Type: SAM 4.0; Serial: TP-1114

Measurement SW: DASY4, V4.7 Build 71; Postprocessing SW: SEMCAD, V1.8 Build 172

Mode: IEEE 802.11n 5.2GHz, Body SAR, Tablet Position, Ch.46, 13.5Mbps

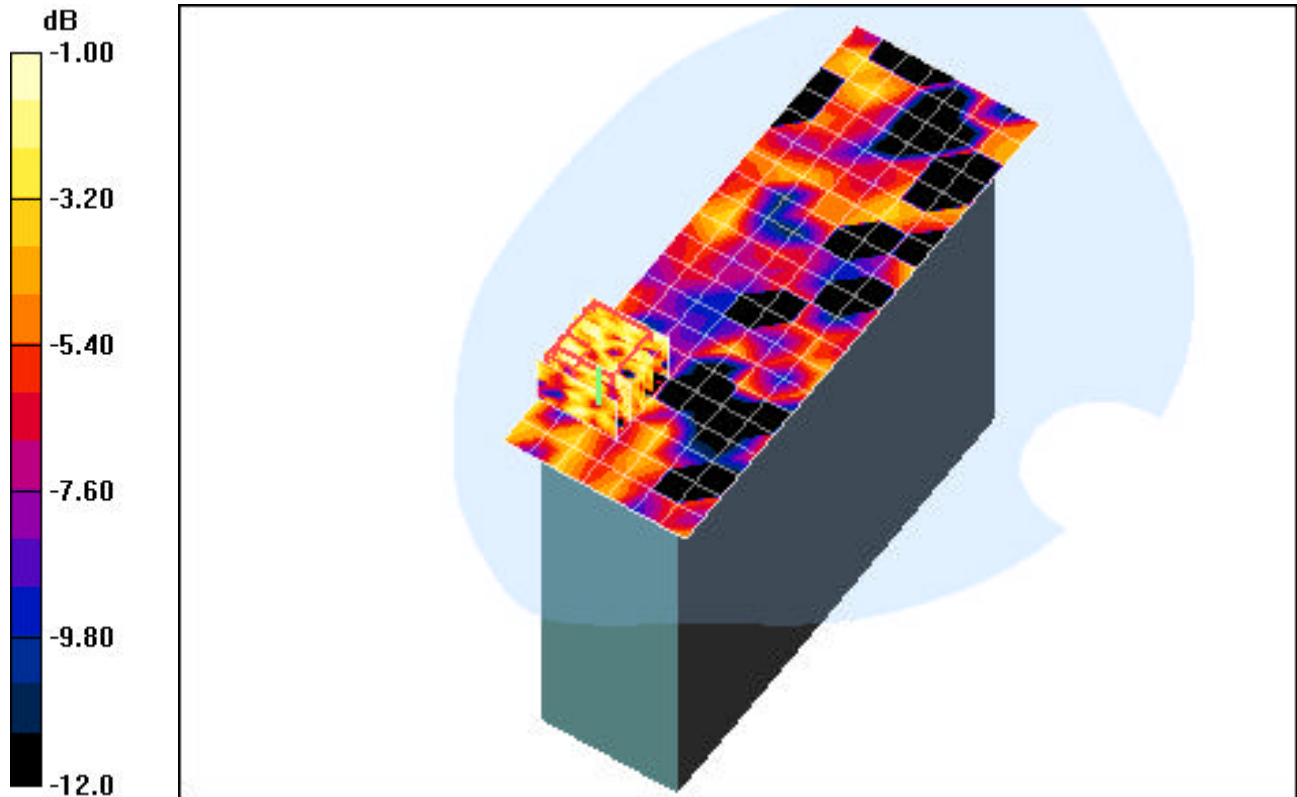
Area Scan (8x21x1): Measurement grid: dx=10mm, dy=10mm

Zoom Scan (8x8x8)/Cube 0: Measurement grid: dx=4.3mm, dy=4.3mm, dz=3mm

Reference Value = 1.72 V/m

Peak SAR (extrapolated) = 0.089 W/kg

SAR(1 g) = 0.016 mW/g; SAR(10 g) = 0.011 mW/g



0 dB = 0.032mW/g

PCTEST ENGINEERING LABORATORY, INC.

DUT: CF-U1; Type: Tablet PC with 802.11abgn, Bluetooth, GSM and WCDMA; SN: SAR 1

Communication System: IEEE 802.11a 5.3GHz Band; Frequency: 5300 MHz; Duty Cycle: 1:1

Medium: 5300 Muscle ($\sigma = 5.41$ mho/m, $\epsilon_r = 49.81$, $\rho = 1000$ kg/m³)

Phantom section: Flat Section; Space: 0.0 cm

Test Date: 08-11-2008; Ambient Temp: 23.9°C; Tissue Temp: 22.7°C

Probe: EX3DV4 - SN3561; ConvF(3.67, 3.67, 3.67); Calibrated: 8/30/2007

Sensor-Surface: 3mm (Mechanical Surface Detection)

Electronics: DAE4 Sn649; Calibrated: 1/30/2008

Phantom: SAM Main; Type: SAM 4.0; Serial: TP-1114

Measurement SW: DASY4, V4.7 Build 71; Postprocessing SW: SEMCAD, V1.8 Build 172

Mode: IEEE 802.11a 5.3GHz, Body SAR, Laptop Position, Ch.60, 6Mbps

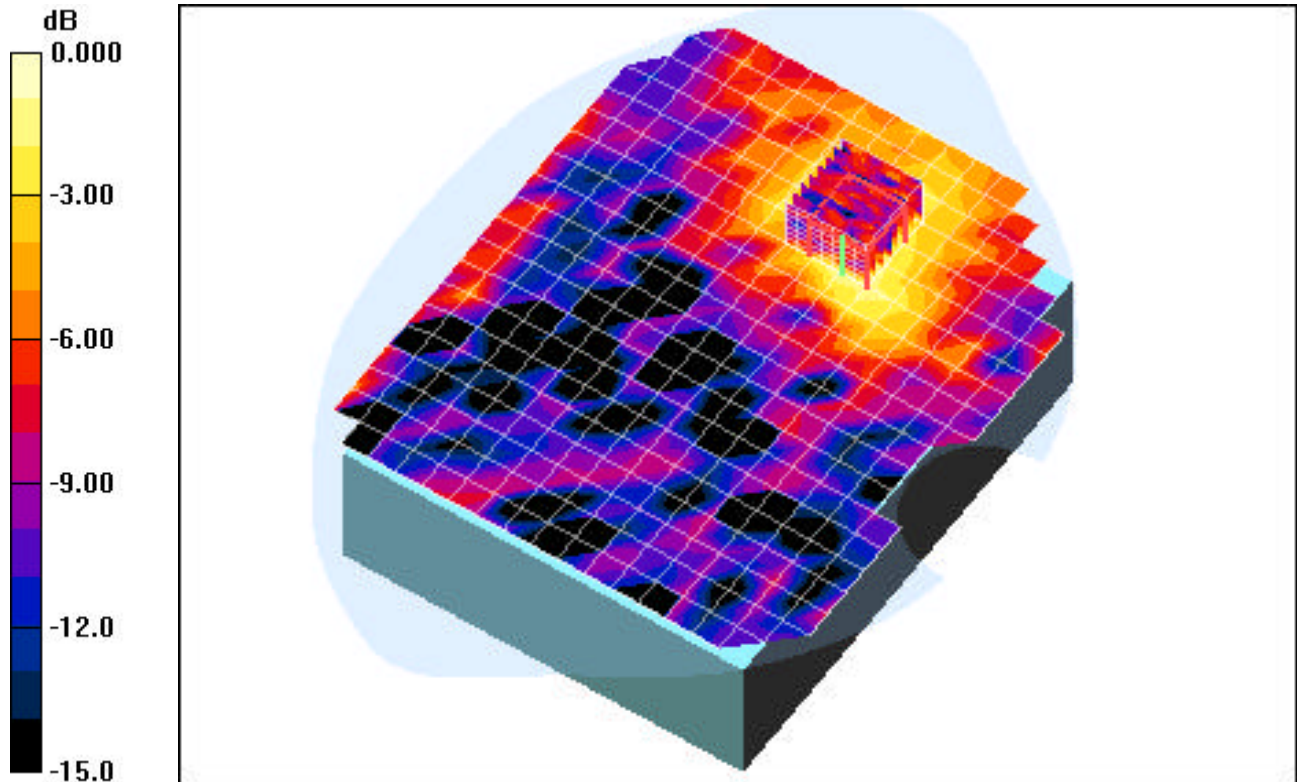
Area Scan (18x21x1): Measurement grid: dx=10mm, dy=10mm

Zoom Scan (8x8x8)/Cube 0: Measurement grid: dx=4.3mm, dy=4.3mm, dz=3mm

Reference Value = 3.85 V/m

Peak SAR (extrapolated) = 0.479 W/kg

SAR(1 g) = 0.068 mW/g; SAR(10 g) = 0.035 mW/g



0 dB = 0.098mW/g

PCTEST ENGINEERING LABORATORY, INC.

DUT: CF-U1; Type: Tablet PC with 802.11abgn, Bluetooth, GSM and WCDMA; SN: SAR 1

Communication System: IEEE 802.11a 5.3GHz Band; Frequency: 5300 MHz; Duty Cycle: 1:1

Medium: 5300 Muscle ($\sigma = 5.41$ mho/m, $\epsilon_r = 49.81$, $\rho = 1000$ kg/m³)

Phantom section: Flat Section; Space: 0.0 cm

Test Date: 08-11-2008; Ambient Temp: 23.9°C; Tissue Temp: 22.7°C

Probe: EX3DV4 - SN3561; ConvF(3.67, 3.67, 3.67); Calibrated: 8/30/2007

Sensor-Surface: 3mm (Mechanical Surface Detection)

Electronics: DAE4 Sn649; Calibrated: 1/30/2008

Phantom: SAM Main; Type: SAM 4.0; Serial: TP-1114

Measurement SW: DASY4, V4.7 Build 71; Postprocessing SW: SEMCAD, V1.8 Build 172

Mode: IEEE 802.11a 5.3GHz, Body SAR, Tablet Position, Ch.60, 6Mbps

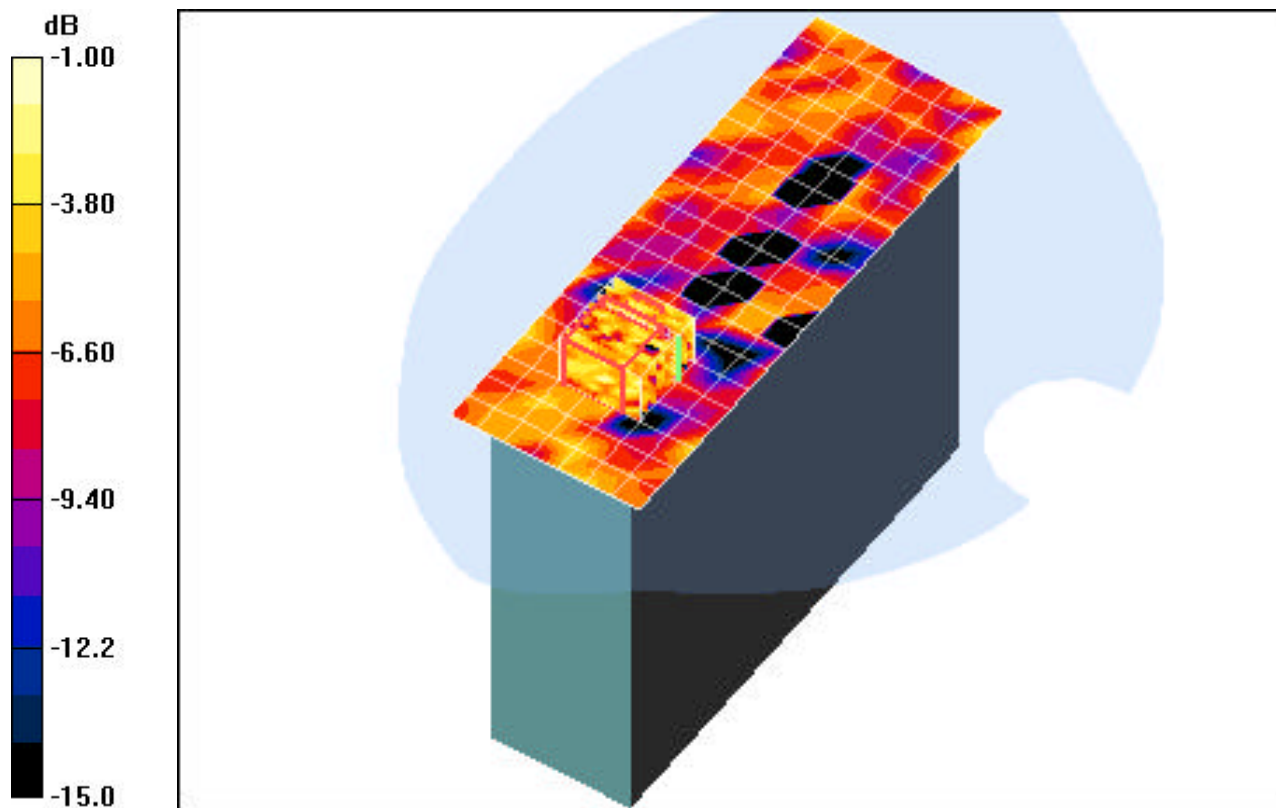
Area Scan (8x21x1): Measurement grid: dx=10mm, dy=10mm

Zoom Scan (8x8x8)/Cube 0: Measurement grid: dx=4.3mm, dy=4.3mm, dz=3mm

Reference Value = 2.84 V/m

Peak SAR (extrapolated) = 0.084 W/kg

SAR(1 g) = 0.019 mW/g; SAR(10 g) = 0.011 mW/g



0 dB = 0.048mW/g

PCTEST ENGINEERING LABORATORY, INC.

DUT: CF-U1; Type: Tablet PC with 802.11abgn, Bluetooth, GSM and WCDMA; SN: SAR 1

Communication System: IEEE 802.11n 5.3GHz Band; Frequency: 5270 MHz; Duty Cycle: 1:1

Medium: 5300 Muscle ($\sigma = 5.41$ mho/m, $\epsilon_r = 49.81$, $\rho = 1000$ kg/m³)

Phantom section: Flat Section; Space: 0.0 cm

Test Date: 08-11-2008; Ambient Temp: 23.9°C; Tissue Temp: 22.7°C

Probe: EX3DV4 - SN3561; ConvF(3.67, 3.67, 3.67); Calibrated: 8/30/2007

Sensor-Surface: 3mm (Mechanical Surface Detection)

Electronics: DAE4 Sn649; Calibrated: 1/30/2008

Phantom: SAM Main; Type: SAM 4.0; Serial: TP-1114

Measurement SW: DASY4, V4.7 Build 71; Postprocessing SW: SEMCAD, V1.8 Build 172

Mode: IEEE 802.11n 5.3GHz, Body SAR, Laptop Position, Ch.54, 13.5Mbps

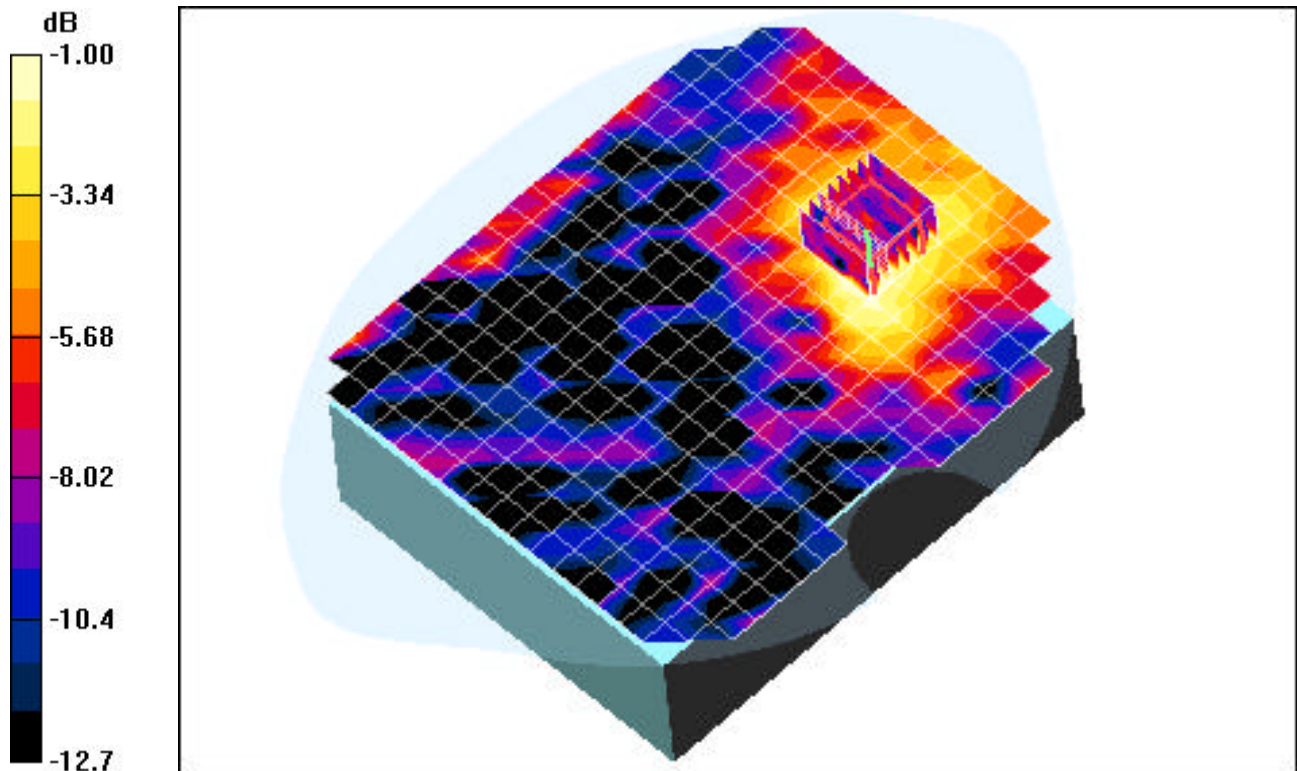
Area Scan (18x21x1): Measurement grid: dx=10mm, dy=10mm

Zoom Scan (8x8x8)/Cube 0: Measurement grid: dx=4.3mm, dy=4.3mm, dz=3mm

Reference Value = 3.83 V/m

Peak SAR (extrapolated) = 0.438 W/kg

SAR(1 g) = 0.077 mW/g; SAR(10 g) = 0.039 mW/g



0 dB = 0.098mW/g

PCTEST ENGINEERING LABORATORY, INC.

DUT: CF-U1; Type: Tablet PC with 802.11abgn, Bluetooth, GSM and WCDMA; SN: SAR 1

Communication System: IEEE 802.11n 5.3GHz Band; Frequency: 5270 MHz; Duty Cycle: 1:1

Medium: 5300 Muscle ($\sigma = 5.41$ mho/m, $\epsilon_r = 49.81$, $\rho = 1000$ kg/m³)

Phantom section: Flat Section; Space: 0.0 cm

Test Date: 08-11-2008; Ambient Temp: 23.9°C; Tissue Temp: 22.7°C

Probe: EX3DV4 - SN3561; ConvF(3.67, 3.67, 3.67); Calibrated: 8/30/2007

Sensor-Surface: 3mm (Mechanical Surface Detection)

Electronics: DAE4 Sn649; Calibrated: 1/30/2008

Phantom: SAM Main; Type: SAM 4.0; Serial: TP-1114

Measurement SW: DASY4, V4.7 Build 71; Postprocessing SW: SEMCAD, V1.8 Build 172

Mode: IEEE 802.11n 5.3GHz, Body SAR, Tablet Position, Ch.54, 13.5Mbps

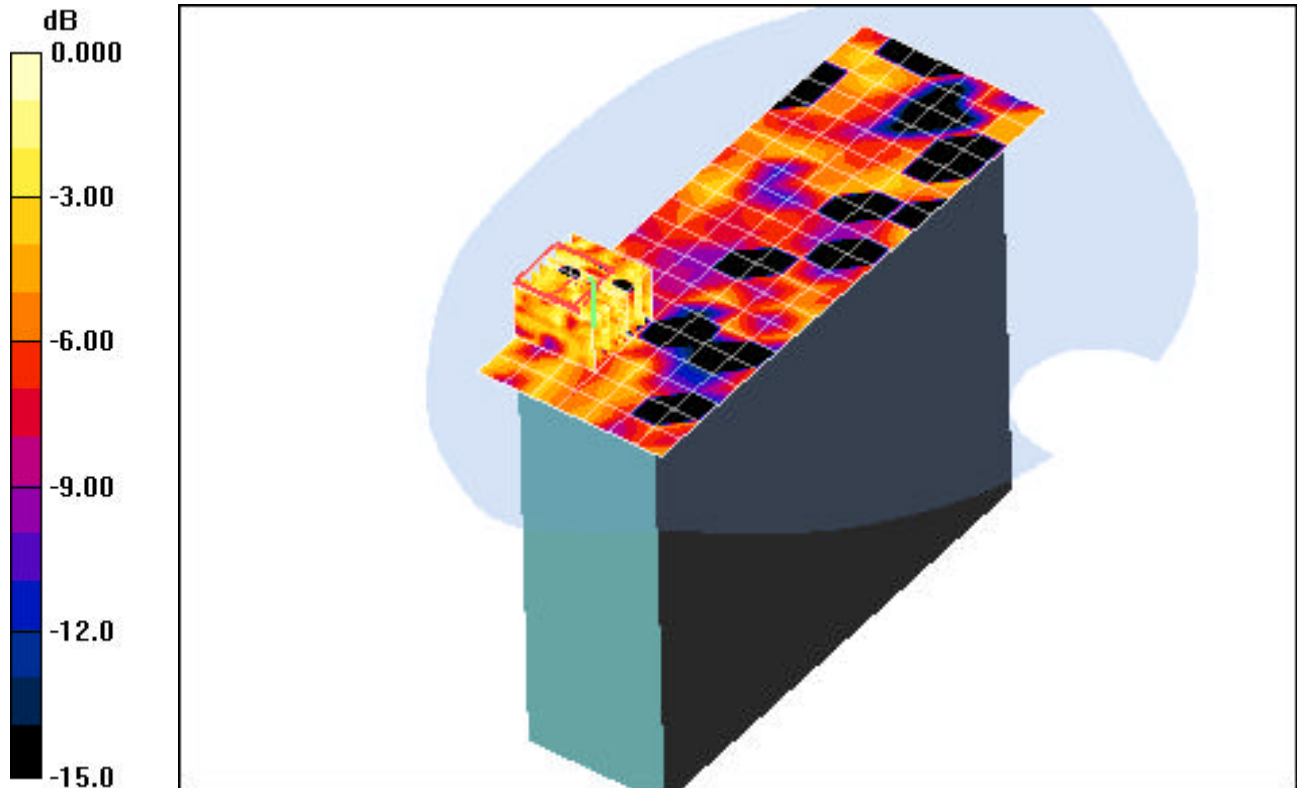
Area Scan (8x21x1): Measurement grid: dx=10mm, dy=10mm

Zoom Scan (8x8x8)/Cube 0: Measurement grid: dx=4.3mm, dy=4.3mm, dz=3mm

Reference Value = 1.26 V/m

Peak SAR (extrapolated) = 0.072 W/kg

SAR(1 g) = 0.015 mW/g; SAR(10 g) = 0.011 mW/g



0 dB = 0.033mW/g

PCTEST ENGINEERING LABORATORY, INC.

DUT: CF-U1; Type: Tablet PC with 802.11abgn, Bluetooth, GSM and WCDMA; SN: SAR 1

Communication System: IEEE 802.11a 5.5GHz Band; Frequency: 5600 MHz; Duty Cycle: 1:1

Medium: 5500 Muscle ($\sigma = 5.82$ mho/m, $\epsilon_r = 49.31$, $\rho = 1000$ kg/m³)

Phantom section: Flat Section; Space: 0.0 cm

Test Date: 08-12-2008; Ambient Temp: 23.6°C; Tissue Temp: 22.4°C

Probe: EX3DV4 - SN3561; ConvF(3.81, 3.81, 3.81); Calibrated: 8/30/2007

Sensor-Surface: 3mm (Mechanical Surface Detection)

Electronics: DAE4 Sn649; Calibrated: 1/30/2008

Phantom: SAM Main; Type: SAM 4.0; Serial: TP-1114

Measurement SW: DASY4, V4.7 Build 71; Postprocessing SW: SEMCAD, V1.8 Build 172

Mode: IEEE 802.11a 5.5GHz, Body SAR, Laptop Position, Ch.120, 6Mbps

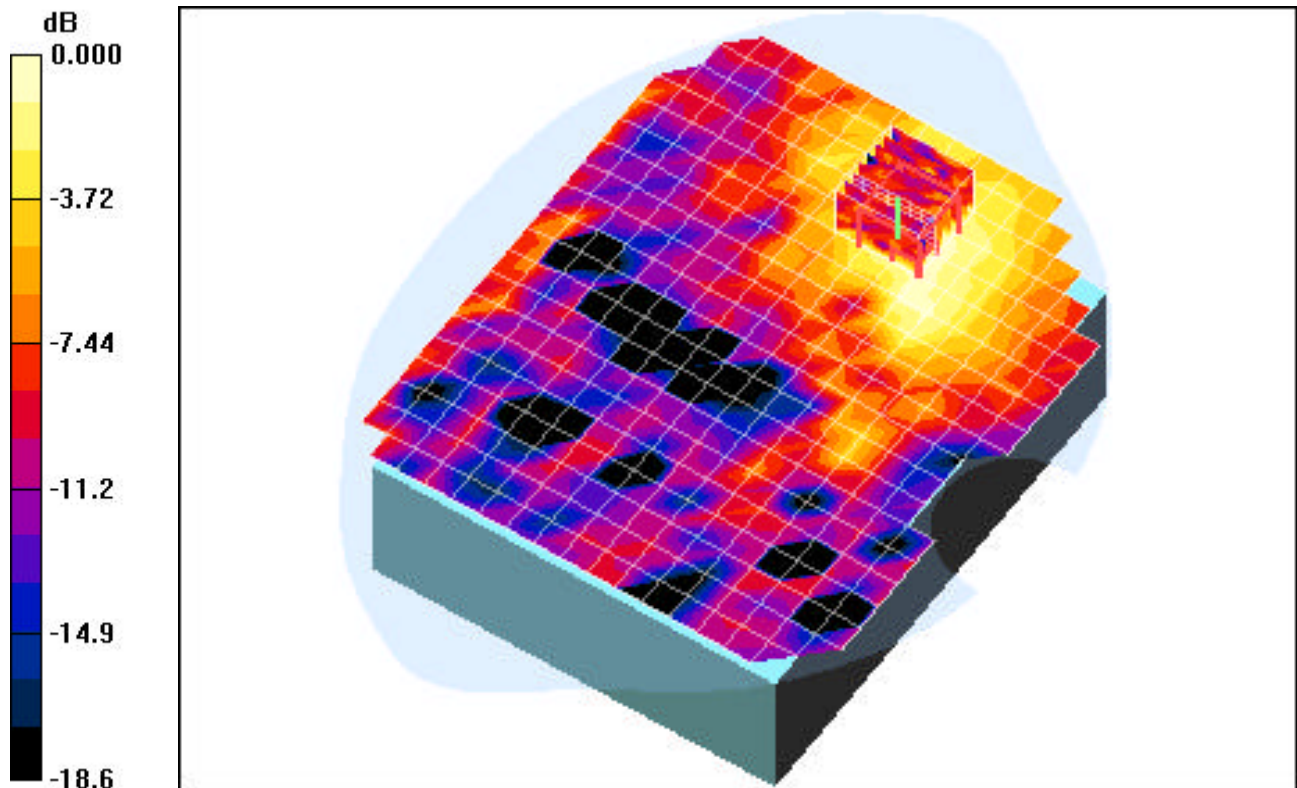
Area Scan (18x21x1): Measurement grid: dx=10mm, dy=10mm

Zoom Scan (8x8x8)/Cube 0: Measurement grid: dx=4.3mm, dy=4.3mm, dz=3mm

Reference Value = 4.63 V/m

Peak SAR (extrapolated) = 0.813 W/kg

SAR(1 g) = 0.104 mW/g; SAR(10 g) = 0.049 mW/g



0 dB = 0.129mW/g

PCTEST ENGINEERING LABORATORY, INC.

DUT: CF-U1; Type: Tablet PC with 802.11abgn, Bluetooth, GSM and WCDMA; SN: SAR 1

Communication System: IEEE 802.11a 5.5GHz Band; Frequency: 5500 MHz; Duty Cycle: 1:1

Medium: 5500 Muscle ($\sigma = 5.82$ mho/m, $\epsilon_r = 49.31$, $\rho = 1000$ kg/m³)

Phantom section: Flat Section; Space: 0.0 cm

Test Date: 08-12-2008; Ambient Temp: 23.6°C; Tissue Temp: 22.4°C

Probe: EX3DV4 - SN3561; ConvF(3.67, 3.67, 3.67); Calibrated: 8/30/2007

Sensor-Surface: 3mm (Mechanical Surface Detection)

Electronics: DAE4 Sn649; Calibrated: 1/30/2008

Phantom: SAM Main; Type: SAM 4.0; Serial: TP-1114

Measurement SW: DASY4, V4.7 Build 71; Postprocessing SW: SEMCAD, V1.8 Build 172

Mode: IEEE 802.11a 5.5GHz, Body SAR, Tablet Position, Ch.100, 6Mbps

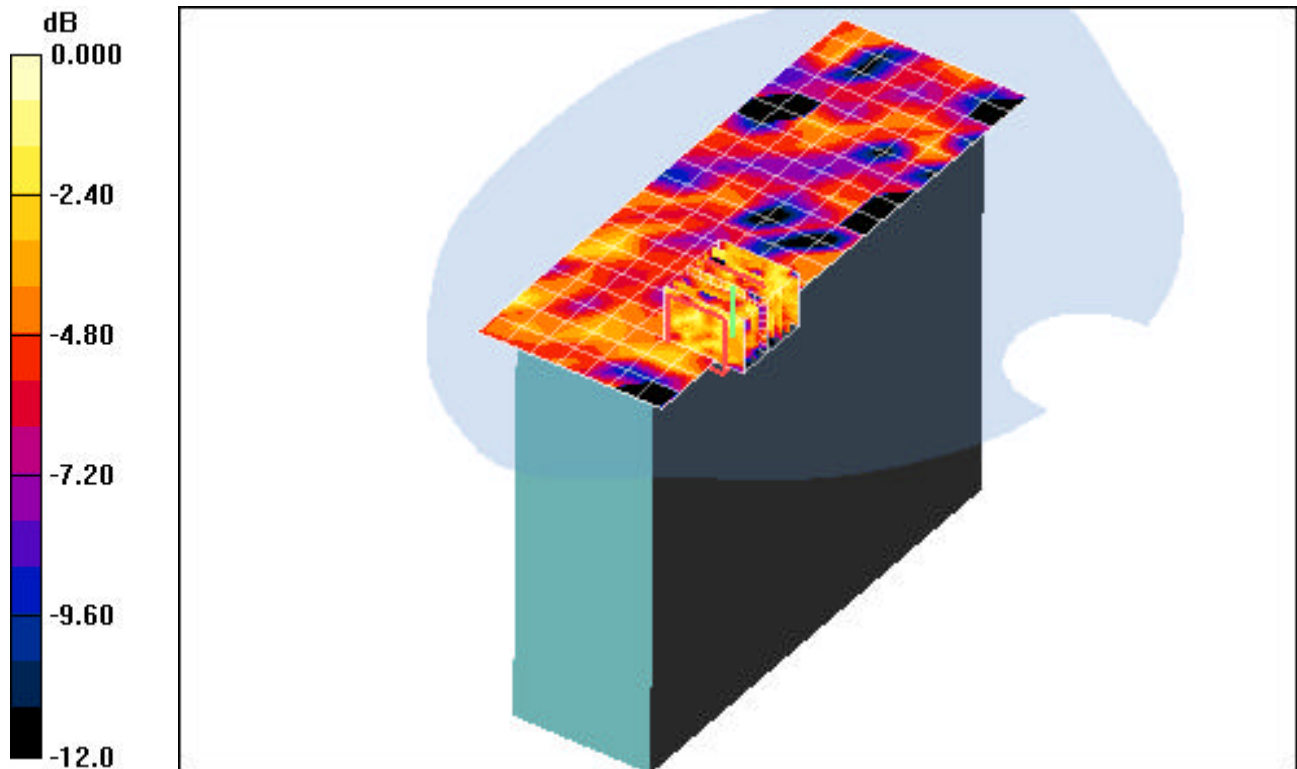
Area Scan (8x21x1): Measurement grid: dx=10mm, dy=10mm

Zoom Scan (8x8x8)/Cube 0: Measurement grid: dx=4.3mm, dy=4.3mm, dz=3mm

Reference Value = 2.08 V/m

Peak SAR (extrapolated) = 0.116 W/kg

SAR(1 g) = 0.022 mW/g; SAR(10 g) = 0.013 mW/g



0 dB = 0.076mW/g

PCTEST ENGINEERING LABORATORY, INC.

DUT: CF-U1; Type: Tablet PC with 802.11abgn, Bluetooth, GSM and WCDMA; SN: SAR 1

Communication System: IEEE 802.11n 5.5GHz Band; Frequency: 5590 MHz; Duty Cycle: 1:1

Medium: 5500 Muscle ($\sigma = 5.82$ mho/m, $\epsilon_r = 49.31$, $\rho = 1000$ kg/m³)

Phantom section: Flat Section; Space: 0.0 cm

Test Date: 08-12-2008; Ambient Temp: 23.6°C; Tissue Temp: 22.4°C

Probe: EX3DV4 - SN3561; ConvF(3.81, 3.81, 3.81); Calibrated: 8/30/2007

Sensor-Surface: 3mm (Mechanical Surface Detection)

Electronics: DAE4 Sn649; Calibrated: 1/30/2008

Phantom: SAM Main; Type: SAM 4.0; Serial: TP-1114

Measurement SW: DASY4, V4.7 Build 71; Postprocessing SW: SEMCAD, V1.8 Build 172

Mode: IEEE 802.11n 5.5GHz, Body SAR, Laptop Position, Ch.118, 13.5Mbps

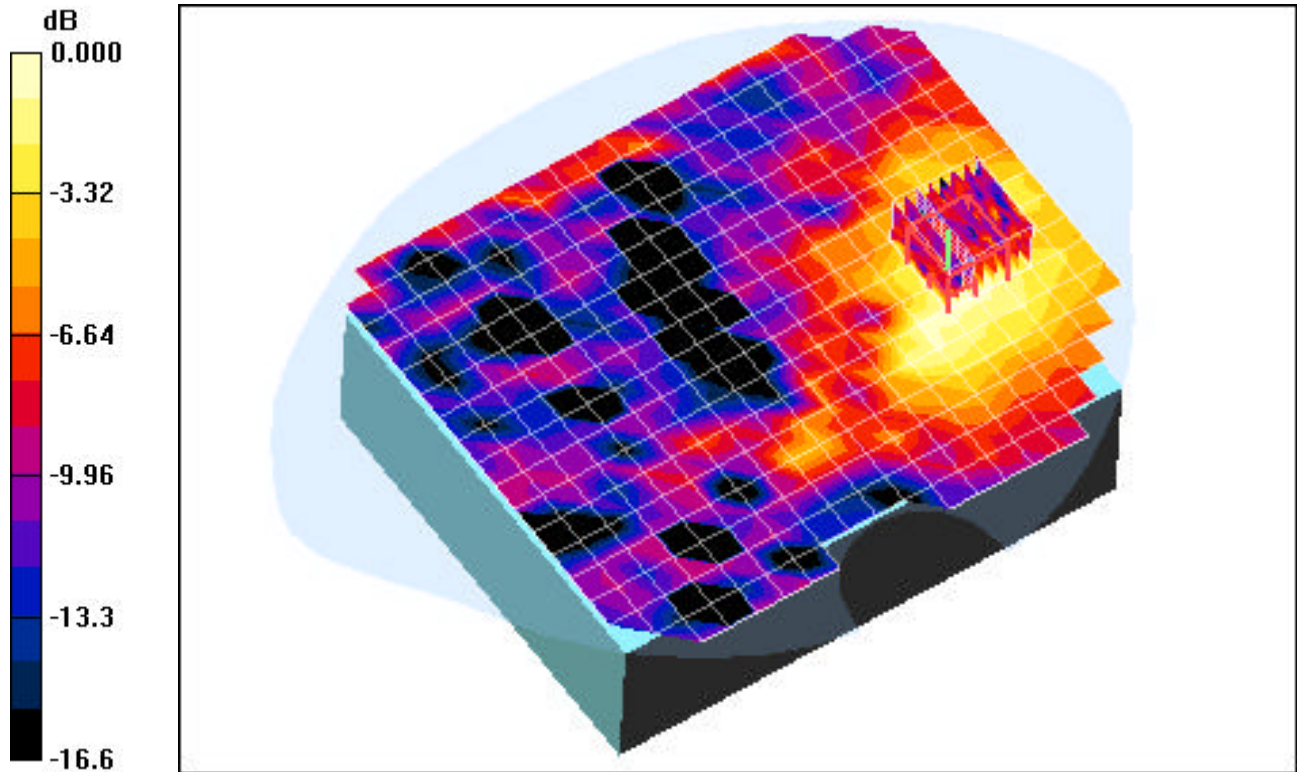
Area Scan (18x21x1): Measurement grid: dx=10mm, dy=10mm

Zoom Scan (8x8x8)/Cube 0: Measurement grid: dx=4.3mm, dy=4.3mm, dz=3mm

Reference Value = 4.62 V/m

Peak SAR (extrapolated) = 0.811 W/kg

SAR(1 g) = 0.103 mW/g; SAR(10 g) = 0.049 mW/g



0 dB = 0.129mW/g

PCTEST ENGINEERING LABORATORY, INC.

DUT: CF-U1; Type: Tablet PC with 802.11abgn, Bluetooth, GSM and WCDMA; SN: SAR 1

Communication System: IEEE 802.11n 5.5GHz Band; Frequency: 5510 MHz; Duty Cycle: 1:1

Medium: 5500 Muscle ($\sigma = 5.82$ mho/m, $\epsilon_r = 49.31$, $\rho = 1000$ kg/m³)

Phantom section: Flat Section; Space: 0.0 cm

Test Date: 08-12-2008; Ambient Temp: 23.6°C; Tissue Temp: 22.4°C

Probe: EX3DV4 - SN3561; ConvF(3.67, 3.67, 3.67); Calibrated: 8/30/2007

Sensor-Surface: 3mm (Mechanical Surface Detection)

Electronics: DAE4 Sn649; Calibrated: 1/30/2008

Phantom: SAM Main; Type: SAM 4.0; Serial: TP-1114

Measurement SW: DASYS4, V4.7 Build 71; Postprocessing SW: SEMCAD, V1.8 Build 172

Mode: IEEE 802.11n 5.5GHz, Body SAR, Tablet Position, Ch.102, 13.5Mbps

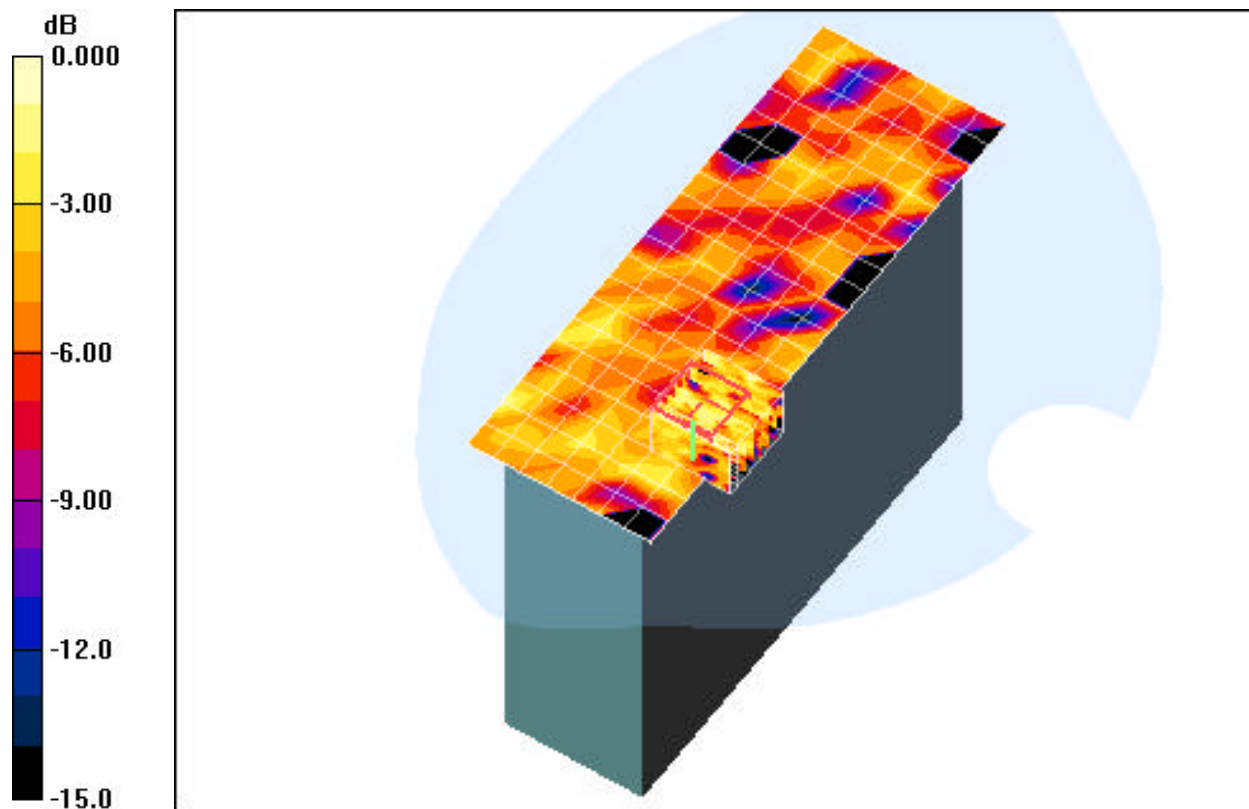
Area Scan (8x21x1): Measurement grid: dx=10mm, dy=10mm

Zoom Scan (8x8x8)/Cube 0: Measurement grid: dx=4.3mm, dy=4.3mm, dz=3mm

Reference Value = 2.09 V/m

Peak SAR (extrapolated) = 0.116 W/kg

SAR(1 g) = 0.022 mW/g; SAR(10 g) = 0.013 mW/g



0 dB = 0.076mW/g

PCTEST ENGINEERING LABORATORY, INC.

DUT: CF-U1; Type: Tablet PC with 802.11abgn, Bluetooth, GSM and WCDMA; SN: SAR 1

Communication System: IEEE 802.11a 5.8GHz Band; Frequency: 5745 MHz; Duty Cycle: 1:1

Medium: 5800 Muscle ($\sigma = 6.22$ mho/m, $\epsilon_r = 49.63$, $\rho = 1000$ kg/m³)

Phantom section: Flat Section; Space: 0.0 cm

Test Date: 08-12-2008; Ambient Temp: 23.8°C; Tissue Temp: 22.7°C

Probe: EX3DV4 - SN3561; ConvF(3.75, 3.75, 3.75); Calibrated: 8/30/2007

Sensor-Surface: 3mm (Mechanical Surface Detection)

Electronics: DAE4 Sn649; Calibrated: 1/30/2008

Phantom: SAM Main; Type: SAM 4.0; Serial: TP-1114

Measurement SW: DASY4, V4.7 Build 71; Postprocessing SW: SEMCAD, V1.8 Build 172

Mode: IEEE 802.11a 5.8GHz, Body SAR, Laptop Position, Low Ch, 6Mbps

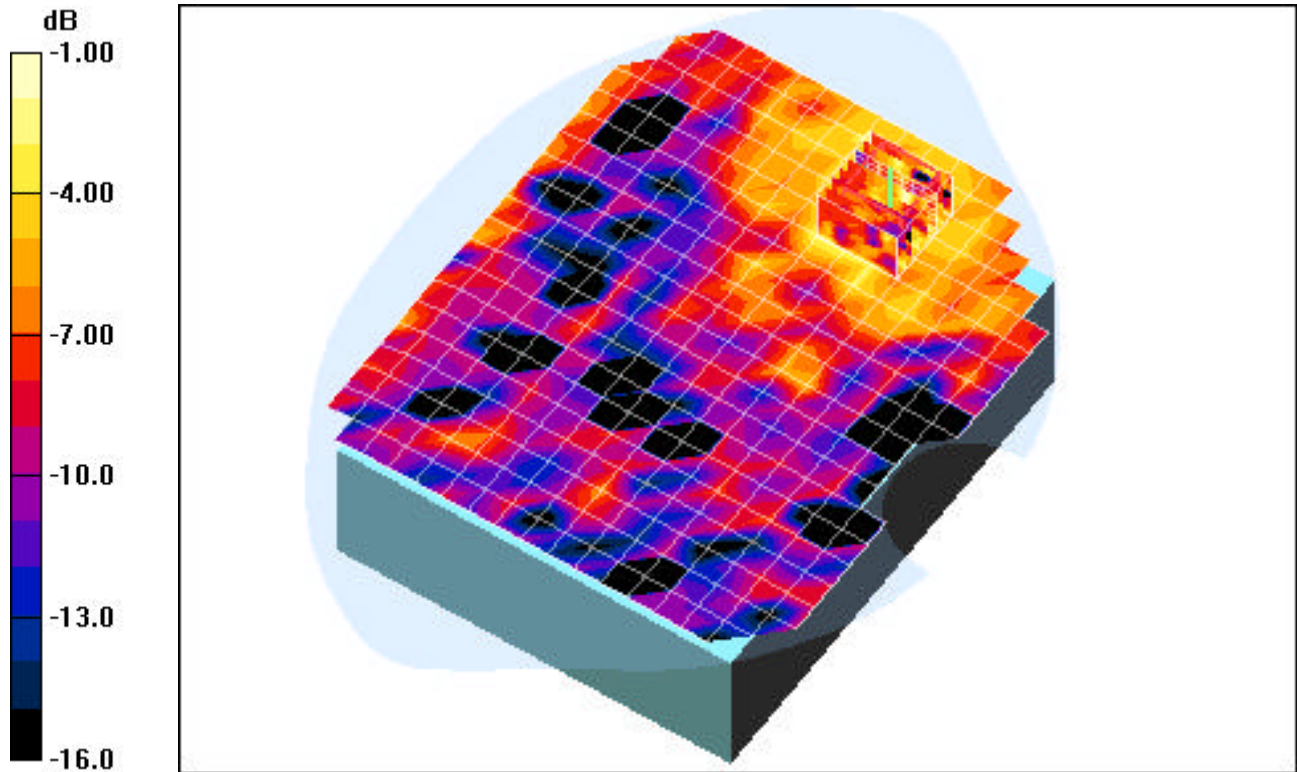
Area Scan (18x21x1): Measurement grid: dx=10mm, dy=10mm

Zoom Scan (8x8x8)/Cube 0: Measurement grid: dx=4.3mm, dy=4.3mm, dz=3mm

Reference Value = 3.81 V/m

Peak SAR (extrapolated) = 0.323 W/kg

SAR(1 g) = 0.064 mW/g; SAR(10 g) = 0.035 mW/g



0 dB = 0.104mW/g

PCTEST ENGINEERING LABORATORY, INC.

DUT: CF-U1; Type: Tablet PC with 802.11abgn, Bluetooth, GSM and WCDMA; SN: SAR 1

Communication System: IEEE 802.11a 5.8GHz Band; Frequency: 5745 MHz; Duty Cycle: 1:1

Medium: 5800 Muscle ($\sigma = 6.22$ mho/m, $\epsilon_r = 49.63$, $\rho = 1000$ kg/m³)

Phantom section: Flat Section; Space: 0.0 cm

Test Date: 08-12-2008; Ambient Temp: 23.8°C; Tissue Temp: 22.7°C

Probe: EX3DV4 - SN3561; ConvF(3.75, 3.75, 3.75); Calibrated: 8/30/2007

Sensor-Surface: 3mm (Mechanical Surface Detection)

Electronics: DAE4 Sn649; Calibrated: 1/30/2008

Phantom: SAM Main; Type: SAM 4.0; Serial: TP-1114

Measurement SW: DASY4, V4.7 Build 71; Postprocessing SW: SEMCAD, V1.8 Build 172

Mode: IEEE 802.11a 5.8GHz, Body SAR, Tablet Position, Low Ch, 6Mbps

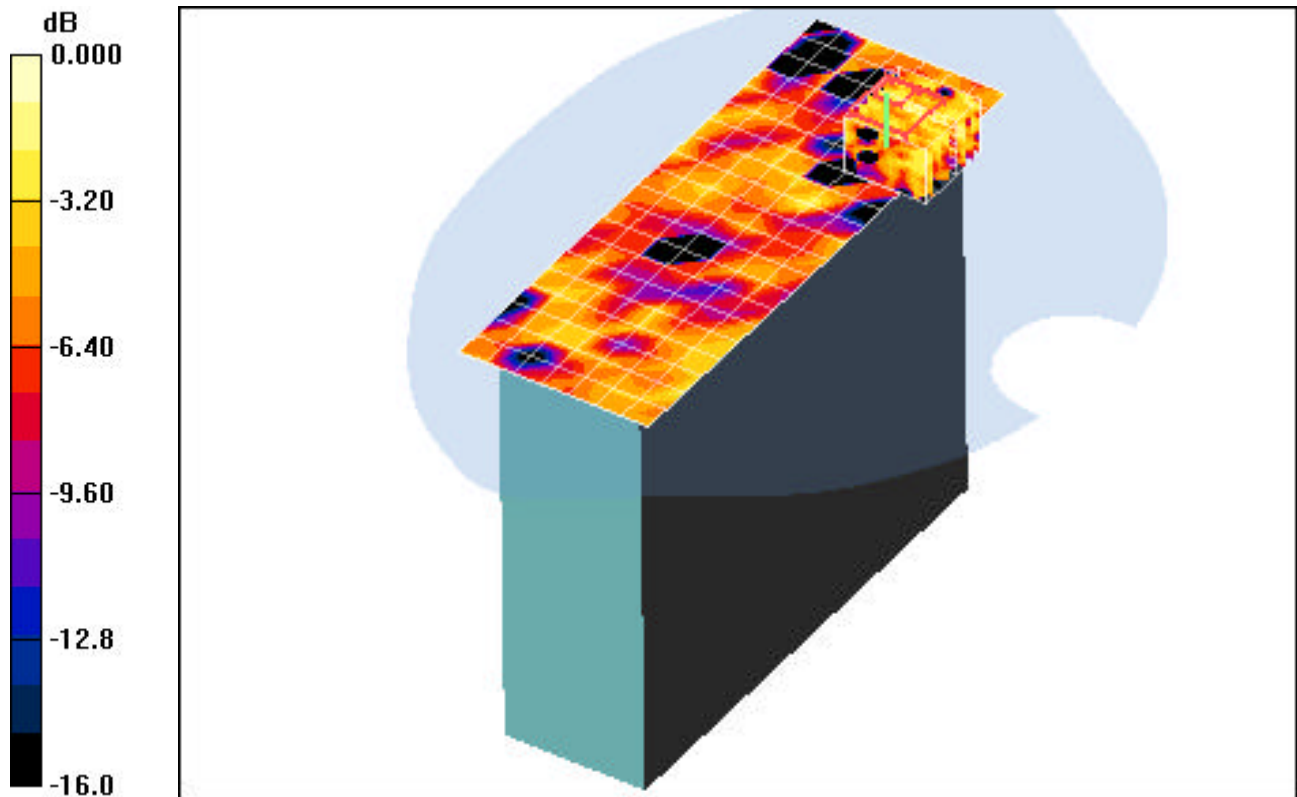
Area Scan (8x21x1): Measurement grid: dx=10mm, dy=10mm

Zoom Scan (8x8x8)/Cube 0: Measurement grid: dx=4.3mm, dy=4.3mm, dz=3mm

Reference Value = 1.13 V/m

Peak SAR (extrapolated) = 0.110 W/kg

SAR(1 g) = 0.020 mW/g; SAR(10 g) = 0.013 mW/g



0 dB = 0.042mW/g

PCTEST ENGINEERING LABORATORY, INC.

DUT: CF-U1; Type: Tablet PC with 802.11abgn, Bluetooth, GSM and WCDMA; SN: SAR 1

Communication System: IEEE 802.11n 5.8GHz Band; Frequency: 5795 MHz; Duty Cycle: 1:1

Medium: 5800 Muscle ($\sigma = 6.22$ mho/m, $\epsilon_r = 49.63$, $\rho = 1000$ kg/m³)

Phantom section: Flat Section; Space: 0.0 cm

Test Date: 08-12-2008; Ambient Temp: 23.8°C; Tissue Temp: 22.7°C

Probe: EX3DV4 - SN3561; ConvF(3.75, 3.75, 3.75); Calibrated: 8/30/2007

Sensor-Surface: 3mm (Mechanical Surface Detection)

Electronics: DAE4 Sn649; Calibrated: 1/30/2008

Phantom: SAM Main; Type: SAM 4.0; Serial: TP-1114

Measurement SW: DASY4, V4.7 Build 71; Postprocessing SW: SEMCAD, V1.8 Build 172

Mode: IEEE 802.11n 5.8GHz, Body SAR, Laptop Position, Ch.159, 13.5Mbps

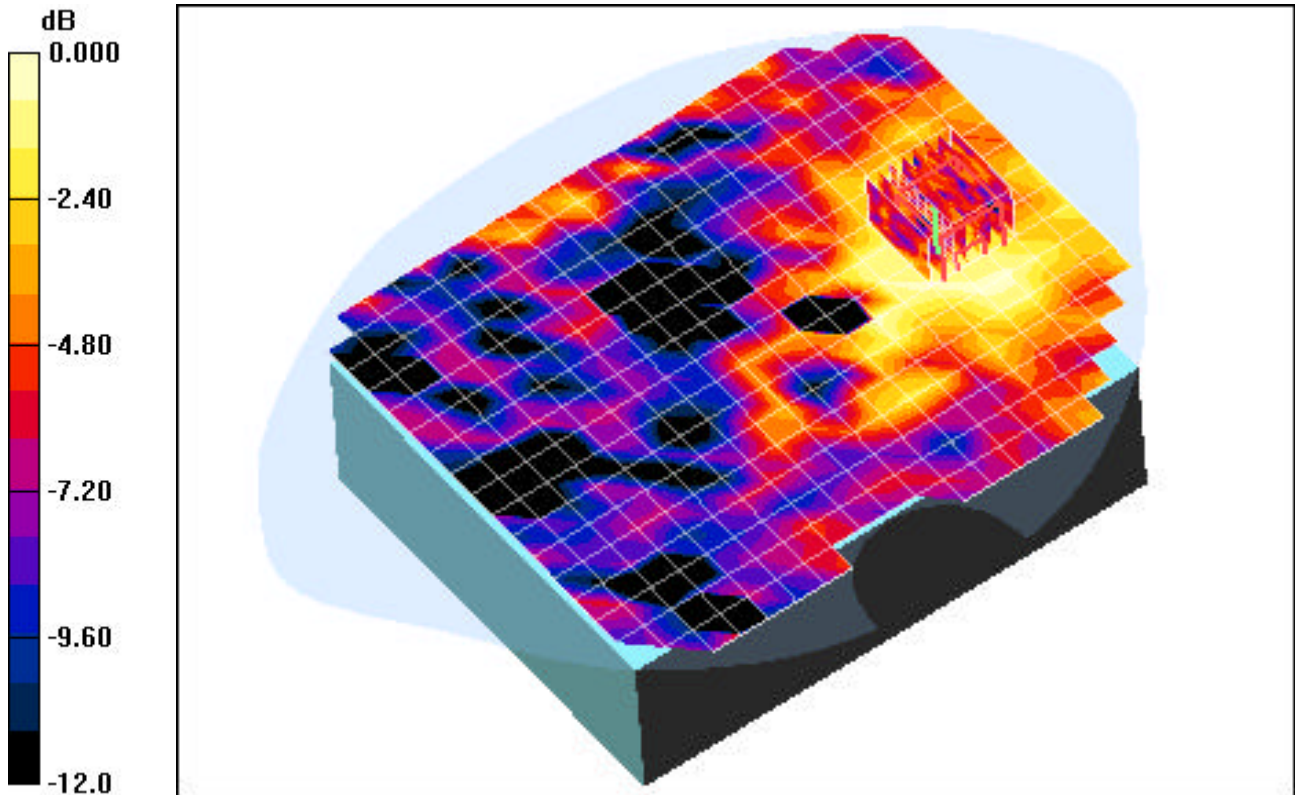
Area Scan (18x21x1): Measurement grid: dx=10mm, dy=10mm

Zoom Scan (8x8x8)/Cube 0: Measurement grid: dx=4.3mm, dy=4.3mm, dz=3mm

Reference Value = 2.88 V/m

Peak SAR (extrapolated) = 0.182 W/kg

SAR(1 g) = 0.044 mW/g; SAR(10 g) = 0.025 mW/g



0 dB = 0.068mW/g

PCTEST ENGINEERING LABORATORY, INC.

DUT: CF-U1; Type: Tablet PC with 802.11abgn, Bluetooth, GSM and WCDMA; SN: SAR 1

Communication System: IEEE 802.11n 5.8GHz Band; Frequency: 5755 MHz; Duty Cycle: 1:1

Medium: 5800 Muscle ($\sigma = 6.22$ mho/m, $\epsilon_r = 49.63$, $\rho = 1000$ kg/m³)

Phantom section: Flat Section; Space: 0.0 cm

Test Date: 08-12-2008; Ambient Temp: 23.8°C; Tissue Temp: 22.7°C

Probe: EX3DV4 - SN3561; ConvF(3.81, 3.81, 3.81); Calibrated: 8/30/2007

Sensor-Surface: 3mm (Mechanical Surface Detection)

Electronics: DAE4 Sn649; Calibrated: 1/30/2008

Phantom: SAM Main; Type: SAM 4.0; Serial: TP-1114

Measurement SW: DASY4, V4.7 Build 71; Postprocessing SW: SEMCAD, V1.8 Build 172

Mode: IEEE 802.11n 5.8GHz, Body SAR, Tablet Position, Ch.151, 13.5Mbps

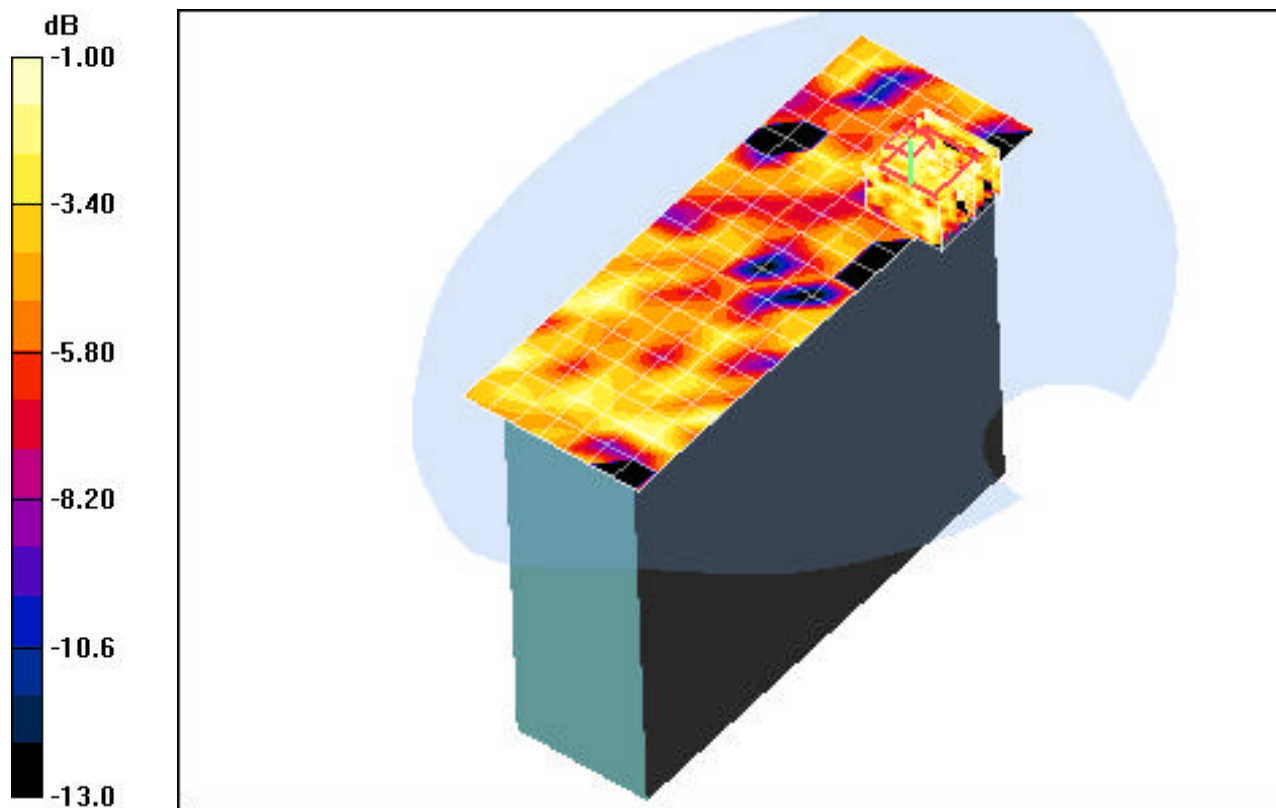
Area Scan (8x21x1): Measurement grid: dx=10mm, dy=10mm

Zoom Scan (8x8x8)/Cube 0: Measurement grid: dx=4.3mm, dy=4.3mm, dz=3mm

Reference Value = 1.55 V/m

Peak SAR (extrapolated) = 0.047 W/kg

SAR(1 g) = 0.021 mW/g; SAR(10 g) = 0.00982 mW/g



0 dB = 0.032mW/g

PCTEST ENGINEERING LABORATORY, INC.

DUT: CF-U1; Type: Tablet PC with 802.11abgn, Bluetooth, 850/1900 GSM-GPRS/WCDMA, Cellular/PCS CDMA and EVDO; SN: 8HKSA01176

Communication System: GSM850 GPRS; 2 Tx slots; Frequency: 836.6 MHz; Duty Cycle: 1:4.15
Medium: 835 Muscle ($\sigma = 0.96$ mho/m, $\epsilon_r = 53.42$, $\rho = 1000$ kg/m³)
Phantom section: Flat Section; Space: 0.0 cm

Test Date: 02-09-2009; Ambient Temp: 23.8°C; Tissue Temp: 22.5°C

Probe: EX3DV4 - SN3561; ConvF(8.13, 8.13, 8.13); Calibrated: 8/26/2008

Sensor-Surface: 3mm (Mechanical Surface Detection)

Electronics: DAE4 Sn649; Calibrated: 1/21/2009

Phantom: SAM Main; Type: SAM 4.0; Serial: TP-1114

Measurement SW: DASY4, V4.7 Build 71; Postprocessing SW: SEMCAD, V1.8 Build 172

Mode: GSM850 GPRS, Body SAR, Tablet Position, Left Side, Mid Ch, 2Tx Slot

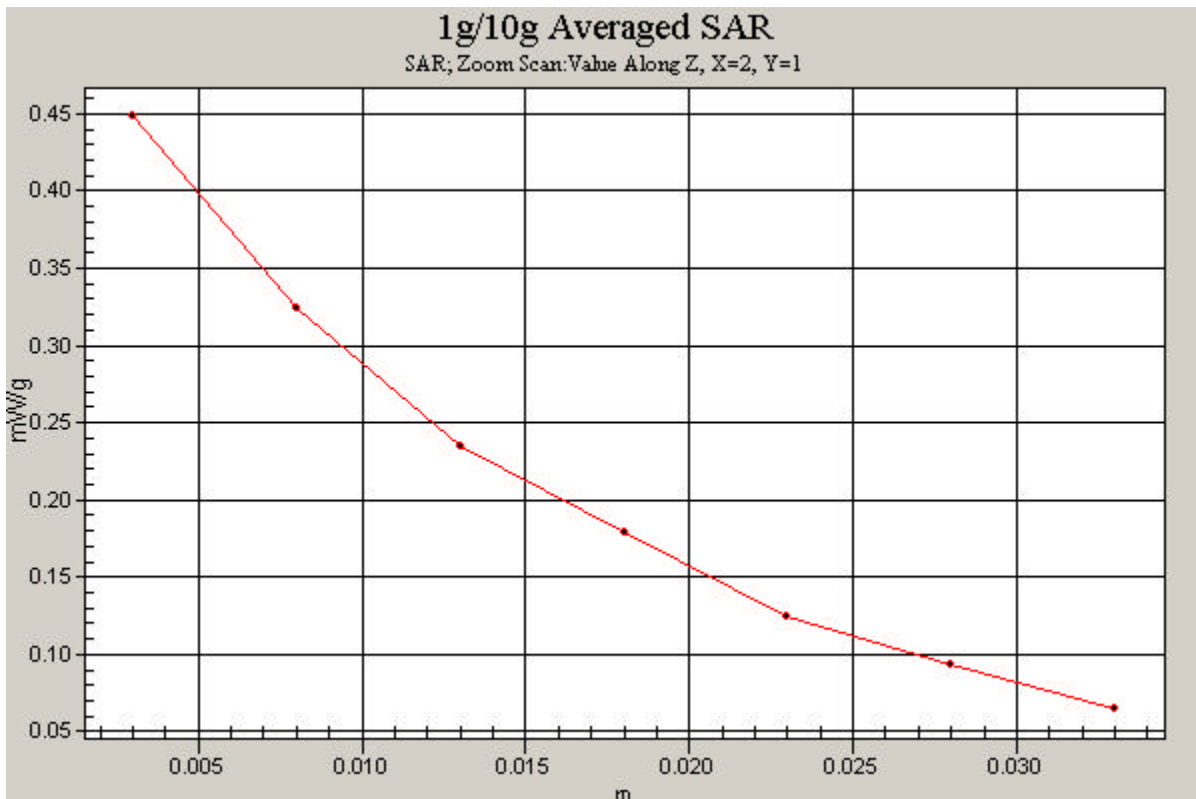
Area Scan (7x13x1): Measurement grid: dx=15mm, dy=15mm

Zoom Scan (5x5x7)/Cube 0: Measurement grid: dx=8mm, dy=8mm, dz=5mm

Reference Value = 21.1 V/m

Peak SAR (extrapolated) = 0.540 W/kg

SAR(1 g) = 0.394 mW/g; SAR(10 g) = 0.275 mW/g



PCTEST ENGINEERING LABORATORY, INC.

DUT: CF-U1; Type: Tablet PC with 802.11abgn, Bluetooth, 850/1900 GSM-GPRS/WCDMA, Cellular/PCS CDMA and EVDO; SN: 8HKSA01176

Communication System: WCDMA1900; Frequency: 1907.6 MHz; Duty Cycle: 1:1
Medium: 1900 Muscle ($\sigma = 1.53$ mho/m, $\epsilon_r = 53.44$, $\rho = 1000$ kg/m³)
Phantom section: Flat Section; Space: 0.0 cm

Test Date: 02-19-2009; Ambient Temp: 23.6°C; Tissue Temp: 22.3°C

Probe: EX3DV4 - SN3561; ConvF(6.7, 6.7, 6.7); Calibrated: 8/26/2008

Sensor-Surface: 3mm (Mechanical Surface Detection)

Electronics: DAE4 Sn649; Calibrated: 1/21/2009

Phantom: SAM Main; Type: SAM 4.0; Serial: TP-1114

Measurement SW: DASY4, V4.7 Build 71; Postprocessing SW: SEMCAD, V1.8 Build 172

Mode: WCDMA1900, Body SAR, Tablet Position, Left Side, Mid Ch, HSDPA Inactive

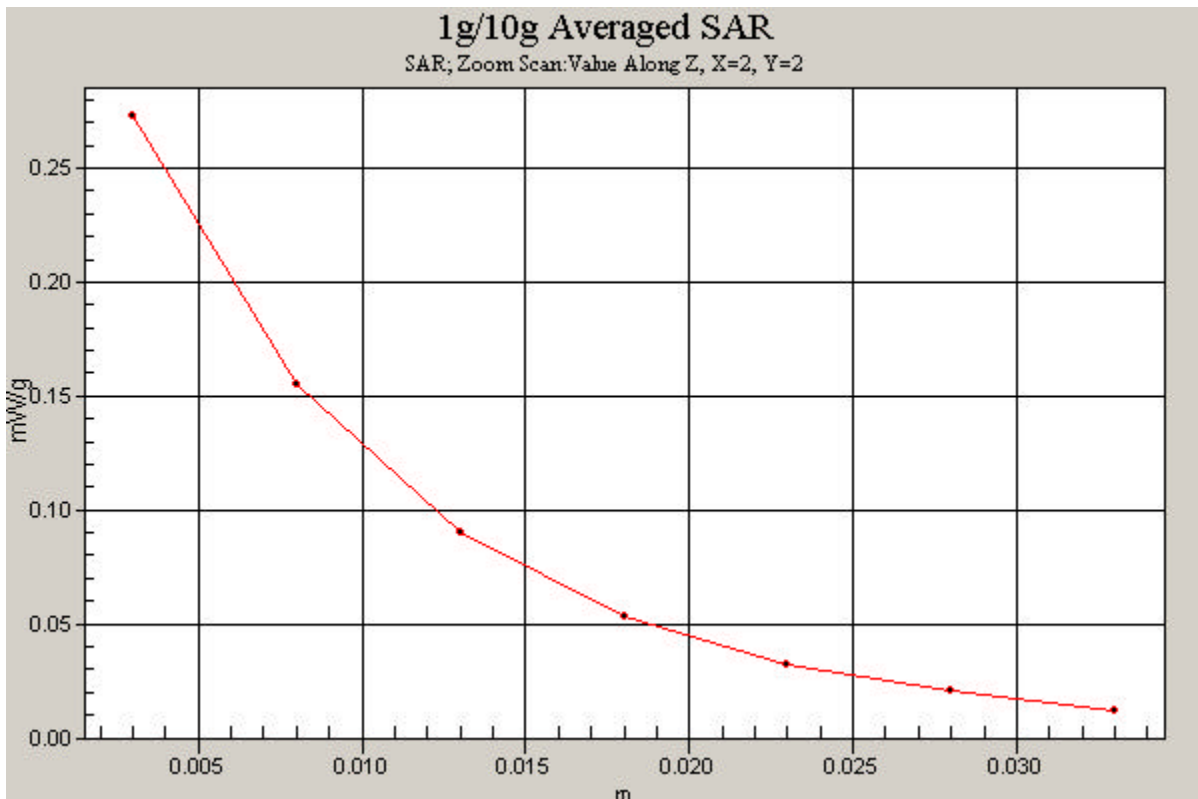
Area Scan (7x13x1): Measurement grid: dx=15mm, dy=15mm

Zoom Scan (5x5x7)/Cube 0: Measurement grid: dx=8mm, dy=8mm, dz=5mm

Reference Value = 6.34 V/m

Peak SAR (extrapolated) = 0.380 W/kg

SAR(1 g) = 0.220 mW/g; SAR(10 g) = 0.126 mW/g



PCTEST ENGINEERING LABORATORY, INC.

DUT: CF-U1; Type: Tablet PC with 802.11abgn, Bluetooth, GSM and WCDMA; SN: SAR 1

Communication System: IEEE 802.11b; Frequency: 2437 MHz; Duty Cycle: 1:1

Medium: 2450 Muscle ($\sigma = 1.93$ mho/m, $\epsilon_r = 51.84$, $\rho = 1000$ kg/m³)

Phantom section: Flat Section; Space: 0.0 cm

Test Date: 08-11-2008; Ambient Temp: 23.9°C; Tissue Temp: 22.6°C

Probe: EX3DV4 - SN3561; ConvF(6.15, 6.15, 6.15); Calibrated: 8/30/2007

Sensor-Surface: 3mm (Mechanical Surface Detection)

Electronics: DAE4 Sn649; Calibrated: 1/30/2008

Phantom: SAM Main; Type: SAM 4.0; Serial: TP-1114

Measurement SW: DASY4, V4.7 Build 71; Postprocessing SW: SEMCAD, V1.8 Build 172

Mode: IEEE 802.11b, Body SAR, Laptop Position, Mid Ch, 1Mbps

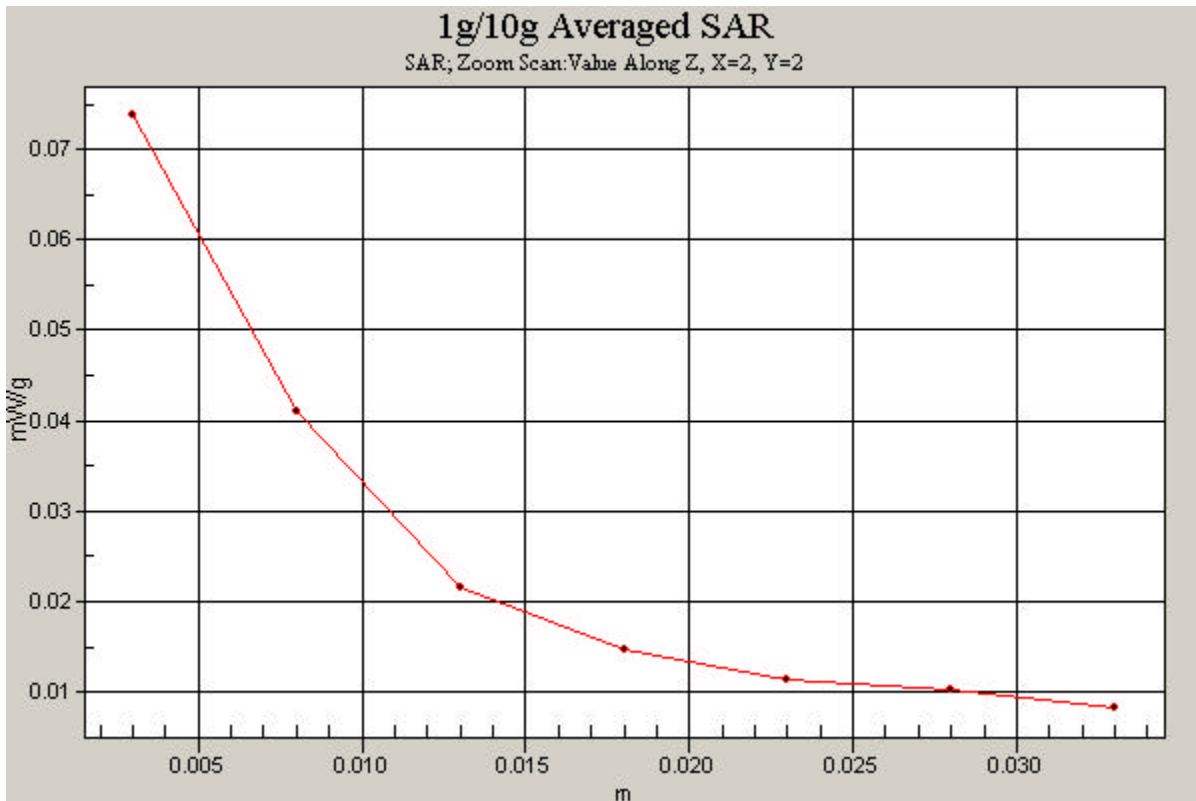
Area Scan (13x15x1): Measurement grid: dx=15mm, dy=15mm

Zoom Scan (5x5x7)/Cube 0: Measurement grid: dx=8mm, dy=8mm, dz=5mm

Reference Value = 6.08 V/m

Peak SAR (extrapolated) = 0.120 W/kg

SAR(1 g) = 0.061 mW/g; SAR(10 g) = 0.034 mW/g



PCTEST ENGINEERING LABORATORY, INC.

DUT: CF-U1; Type: Tablet PC with 802.11abgn, Bluetooth, GSM and WCDMA; SN: SAR 1

Communication System: IEEE 802.11n; Frequency: 5190 MHz; Duty Cycle: 1:1

Medium: 5300 Muscle ($\sigma = 5.41$ mho/m, $\epsilon_r = 49.81$, $\rho = 1000$ kg/m³)

Phantom section: Flat Section; Space: 0.0 cm

Test Date: 08-11-2008; Ambient Temp: 23.9°C; Tissue Temp: 22.7°C

Probe: EX3DV4 - SN3561; ConvF(3.83, 3.83, 3.83); Calibrated: 8/30/2007

Sensor-Surface: 3mm (Mechanical Surface Detection)

Electronics: DAE4 Sn649; Calibrated: 1/30/2008

Phantom: SAM Main; Type: SAM 4.0; Serial: TP-1114

Measurement SW: DASY4, V4.7 Build 53; Postprocessing SW: SEMCAD, V1.8 Build 172

Mode: IEEE 802.11n 5.2GHz, Body SAR, Laptop Position, Ch.38, 13.5Mbps

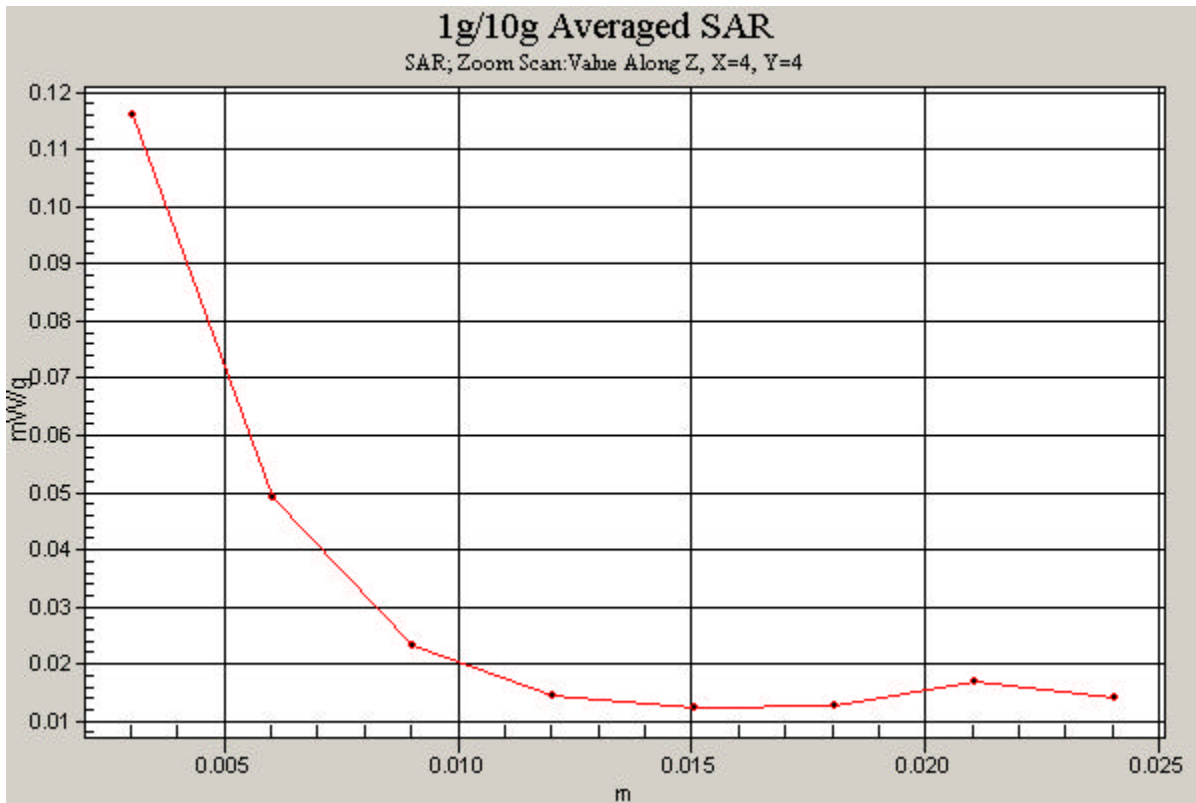
Area Scan (18x21x1): Measurement grid: dx=10mm, dy=10mm

Zoom Scan (8x8x8)/Cube 0: Measurement grid: dx=4.3mm, dy=4.3mm, dz=3mm

Reference Value = 4.15 V/m

Peak SAR (extrapolated) = 0.464 W/kg

SAR(1 g) = 0.093 mW/g; SAR(10 g) = 0.046 mW/g



PCTEST ENGINEERING LABORATORY, INC.

DUT: CF-U1; Type: Tablet PC with 802.11abgn, Bluetooth, GSM and WCDMA; SN: SAR 1

Communication System: IEEE 802.11a 5.5GHz Band; Frequency: 5600 MHz; Duty Cycle: 1:1

Medium: 5500 Muscle ($\sigma = 5.82$ mho/m, $\epsilon_r = 49.31$, $\rho = 1000$ kg/m³)

Phantom section: Flat Section; Space: 0.0 cm

Test Date: 08-12-2008; Ambient Temp: 23.6°C; Tissue Temp: 22.4°C

Probe: EX3DV4 - SN3561; ConvF(3.81, 3.81, 3.81); Calibrated: 8/30/2007

Sensor-Surface: 3mm (Mechanical Surface Detection)

Electronics: DAE4 Sn649; Calibrated: 1/30/2008

Phantom: SAM Main; Type: SAM 4.0; Serial: TP-1114

Measurement SW: DASY4, V4.7 Build 71; Postprocessing SW: SEMCAD, V1.8 Build 172

Mode: IEEE 802.11a 5.5GHz, Body SAR, Laptop Position, Ch.120, 6Mbps

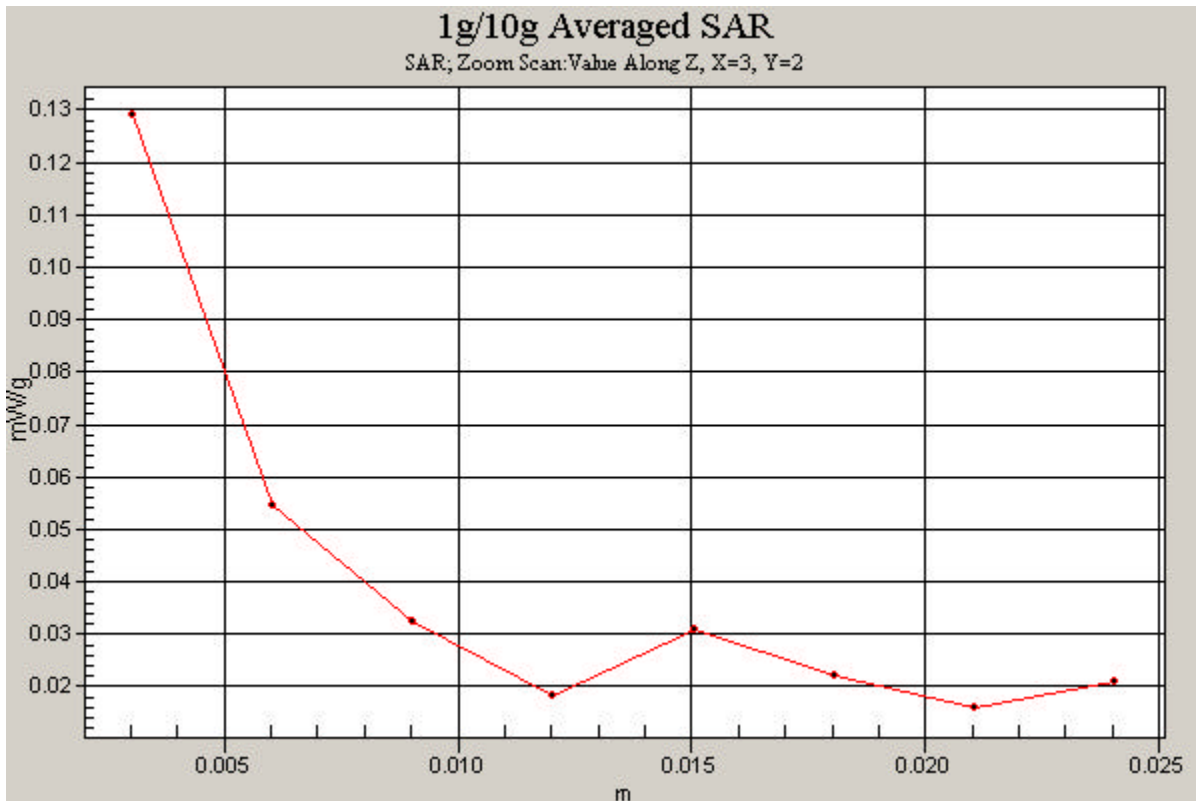
Area Scan (18x21x1): Measurement grid: dx=10mm, dy=10mm

Zoom Scan (8x8x8)/Cube 0: Measurement grid: dx=4.3mm, dy=4.3mm, dz=3mm

Reference Value = 4.63 V/m

Peak SAR (extrapolated) = 0.813 W/kg

SAR(1 g) = 0.104 mW/g; SAR(10 g) = 0.049 mW/g



PCTEST ENGINEERING LABORATORY, INC.

DUT: 5GHz SAR Validation Dipole; Type: D5GHzV2; Serial: 1007

Communication System: CW; Frequency: 5800 MHz; Duty Cycle: 1:1

Medium: 5800 Muscle ($\sigma = 6.22$ mho/m, $\epsilon_r = 49.63$, $\rho = 1000$ kg/m³)

Phantom section: Flat Section; Space: 1.0 cm

Test Date: 08-12-2008; Ambient Temp: 23.8°C; Tissue Temp: 22.7°C

Probe: EX3DV4 - SN3561; ConvF(3.75, 3.75, 3.75); Calibrated: 8/30/2007

Sensor-Surface: 3mm (Mechanical Surface Detection)

Electronics: DAE4 Sn649; Calibrated: 1/30/2008

Phantom: SAM Main; Type: SAM 4.0; Serial: TP-1114

Measurement SW: DASY4, V4.7 Build 71; Postprocessing SW: SEMCAD, V1.8 Build 172

5800MHz Dipole Validation

Area Scan (7x9x1): Measurement grid: dx=10mm, dy=10mm

Zoom Scan (8x8x8)/Cube 0: Measurement grid: dx=4.3mm, dy=4.3mm, dz=3mm

Input Power = 20.0 dBm (100 mW)

SAR(1 g) = 7.04 mW/g; SAR(10 g) = 1.93 mW/g

Deviation = 4.61 %

