



PCTEST ENGINEERING LABORATORY, INC.

6660-B Dobbin Road, Columbia, MD 21045 USA
Tel. 410.290.6652 / Fax 410.290.6554
<http://www.pctestlab.com>



RF EXPOSURE EVALUATION (MAXIMUM PERMISSIBLE EXPOSURE)

Applicant Name:
Panasonic Corporation of North America
One Panasonic Way, 4B-8
Secaucus, NJ 07094
United States

Date of Testing:
September 17, 2008
Test Site/Location:
PCTEST Lab, Columbia, MD, USA
Test Report Serial No.:
0808271206-R1.ACJ

FCC ID:	ACJ9TGCF-309
APPLICANT:	Panasonic Corporation of North America


EUT Type: Toughbook Model: CF-30
FCC Rule Part(s): FCC Part 1 (§1.1310) and Part 2 (§2.1091)
FCC Classification: PCS Licensed Transmitter (PCB)
Test Procedure: OET Bulletin 65

The device bearing the FCC Identifier specified above has been shown to comply with the applicable technical standards as indicated in the measurement report and has been tested in accordance with the measurement procedures specified in FCC OET Bulletin 65 (See Test Report). These measurements were performed with no deviation from the standards.

I authorize and attest to the accuracy of data. All measurements reported herein were performed by me or were made under my supervision and are correct to the best of my knowledge and belief. I assume full responsibility for the completeness of these measurements and vouch for the qualifications of all persons taking them.

*** This revised test report (S/N: 0808271206-R1.ACJ) supersedes and replaces the previously issued test report on the same subject EUT for the same type of testing as indicated. Please discard or destroy the previously issued test report (S/N:0808271206.ACJ) and dispose of it accordingly.**

PCTEST certifies that no party to this application has been denied the FCC benefits pursuant to Section 5301 of the Anti-Drug Abuse Act of 1988, 21 U.S.C. 862.


Randy Ortanez
President







FCC ID: ACJ9TGCF-309		MAXIMUM PERMISSIBLE EXPOSURE (MPE) DATA REPORT		Reviewed by: Quality Manager
Test Report S/N: 0808271206-R1.ACJ	Test Dates: September 17, 2008	EUT Type: Toughbook Model: CF-30		Page 1 of 8

TABLE OF CONTENTS

1.0	RF EXPOSURE EVALUATION – MAXIMUM PERMISSIBLE EXPOSURE (MPE).....	3
1.1	INTRODUCTION	3
1.2	EUT DESCRIPTION	3
1.3	MPE REQUIREMENTS OVERVIEW	4
1.4	PROCEDURE	5
1.5	SUMMARY OF RESULTS	7
2.0	CONCLUSION.....	8

FCC ID: ACJ9TGCF-309		MAXIMUM PERMISSIBLE EXPOSURE (MPE) DATA REPORT		Reviewed by: Quality Manager
Test Report S/N: 0808271206-R1.ACJ	Test Dates: September 17, 2008	EUT Type: Toughbook Model: CF-30		Page 2 of 8

1.0 RF EXPOSURE EVALUATION – MAXIMUM PERMISSIBLE EXPOSURE (MPE)

1.1 Introduction

This document is prepared on behalf of Panasonic Corporation of North America to show compliance with the RF Exposure requirements as required in §1.1310 of the FCC Rules and Regulations and Health Code 6 of Industry Canada.

The limit for Maximum Permissible Exposure (MPE), specified in FCC §1.1310, is listed in Table 1-1. According to FCC §1.1310 and RSS-102: the criteria listed in the following table shall be used to evaluate the environmental impact of human exposure to radio-frequency (RF) radiation as specified in §1.1307(b).

Frequency Range (MHz)	Electric Field Strength (V/m)	Magnetic Field Strength (A/m)	Power Density (mW/cm ²)	Average Time (Minutes)
(A) Limits For Occupational / Control Exposures (f = frequency)				
30-300	61.4	0.163	1.0	6
300-1500	f/300	6
1500-100,000	5.0	6
(B) Limits For General Population / Uncontrolled Exposure (f = frequency)				
30-300	27.5	0.073	0.2	30
300-1500	f/1500	30
1500-100,000	1.0	30

Table 1-1. Limits for Maximum Permissible Exposure (MPE)

1.2 EUT Description



The Panasonic Model: CF-30 is a Toughbook containing Qualcomm GSM/EDGE/WCDMA/CDMA, Intel PRO/Wireless WLAN, and Alps Bluetooth modules. For this RF exposure evaluation, all modules are subject to a mobile condition and the data found in this report contains RF exposure information pertaining to all modules. This device is also capable of transmitting in the 2.4GHz band with a 5dBi antenna while docked into a vehicle mount. The internal antenna gains listed below were used for this MPE evaluation.

EUT:

Model: CF-30
 Grantee: Panasonic Corporation of North America
 FCC ID: ACJ9TGCF-309

Max Internal Antenna Gains

Qualcomm Module: -0.02dBi(850MHz), 0.10 dBi(1900MHz)
 Intel Module: 0.94dBi (2.4GHz), 0.17dBi (5150-5350MHz), -0.07dBi (5470-5825MHz)

FCC ID: ACJ9TGCF-309		MAXIMUM PERMISSIBLE EXPOSURE (MPE) DATA REPORT		Reviewed by: Quality Manager
Test Report S/N: 0808271206-R1.ACJ	Test Dates: September 17, 2008	EUT Type: Toughbook Model: CF-30	Page 3 of 8	

1.3 MPE Requirements Overview



Three different categories of transmitters are defined by the FCC in OET Bulletin 65. These categories are fixed installation, mobile, and portable and are defined as follows:

- **Fixed Installations:** fixed location means that the device, including its antenna, is physically secured at a permanent location and is not able to be easily moved to another location. Additionally, distance to humans from the antenna is maintained to at least 2 meters.
- **Mobile Devices:** a mobile device is defined as a transmitting device designed to be used in other than fixed locations and to be generally used in such a way that a separation distance of at least 20 centimeters is normally maintained between the transmitter's radiating structures and the body of the user or nearby persons. Transmitters designed to be used by consumers or workers that can be easily re-located, such as a wireless modem operating in a laptop computer, are considered mobile devices if they meet the 20 centimeter separation requirement. The FCC rules for evaluating mobile devices for RF compliance are found in 47 CFR §2.1091.
- **Portable Devices:** a portable device is defined as a transmitting device designed to be used so that the radiating structure(s) of the device is/are within 20 centimeters of the body of the user. Portable device requirements are found in Section 2.1093 of the FCC's Rules (47 CFR§2.1093).

The FCC also categorizes the use of the device as based upon the user's awareness and ability to exercise control over his or her exposure. The two categories defined are Occupational/ Controlled Exposure and General Population/Uncontrolled Exposure. These two categories are defined as follows:

- **Occupational/Controlled Exposure:** In general, occupational/controlled exposure limits are applicable to situations in which persons are exposed as a consequence of their employment, who have been made fully aware of the potential for exposure and can exercise control over their exposure. This exposure category is also applicable when the exposure is of a transient nature due to incidental passage through a location where the exposure levels may be higher than the general population/uncontrolled limits, but the exposed person is fully aware of the potential for exposure and can exercise control over his or her exposure by leaving the area or by some other appropriate means. Awareness of the potential for RF exposure in a workplace or similar environment can be provided through specific training as part of a RF safety program. If appropriate, warning signs and labels can also be used to establish such awareness by providing prominent information on the risk of potential exposure and instructions on methods to minimize such exposure risks.
- **General Population/Uncontrolled Exposure:** The general population / uncontrolled exposure limits are applicable to situations in which the general public may be exposed or in which persons who are exposed as a consequence of their employment may not be made fully aware of the potential for exposure or cannot exercise control over their exposure. Members of the general public would come under this category when exposure is not employment-related; for example, in the case of a wireless transmitter that exposes persons in its vicinity. Warning labels placed on low-power consumer devices such as cellular telephones are not considered sufficient to allow the device to be considered under the occupational/controlled category, and the general population/uncontrolled exposure limits apply to these devices.

The Panasonic Toughbook Model: CF-30 FCC ID: ACJ9TGCF-309 is evaluated to the Mobile Device requirements and is considered a device to be used by the General Population/Uncontrolled Exposure.

FCC ID: ACJ9TGCF-309		MAXIMUM PERMISSIBLE EXPOSURE (MPE) DATA REPORT		Reviewed by: Quality Manager
Test Report S/N: 0808271206-R1.ACJ	Test Dates: September 17, 2008	EUT Type: Toughbook Model: CF-30		Page 4 of 8

1.4 Procedure

The power generated by each transmitter used in this product was initially measured by a power meter and the powers were recorded. Through use of the Friis transmission formula and knowledge of the maximum antenna gain to be used, the maximum theoretical power density level is calculated for each transmitter at a distance of 20cm.

Friis Transmission Formula

Friis transmission formula: $P_d = \text{EIRP} / (4\pi r^2) = (P_{\text{out}} \times G) / (4\pi r^2)$

Where,

P_d = Power Density (mW/cm²)

P_{out} = output power to antenna (mW)

G = gain of antenna in linear scale

EIRP = $P_{\text{out}} \times G$

π = 3.1416

r = distance between observation point and center of the radiator (cm)

Calculated MPE

The highest conducted RF power measured in each band was used to determine the RF exposure from this device. The power density limit for General Population/Uncontrolled Exposure at each frequency is determined based on the information in Table 1-1.

Frequency	824.2 MHz	
Limit	0.549 mW/cm ²	
Distance (cm), R =	20 cm	
Power (dBm), P =	32.98 dBm	1986.09 mW
TX Ant Gain (dBi), G =	-0.02 dBi	
Power Density (S) =	0.393 mW/cm ²	(at 20cm)
Minimum Distance =	16.9 cm	



Table 1-2. Calculated MPE Data for Cellular Band with Internal Antenna

Frequency:	1880 MHz	
Limit:	1.000 mW/cm ²	
Distance (cm), R =	20 cm	
Power (dBm), P =	29.47 dBm	885.12 mW
TX Ant Gain (dBi), G =	0.1 dBi	
Power Density (S) =	0.1802 mW/cm ²	(at 20cm)
Minimum Distance =	8.5 cm	

Table 1-3. Calculated MPE Data for PCS Band with Internal Antenna

Frequency	2437 MHz	
Limit	1.000 mW/cm ²	
Distance (cm), R =	20 cm	
Power (dBm), P =	15.31 dBm	33.96 mW
TX Ant Gain (dB), G =	0.94 dBi	
Power Density (S) =	0.008 mW/cm ²	(at 20cm)
Minimum Distance =	1.8 cm	

Table 1-4. Calculated MPE for 802.11b/g Mode with Internal Antenna

FCC ID: ACJ9TGCF-309		MAXIMUM PERMISSIBLE EXPOSURE (MPE) DATA REPORT		Reviewed by: Quality Manager
Test Report S/N: 0808271206-R1.ACJ	Test Dates: September 17, 2008	EUT Type: Toughbook Model: CF-30		Page 5 of 8

Frequency	5745 MHz	
Limit	1.000 mW/cm ²	
Distance (cm), R =	20 cm	
Power (dBm), P =	13.46 dBm	22.18 mW
TX Ant Gain (dB), G =	-0.07 dBi	
Power Density (S) =	0.004 mW/cm ²	(at 20cm)
Minimum Distance =	1.3 cm	

Table 1-5. Calculated MPE for 802.11a Mode with Internal Antenna

Frequency	5240 MHz	
Limit	1.000 mW/cm ²	
Distance (cm), R =	20 cm	
Power (dBm), P =	13.88 dBm	24.43 mW
TX Ant Gain (dB), G =	0.17 dBi	
Power Density (S) =	0.005 mW/cm ²	(at 20cm)
Minimum Distance =	1.4 cm	

Table 1-6. Calculated MPE for UNII-I Band with Internal Antenna

Frequency	5260 MHz	
Limit	1.000 mW/cm ²	
Distance (cm), R =	20 cm	
Power (dBm), P =	13.62 dBm	23.01 mW
TX Ant Gain (dB), G =	0.17 dBi	
Power Density (S) =	0.005 mW/cm ²	(at 20cm)
Minimum Distance =	1.4 cm	



Table 1-7. Calculated MPE for UNII-II Band with Internal Antenna

Frequency	5670 MHz	
Limit	1.000 mW/cm ²	
Distance (cm), R =	20 cm	
Power (dBm), P =	13.61 dBm	22.96 mW
TX Ant Gain (dB), G =	-0.07 dBi	
Power Density (S) =	0.004 mW/cm ²	(at 20cm)
Minimum Distance =	1.3 cm	

Table 1-8. Calculated MPE for UNII-III Band with Internal Antenna

Frequency	2437 MHz	
Limit	1.000 mW/cm ²	
Distance (cm), R =	20 cm	
Power (dBm), P =	15.31 dBm	33.96 mW
TX Ant Gain (dB), G =	5 dBi	
Power Density (S) =	0.021 mW/cm ²	(at 20cm)
Minimum Distance =	2.9 cm	

Table 1-9. Calculated MPE for 802.11b/g Mode with External Antenna

FCC ID: ACJ9TGCF-309		MAXIMUM PERMISSIBLE EXPOSURE (MPE) DATA REPORT		Reviewed by: Quality Manager
Test Report S/N: 0808271206-R1.ACJ	Test Dates: September 17, 2008	EUT Type: Toughbook Model: CF-30		Page 6 of 8

Frequency	824.2 MHz	
Limit	0.549 mW/cm ²	
Distance (cm), R =	20 cm	
Power (dBm), P =	32.98 dBm	1986.09 mW
TX Ant Gain (dB), G =	1.43 dBi	
Power Density (S) =	0.549 mW/cm ²	(at 20cm)
Minimum Distance =	20.0 cm	

Table 1-10. Calculated MPE for Cellular Band with External Antenna



Frequency	1880 MHz	
Limit	1.000 mW/cm ²	
Distance (cm), R =	20 cm	
Power (dBm), P =	29.47 dBm	885.12 mW
TX Ant Gain (dB), G =	3.53 dBi	
Power Density (S) =	0.397 mW/cm ²	(at 20cm)
Minimum Distance =	12.6 cm	

Table 1-11. Calculated MPE for PCS Band with External Antenna

1.5 Summary of Results



Frequency Band [MHz]	Maximum Antenna Gain [dBi]	Configuration	MPE at 20cm (mW/cm ²)	Test Result
824.2 – 848.8	-0.02	Standalone	0.393	PASS
1850.2 – 1909.8	0.10	Standalone	0.1802	PASS
2412 – 2462	0.94	Standalone	0.008	PASS
5745 – 5825	-0.07	Standalone	0.004	PASS
5180 – 5240	0.17	Standalone	0.005	PASS
5260 - 5320	0.17	Standalone	0.005	PASS
5500 – 5700	-0.07	Standalone	0.004	PASS
2412 – 2462	5.0	Vehicle Mount	0.021	PASS
824.2 – 848.8	1.43	Vehicle Mount	0.549	PASS
1850.2 – 1909.8	3.53	Vehicle Mount	0.397	PASS

Table 1-12. Maximum Permissible Exposure Summary Table

FCC ID: ACJ9TGCF-309		MAXIMUM PERMISSIBLE EXPOSURE (MPE) DATA REPORT		Reviewed by: Quality Manager
Test Report S/N: 0808271206-R1.ACJ	Test Dates: September 17, 2008	EUT Type: Toughbook Model: CF-30		Page 7 of 8

2.0 CONCLUSION

The device meets the mobile RF exposure limit at a 20cm separation distance as specified in §2.1091 of the FCC Rules and Regulations and Health Code 6 of Industry Canada. An appropriate RF exposure compliance statement will be placed in the user's manual.

FCC ID: ACJ9TGCF-309		MAXIMUM PERMISSIBLE EXPOSURE (MPE) DATA REPORT		Reviewed by: Quality Manager
Test Report S/N: 0808271206-R1.ACJ	Test Dates: September 17, 2008	EUT Type: Toughbook Model: CF-30		Page 8 of 8