



PCTEST ENGINEERING LABORATORY, INC.

6660-B Dobbin Road, Columbia, MD 21045 USA
Tel. 410.290.6652 / Fax 410.290.6554
<http://www.pctestlab.com>



RF EXPOSURE EVALUATION (MAXIMUM PERMISSIBLE EXPOSURE)

Applicant Name:
Panasonic Corporation of North America
One Panasonic Way, 4B-8
Secaucus, NJ 07094
United States

Date of Testing:
October 6, 2008
Test Site/Location:
PCTEST Lab, Columbia, MD, USA
Test Report Serial No.:
0808221178.ACJ

FCC ID:	ACJ9TGCF-19A
APPLICANT:	Panasonic Corporation of North America

EUT Type: Toughbook Model: CF-19
FCC Rule Part(s): FCC Part 1 (§1.1310) and Part 2 (§2.1091)
FCC Classification: PCS Licensed Transmitter (PCB)
Test Procedure: OET Bulletin 65

The device bearing the FCC Identifier specified above has been shown to comply with the applicable technical standards as indicated in the measurement report and has been tested in accordance with the measurement procedures specified in FCC OET Bulletin 65 (See Test Report). These measurements were performed with no deviation from the standards.

I authorize and attest to the accuracy of data. All measurements reported herein were performed by me or were made under my supervision and are correct to the best of my knowledge and belief. I assume full responsibility for the completeness of these measurements and vouch for the qualifications of all persons taking them.

PCTEST certifies that no party to this application has been denied the FCC benefits pursuant to Section 5301 of the Anti-Drug Abuse Act of 1988, 21 U.S.C. 862.


Randy Ortanez
President







FCC ID: ACJ9TGCF-19A		MAXIMUM PERMISSIBLE EXPOSURE (MPE) DATA REPORT		Reviewed by: Quality Manager
Test Report S/N: 0808221178.ACJ	Test Dates: October 6, 2008	EUT Type: Toughbook Model: CF-19	Page 1 of 7	

TABLE OF CONTENTS

1.0	RF EXPOSURE EVALUATION – MAXIMUM PERMISSIBLE EXPOSURE (MPE).....	3
1.1	INTRODUCTION	3
1.2	EUT DESCRIPTION	3
1.3	MPE REQUIREMENTS OVERVIEW	4
1.4	PROCEDURE	5
1.5	SUMMARY OF RESULTS	6
2.0	CONCLUSION.....	7

FCC ID: ACJ9TGCF-19A		MAXIMUM PERMISSIBLE EXPOSURE (MPE) DATA REPORT		Reviewed by: Quality Manager
Test Report S/N: 0808221178.ACJ	Test Dates: October 6, 2008	EUT Type: Toughbook Model: CF-19		Page 2 of 7

1.0 RF EXPOSURE EVALUATION – MAXIMUM PERMISSIBLE EXPOSURE (MPE)

1.1 Introduction

This document is prepared on behalf of Panasonic Corporation of North America to show compliance with the RF Exposure requirements as required in §1.1310 of the FCC Rules and Regulations and Health Code 6 of Industry Canada.

The limit for Maximum Permissible Exposure (MPE), specified in FCC §1.1310, is listed in Table 1-1. According to FCC §1.1310 and RSS-102: the criteria listed in the following table shall be used to evaluate the environmental impact of human exposure to radio-frequency (RF) radiation as specified in §1.1307(b).

Frequency Range (MHz)	Electric Field Strength (V/m)	Magnetic Field Strength (A/m)	Power Density (mW/cm ²)	Average Time (Minutes)
(A) Limits For Occupational / Control Exposures (f = frequency)				
30-300	61.4	0.163	1.0	6
300-1500	f/300	6
1500-100,000	5.0	6
(B) Limits For General Population / Uncontrolled Exposure (f = frequency)				
30-300	27.5	0.073	0.2	30
300-1500	f/1500	30
1500-100,000	1.0	30



Table 1-1. Limits for Maximum Permissible Exposure (MPE)

1.2 EUT Description

The Panasonic Model: CF-19 is a Toughbook containing Qualcomm GSM/EDGE/WCDMA/CDMA, Intel PRO/Wireless WLAN, and Alps Bluetooth modules. For this RF exposure evaluation, the power density is determined with the device docked in the vehicle mounter Model: CF-WEB184. In the 2.4GHz band, the supplied Radiall/Larsen 5dBi gain whip antenna Model: NMO5E2400BKTNC was used for MPE evaluation. In the Cellular band, the highest permissible antenna gain was calculated based on the total EIRP that would make the calculated power density equal to the power density limit. In the PCS band, the highest permissible antenna gain was calculated based on the 2 Watt EIRP limit.

EUT:

Model: CF-19
 Grantee: Panasonic Corporation of North America
 FCC ID: ACJ9TGCF-19A
 Vehicle Mount Model: CF-WEB184
 External Antenna: 5dBi Radiall/Larsen Base Whip Antenna, Model: NMO5E2400BKTNC

FCC ID: ACJ9TGCF-19A	 <small>ENGINEERING LABORATORY, INC.</small>	MAXIMUM PERMISSIBLE EXPOSURE (MPE) DATA REPORT		Reviewed by: Quality Manager
Test Report S/N: 0808221178.ACJ	Test Dates: October 6, 2008	EUT Type: Toughbook Model: CF-19		Page 3 of 7

1.3 MPE Requirements Overview



Three different categories of transmitters are defined by the FCC in OET Bulletin 65. These categories are fixed installation, mobile, and portable and are defined as follows:

- **Fixed Installations:** fixed location means that the device, including its antenna, is physically secured at a permanent location and is not able to be easily moved to another location. Additionally, distance to humans from the antenna is maintained to at least 2 meters.
- **Mobile Devices:** a mobile device is defined as a transmitting device designed to be used in other than fixed locations and to be generally used in such a way that a separation distance of at least 20 centimeters is normally maintained between the transmitter's radiating structures and the body of the user or nearby persons. Transmitters designed to be used by consumers or workers that can be easily re-located, such as a wireless modem operating in a laptop computer, are considered mobile devices if they meet the 20 centimeter separation requirement. The FCC rules for evaluating mobile devices for RF compliance are found in 47 CFR §2.1091.
- **Portable Devices:** a portable device is defined as a transmitting device designed to be used so that the radiating structure(s) of the device is/are within 20 centimeters of the body of the user. Portable device requirements are found in Section 2.1093 of the FCC's Rules (47 CFR§2.1093).

The FCC also categorizes the use of the device as based upon the user's awareness and ability to exercise control over his or her exposure. The two categories defined are Occupational/ Controlled Exposure and General Population/Uncontrolled Exposure. These two categories are defined as follows:

- **Occupational/Controlled Exposure:** In general, occupational/controlled exposure limits are applicable to situations in which persons are exposed as a consequence of their employment, who have been made fully aware of the potential for exposure and can exercise control over their exposure. This exposure category is also applicable when the exposure is of a transient nature due to incidental passage through a location where the exposure levels may be higher than the general population/uncontrolled limits, but the exposed person is fully aware of the potential for exposure and can exercise control over his or her exposure by leaving the area or by some other appropriate means. Awareness of the potential for RF exposure in a workplace or similar environment can be provided through specific training as part of a RF safety program. If appropriate, warning signs and labels can also be used to establish such awareness by providing prominent information on the risk of potential exposure and instructions on methods to minimize such exposure risks.
- **General Population/Uncontrolled Exposure:** The general population / uncontrolled exposure limits are applicable to situations in which the general public may be exposed or in which persons who are exposed as a consequence of their employment may not be made fully aware of the potential for exposure or cannot exercise control over their exposure. Members of the general public would come under this category when exposure is not employment-related; for example, in the case of a wireless transmitter that exposes persons in its vicinity. Warning labels placed on low-power consumer devices such as cellular telephones are not considered sufficient to allow the device to be considered under the occupational/controlled category, and the general population/uncontrolled exposure limits apply to these devices.

The Panasonic Toughbook Model: CF-19 FCC ID: ACJ9TGCF-19A is evaluated to the Mobile Device requirements and is considered a device to be used by the General Population/Uncontrolled Exposure.

FCC ID: ACJ9TGCF-19A		MAXIMUM PERMISSIBLE EXPOSURE (MPE) DATA REPORT		Reviewed by: Quality Manager
Test Report S/N: 0808221178.ACJ	Test Dates: October 6, 2008	EUT Type: Toughbook Model: CF-19		Page 4 of 7

1.4 Procedure

The power generated by each transmitter used in this product was initially measured by a power meter and the powers were recorded. Through use of the Friis transmission formula, the maximum theoretical power density level is calculated for each transmitter at a distance of 20cm using either the supplied external antenna or the maximum permissible calculated antenna gain.

Friis Transmission Formula

Friis transmission formula: $P_d = \text{EIRP} / (4\pi r^2) = (P_{\text{out}} \times G) / (4\pi r^2)$

Where,

P_d = Power Density (mW/cm²)

P_{out} = output power to antenna (mW)

G = gain of antenna in linear scale

EIRP = $P_{\text{out}} \times G$

π = 3.1416

r = distance between observation point and center of the radiator (cm)

Calculated MPE



The highest conducted RF power measured in each band was used to determine the RF exposure from this device. The power density limit for General Population/Uncontrolled Exposure at each frequency is determined based on the information in Table 1-1.

Frequency	836.6 MHz	
Limit	0.558 mW/cm ²	
Distance (cm), R =	20 cm	
Power (dBm), P =	32.98 dBm	1986.09 mW
TX Ant Gain (dBi), G =	1.5 dBi	
Power Density (S) =	0.558 mW/cm ²	(at 20cm)
Minimum Distance =	20.0 cm	

Table 1-2. Calculated MPE Data for Cellular Band

Frequency:	1880 MHz	
Limit:	1.000 mW/cm ²	
Distance (cm), R =	20 cm	
Power (dBm), P =	29.47 dBm	885.12 mW
TX Ant Gain (dBi), G =	3.53 dBi	
Power Density (S) =	0.3969 mW/cm ²	(at 20cm)
Minimum Distance =	12.6 cm	

Table 1-3. Calculated MPE Data for PCS Band

FCC ID: ACJ9TGCF-19A		MAXIMUM PERMISSIBLE EXPOSURE (MPE) DATA REPORT		Reviewed by: Quality Manager
Test Report S/N: 0808221178.ACJ	Test Dates: October 6, 2008	EUT Type: Toughbook Model: CF-19		Page 5 of 7



Frequency	2437 MHz	
Limit	1.000 mW/cm ²	
Distance (cm), R =	20 cm	
Power (dBm), P =	15.31 dBm	33.96 mW
TX Ant Gain (dB), G =	5 dBi	
Power Density (S) =	0.021 mW/cm ²	(at 20cm)
Minimum Distance =	2.9 cm	

Table 1-4. Calculated MPE for 802.11b/g Mode with External Antenna

1.5 Summary of Results



Frequency Band [MHz]	Maximum Permissible Antenna Gain [dBi]	Configuration	MPE at 20cm (mW/cm ²)	Test Result
824.2 – 848.8	1.50	Vehicle Mount	0.558	PASS
1850.2 – 1909.8	3.53	Vehicle Mount	0.3969	PASS
2412 – 2462	5.0	Vehicle Mount	0.021	PASS

Table 1-5. Maximum Permissible Exposure Summary Table

FCC ID: ACJ9TGCF-19A		MAXIMUM PERMISSIBLE EXPOSURE (MPE) DATA REPORT		Reviewed by: Quality Manager
Test Report S/N: 0808221178.ACJ	Test Dates: October 6, 2008	EUT Type: Toughbook Model: CF-19	Page 6 of 7	

2.0 CONCLUSION

The device meets the mobile RF exposure limit at a 20cm separation distance as specified in §2.1091 of the FCC Rules and Regulations and Health Code 6 of Industry Canada. An appropriate RF exposure compliance statement will be placed in the user's manual.

FCC ID: ACJ9TGCF-19A	 PCTEST ENGINEERING LABORATORY, INC.	MAXIMUM PERMISSIBLE EXPOSURE (MPE) DATA REPORT		Reviewed by: Quality Manager
Test Report S/N: 0808221178.ACJ	Test Dates: October 6, 2008	EUT Type: Toughbook Model: CF-19		Page 7 of 7