

The Testcenter facility 'Dosimetric Test Lab' within IMST GmbH is accredited by the German National 'Deutsche Akkreditierungsstelle GmbH (DAkkS)' for testing according to the scope as listed in the accreditation certificate: D-PL-12139-01-01.

Appendix for the Report

Dosimetric Assessment of the Portable Device WX-CH450 from Panasonic (FCC ID: ACJ9TAWX-CH450) (IC: 216A-WXCH450)

According to the FCC Requirements SAR Distribution Plots

November 11, 2013

IMST GmbH
Carl-Friedrich-Gauß-Str. 2
D-47475 Kamp-Lintfort

Customer
Panasonic System Networks Co., Ltd.
1-62, 4-chome Minoshima, Hakata
Fukuoka 812-8531
Japan

The test results only relate to the items tested. This report shall not be reproduced except in full without the written approval of the testing laboratory.

1 SAR Distribution Plots, DECT head, earpiece

Test Laboratory: Imst GmbH, DASY Yellow (II); File Name: [CH450_yplm_1_m.da4](#)

DUT: Panasonic; Type: WX-CH450;

Program Name: DECT

Communication System: DECT US; Frequency: 1924.99 MHz; Duty Cycle: 1:24

Medium parameters used: $f = 1924.99$ MHz; $\sigma = 1.39$ mho/m; $\epsilon_r = 40.6$; $\rho = 1000$ kg/m³

Phantom section: Left Section

DASY4 Configuration:

- Probe: ET3DV6R - SN1669; ConvF(4.89, 4.89, 4.89); Calibrated: 19.02.2013
- Sensor-Surface: 4mm (Mechanical Surface Detection)
- Electronics: DAE4 Sn631; Calibrated: 23.09.2013
- Phantom: SAM Glycol 1340; Type: QD 000 P40 CB; Serial: TP-1340
- Measurement SW: DASY4, V4.7 Build 80; Postprocessing SW: SEMCAD, V1.8 Build 186

Cheek Left/Area Scan (8x13x1): Measurement grid: dx=15mm, dy=15mm

Maximum value of SAR (measured) = 0.004 mW/g

Cheek Left/Zoom Scan (7x7x7)/Cube 0: Measurement grid: dx=5mm, dy=5mm, dz=5mm

Reference Value = 1.47 V/m; Power Drift = 0.019 dB

Peak SAR (extrapolated) = 0.006 W/kg

SAR(1 g) = 0.004 mW/g; SAR(10 g) = 0.0025 mW/g

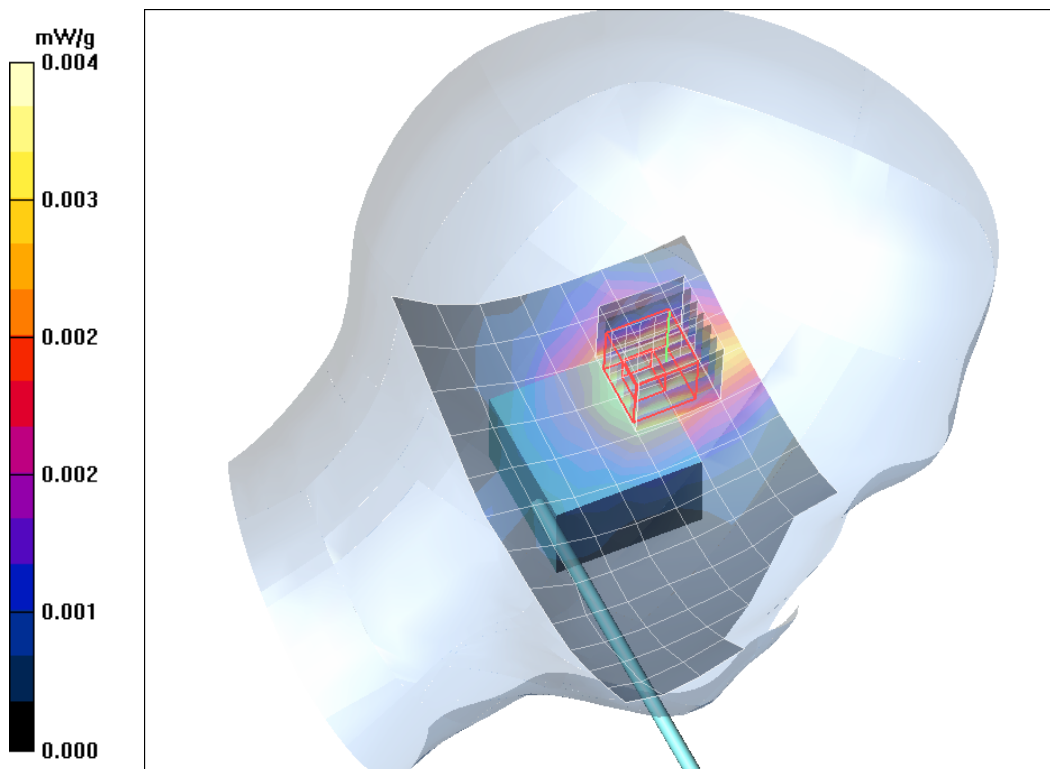


Fig. 1: SAR distribution for US DECT, channel 2, cheek left, earpiece (November 04, 2013).

Test Laboratory: Imst GmbH, DASY Yellow (II); File Name: [CH450_yprm_1_m.da4](#)

DUT: Panasonic; Type: WX-CH450;

Program Name: DECT

Communication System: DECT US; Frequency: 1924.99 MHz; Duty Cycle: 1:24

Medium parameters used: $f = 1924.99$ MHz; $\sigma = 1.39$ mho/m; $\epsilon_r = 40.6$; $\rho = 1000$ kg/m³

Phantom section: Right Section

DASY4 Configuration:

- Probe: ET3DV6R - SN1669; ConvF(4.89, 4.89, 4.89); Calibrated: 19.02.2013

- Sensor-Surface: 4mm (Mechanical Surface Detection)

- Electronics: DAE4 Sn631; Calibrated: 23.09.2013

- Phantom: SAM Glycol 1340; Type: QD 000 P40 CB; Serial: TP-1340

- Measurement SW: DASY4, V4.7 Build 80; Postprocessing SW: SEMCAD, V1.8 Build 186

Cheek Right/Area Scan (8x13x1): Measurement grid: dx=15mm, dy=15mm

Maximum value of SAR (measured) = 0.006 mW/g

Cheek Right/Zoom Scan (7x7x7)/Cube 0: Measurement grid: dx=5mm, dy=5mm, dz=5mm

Reference Value = 1.521 V/m; Power Drift = -0.174 dB

Peak SAR (extrapolated) = 0.009 W/kg

SAR(1 g) = 0.006 mW/g; SAR(10 g) = 0.003 mW/g

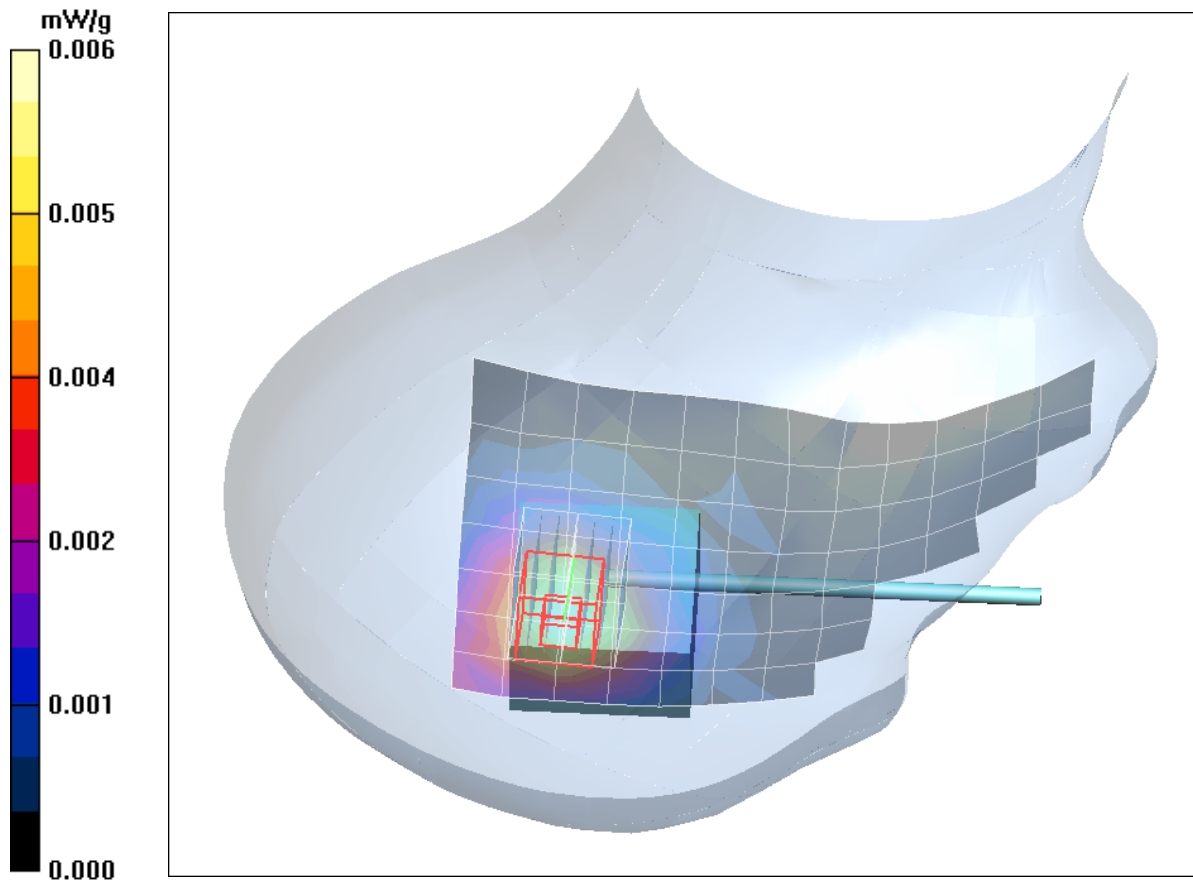


Fig. 2: SAR distribution for US DECT, channel 2, cheek right, earpiece (November 04, 2013).

2 SAR Distribution Plots, DECT head, battery

Test Laboratory: Imst GmbH, DASY Yellow (II); File Name: [CH450_yplm_2_b.da4](#)

DUT: Panasonic; Type: WX-CH450;

Program Name: DECT

Communication System: DECT US; Frequency: 1924.99 MHz; Duty Cycle: 1:24

Medium parameters used: $f = 1924.99$ MHz; $\sigma = 1.39$ mho/m; $\epsilon_r = 40.6$; $\rho = 1000$ kg/m³

Phantom section: Left Section

DASY4 Configuration:

- Probe: ET3DV6R - SN1669; ConvF(4.89, 4.89, 4.89); Calibrated: 19.02.2013

- Sensor-Surface: 4mm (Mechanical Surface Detection)

- Electronics: DAE4 Sn631; Calibrated: 23.09.2013

- Phantom: SAM Glycol 1340; Type: QD 000 P40 CB; Serial: TP-1340

- Measurement SW: DASY4, V4.7 Build 80; Postprocessing SW: SEMCAD, V1.8 Build 186

Cheek Left/Area Scan (7x9x1): Measurement grid: dx=15mm, dy=15mm

Maximum value of SAR (measured) = 0.005 mW/g

Cheek Left/Zoom Scan (7x7x7)/Cube 0: Measurement grid: dx=5mm, dy=5mm, dz=5mm

Reference Value = 0.207 V/m; Power Drift = 0.085 dB

Peak SAR (extrapolated) = 0.010 W/kg

SAR(1 g) = 0.00589 mW/g; SAR(10 g) = 0.00313 mW/g

Maximum value of SAR (measured) = 0.007 mW/g

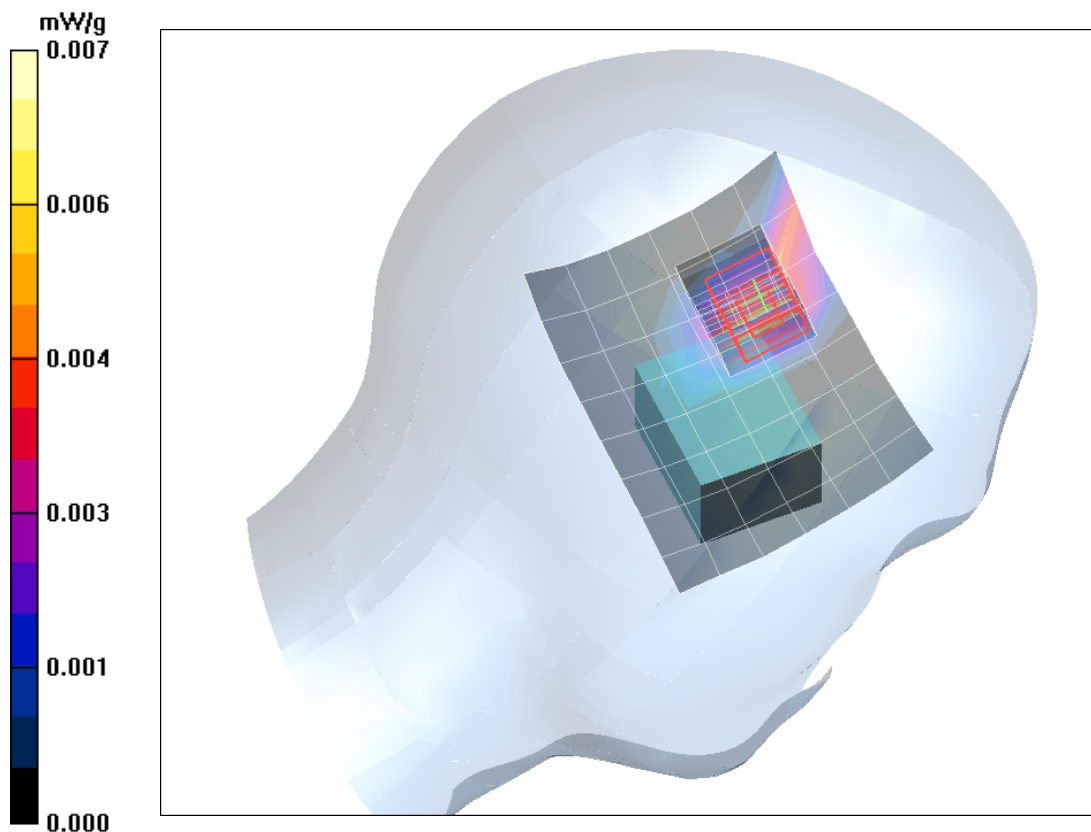


Fig. 3: SAR distribution for US DECT, channel 2, cheek left, battery (November 04, 2013).

Test Laboratory: Imst GmbH, DASY Yellow (II); File Name: [CH450_yprm_2_b.da4](#)

DUT: Panasonic; Type: WX-CH450;

Program Name: DECT

Communication System: DECT US; Frequency: 1924.99 MHz; Duty Cycle: 1:24

Medium parameters used: $f = 1924.99$ MHz; $\sigma = 1.39$ mho/m; $\epsilon_r = 40.6$; $\rho = 1000$ kg/m³

Phantom section: Right Section

DASY4 Configuration:

- Probe: ET3DV6R - SN1669; ConvF(4.89, 4.89, 4.89); Calibrated: 19.02.2013
- Sensor-Surface: 4mm (Mechanical Surface Detection)
- Electronics: DAE4 Sn631; Calibrated: 23.09.2013
- Phantom: SAM Glycol 1340; Type: QD 000 P40 CB; Serial: TP-1340
- Measurement SW: DASY4, V4.7 Build 80; Postprocessing SW: SEMCAD, V1.8 Build 186

Cheek Right/Area Scan (7x9x1): Measurement grid: dx=15mm, dy=15mm

Maximum value of SAR (measured) = 0.010 mW/g

Cheek Right/Zoom Scan (7x7x7)/Cube 0: Measurement grid: dx=5mm, dy=5mm, dz=5mm

Reference Value = 2.79 V/m; Power Drift = -0.151 dB

Peak SAR (extrapolated) = 0.013 W/kg

SAR(1 g) = 0.00753 mW/g; SAR(10 g) = 0.00406 mW/g

Maximum value of SAR (measured) = 0.008 mW/g

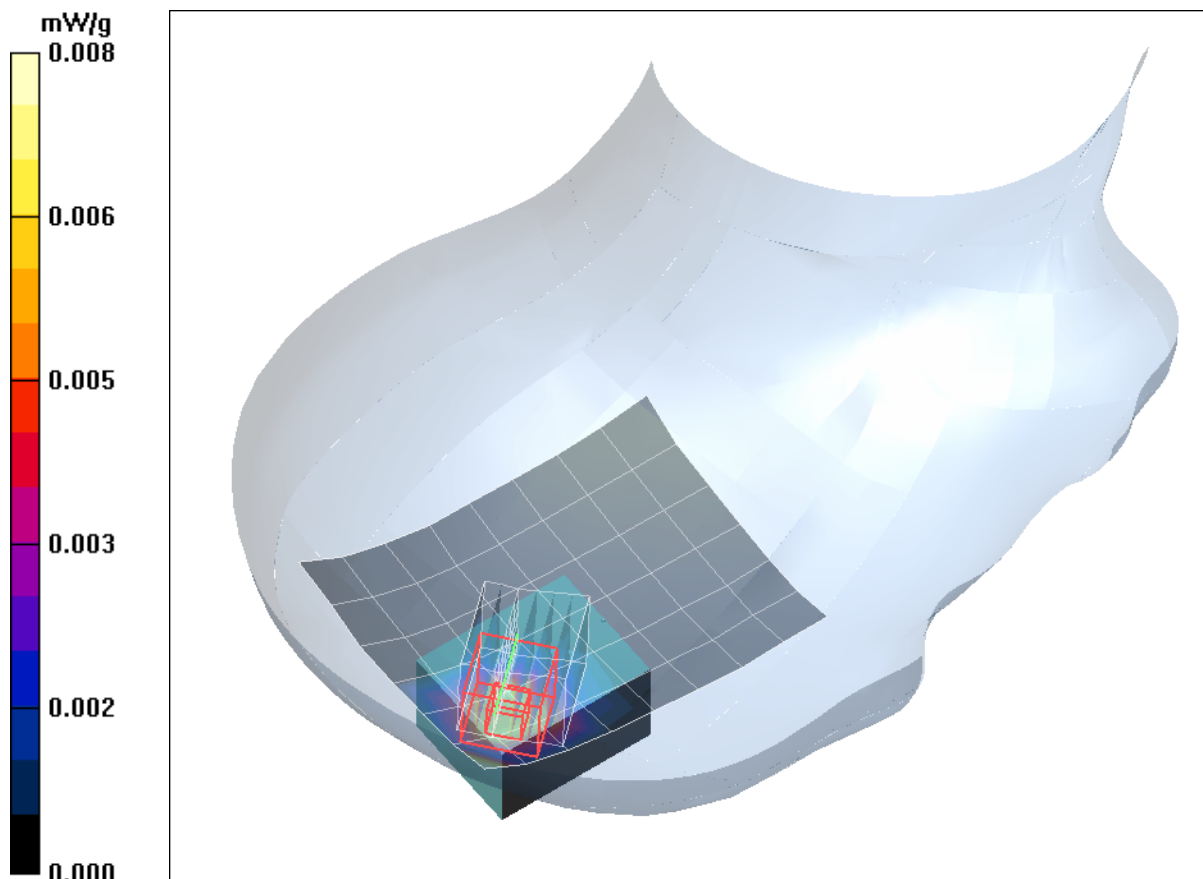


Fig. 4: SAR distribution for US DECT, channel 2, cheek right, battery (November 04, 2013).