

APPENDIX 3: Photographs of test setup

Conducted Emission




Photo 1




Photo 2

UL Japan, Inc.

Ise EMC Lab.

4383-326 Asama-cho, Ise-shi, Mie-ken 516-0021 JAPAN

Telephone : +81 596 24 8999

Facsimile : +81 596 24 8124

Radiated Spurious Emission




Photo 1




Photo 2

UL Japan, Inc.

Ise EMC Lab.

4383-326 Asama-cho, Ise-shi, Mie-ken 516-0021 JAPAN


Telephone : +81 596 24 8999

Facsimile : +81 596 24 8124

Worst Case Position

Above 1GHz (Horizontal: X-axis/ Vertical: Y-axis)
Below 1GHz (Horizontal: X-axis/ Vertical: X-axis)

X-axis



Y-axis



Z-axis



Worst Case Position

Without wearing tool (Worst)



With Main Clip



With Pen Clip



With Magnet Clip



With Charger



End of Report