

**Annex 3 Photo documentation**

Photo 1: Measurement System DASY 4



Photo 2: DUT - front view



Photo 3: DUT - side view



Photo 4: DUT - rear view



Photo 5: DUT - rear view (open)



Photo 6: DUT - rear view (label)



Photo 7: Test position left hand touched




Photo 8: Test position left hand touched



Photo 9: Test position left hand touched




Photo 10: Test position left hand tilted 15°



Photo 11: Test position left hand tilted 15°



Photo 12: Test position right hand touched




Photo 13: Test position right hand touched



Photo 14: Test position right hand touched



Photo 15: Test position right hand tilted 15°



Photo 16: Test position right hand tilted 15°



Photo 17: Test position body worn front side without any distance



Photo 18: Test position body worn front side without any distance



Photo 19: Test position body worn rear side without any distance



Photo 20: Test position body worn rear side without any distance



**Annex 3.1 Liquid depth**

Photo 21: Liquid depth 1900 MHz head simulating liquid




Photo 22: Liquid depth 1900 MHz body simulating liquid

