


TEST SETUP PHOTOS

AC Power Line Conducted Emissions (Front View)



TEST SETUP PHOTOS

AC Power Line Conducted Emissions (Side View)



TEST SETUP PHOTOS

AC Power Line Conducted Emissions (Front View)




TEST SETUP PHOTOS

AC Power Line Conducted Emissions (Side View)



TEST SETUP PHOTOS

Transmitter/Receiver Radiated Emissions at 3 Metres Handset (Orthogonal Position # 1)




TEST SETUP PHOTOS

Transmitter/Receiver Radiated Emissions at 3 Metres Handset (Orthogonal Position # 1)



TEST SETUP PHOTOS

Transmitter/Receiver Radiated Emissions at 3 Metres Handset (Orthogonal Position # 2)




TEST SETUP PHOTOS

Transmitter/Receiver Radiated Emissions at 3 Metres Handset (Orthogonal Position # 2)



TEST SETUP PHOTOS

Transmitter/Receiver Radiated Emissions at 3 Metres Handset (Orthogonal Position # 3)




TEST SETUP PHOTOS

Transmitter/Receiver Radiated Emissions at 3 Metres Handset (Orthogonal Position # 3)



TEST SETUP PHOTOS

**Transmitter/Receiver Radiated Emissions at 3 Metres
Base Unit (Antenna perpendicular to ground plane)**




TEST SETUP PHOTOS

**Transmitter/Receiver Radiated Emissions at 3 Metres
Base Unit (Antenna perpendicular to ground plane)**



TEST SETUP PHOTOS

**Transmitter/Receiver Radiated Emissions at 3 Metres
Base Unit (Antenna parallel to ground plane)**



TEST SETUP PHOTOS

**Transmitter/Receiver Radiated Emissions at 3 Metres
Base Unit (Antenna parallel to ground plane)**

