

SAR Data Report 02111912

Start : 19-Nov-02 10:57:22 am  
End : 19-Nov-02 11:06:56 am  
Code Version : 4.12  
Robot Version: 4.08  
Serial Number: 1068

Product Data:

Type : PANASONIC  
Model Number : KX-TG5110  
Frequency : 5798.945026 MHz  
Transmit Pwr : 0.155 W  
Antenna Type : J-Type  
Antenna Posn. : Fixed

Measurement Data:

Phantom Name : SAM RIGHT-3  
Phantom Type : Right Ear  
Tissue Type : Brain  
Tissue Dielectric : 36.500  
Tissue Conductivity : 5.300  
Tissue Density : 1.000  
Crest Factor : 4.000  
Robot Name : CRS

Probe Data:

Probe Name : PCT002  
Probe Type : E Fld Triangle  
Frequency : 5000 MHz  
Tissue Type : Brain  
Calibrated Dielectric : 35.300  
Calibrated Conductivity : 5.270  
Probe Offset : 2.400 mm  
Conversion Factor : 2.400  
Diode Compression Pt : 76.0 mV  
Probe Sensitivity : 0.683 0.796 0.774 mV/(V/m)^2  
Amplifier Gains : 20.00 20.00 20.00  
Chan. Offset (mV) : 0.93 1.78 1.45

Sample:

Rate: 6000 Samples/Sec  
Count: 1000 Samples  
NIDAQ Gain: 5  
Scan Time: 166.7 msec

Comments:

FHSS Mode CH-44  
Cheek  
Amb. Temp.= 22.4 'C; Liq. Temp.= 21.9'C

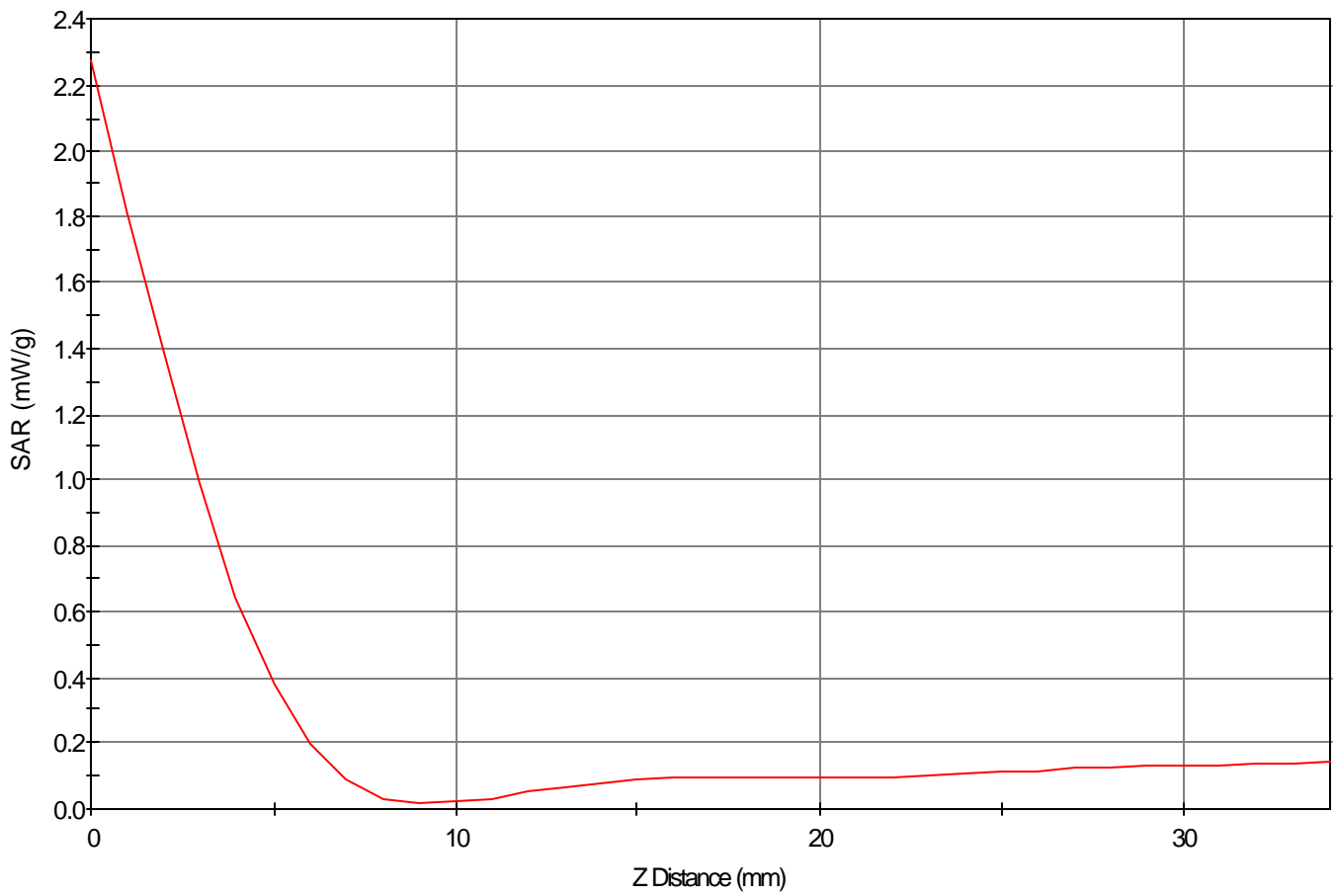
Area Scan - Max Local SAR Value at x=-43.0 y=8.0 = 0.11 W/kg

Zoom Scan - Max Local SAR Value at x=-59.0 y=24.0 z=0.0 = 2.27 W/kg

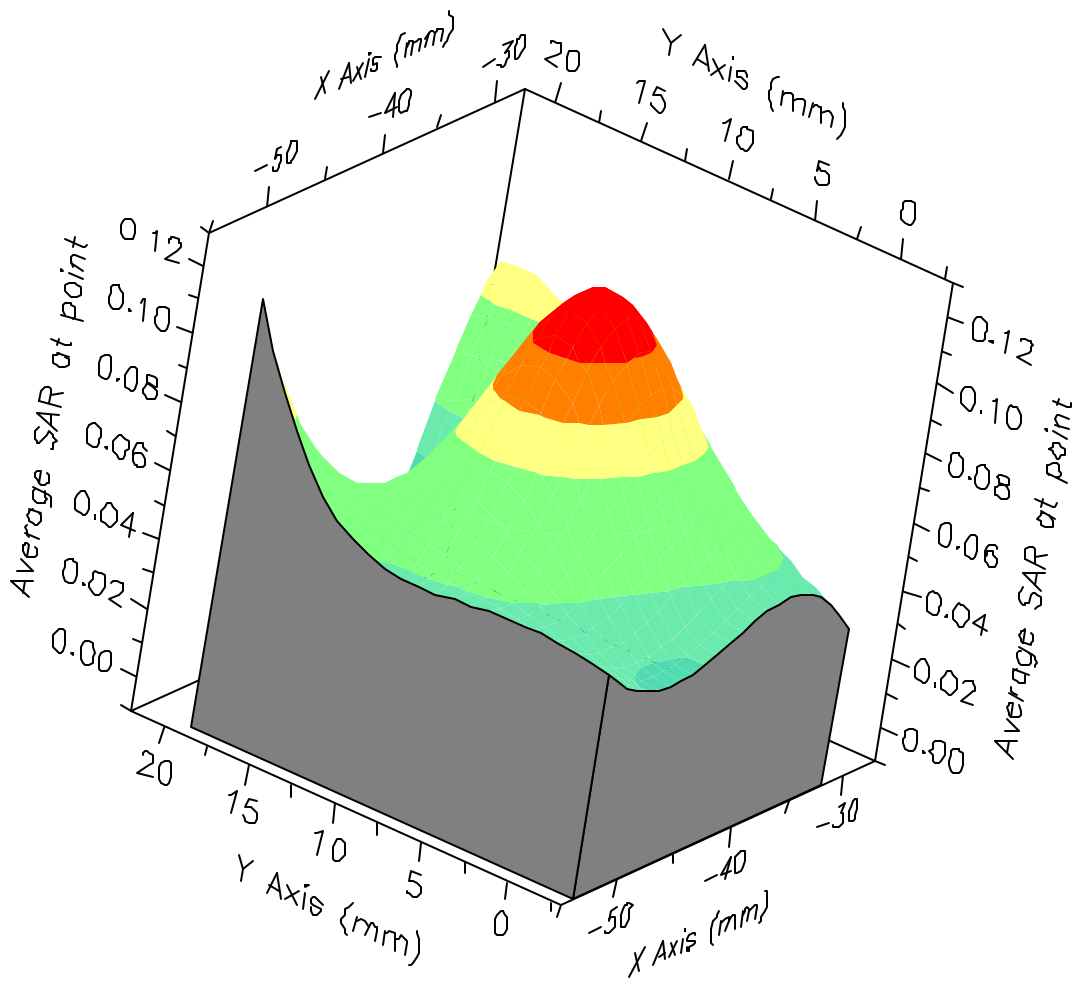
Max 1g SAR at x=-42.0 y=7.0 z=0.0 = 0.25 W/kg

Max 10g SAR at x=-43.0 y=13.0 z=10.0 = 0.10 W/kg

SAR - Z Axis  
at Hotspot x:-59.0 y:24.0



### 1g SAR Values





SAR Data Report 02111913

Start : 19-Nov-02 11:10:06 am  
End : 19-Nov-02 11:26:48 am  
Code Version : 4.12  
Robot Version: 4.08  
Serial Number: 1068

Product Data:

Type : PANASONIC  
Model Number : KX-TG5110  
Frequency : 5798.945 MHz  
Transmit Pwr : 0.155 W  
Antenna Type : J-Type  
Antenna Posn. : Fixed

Measurement Data:

Phantom Name : SAM RIGHT-3  
Phantom Type : Right Ear  
Tissue Type : Brain  
Tissue Dielectric : 36.500  
Tissue Conductivity : 5.300  
Tissue Density : 1.000  
Crest Factor : 4.000  
Robot Name : CRS

Probe Data:

Probe Name : PCT002  
Probe Type : E Fld Triangle  
Frequency : 5000 MHz  
Tissue Type : Brain  
Calibrated Dielectric : 35.300  
Calibrated Conductivity : 5.270  
Probe Offset : 2.400 mm  
Conversion Factor : 2.400  
Diode Compression Pt : 76.0 mV  
Probe Sensitivity : 0.683 0.796 0.774 mV/(V/m)^2  
Amplifier Gains : 20.00 20.00 20.00  
Chan. Offset (mV) : 0.93 1.78 1.45

Sample:

Rate: 6000 Samples/Sec  
Count: 1000 Samples  
NIDAQ Gain: 5  
Scan Time: 166.7 msec

Comments:

FHSS Mode CH-44  
Tilt  
Amb. Temp.= 22.4 'C; Liq. Temp.= 21.9'C

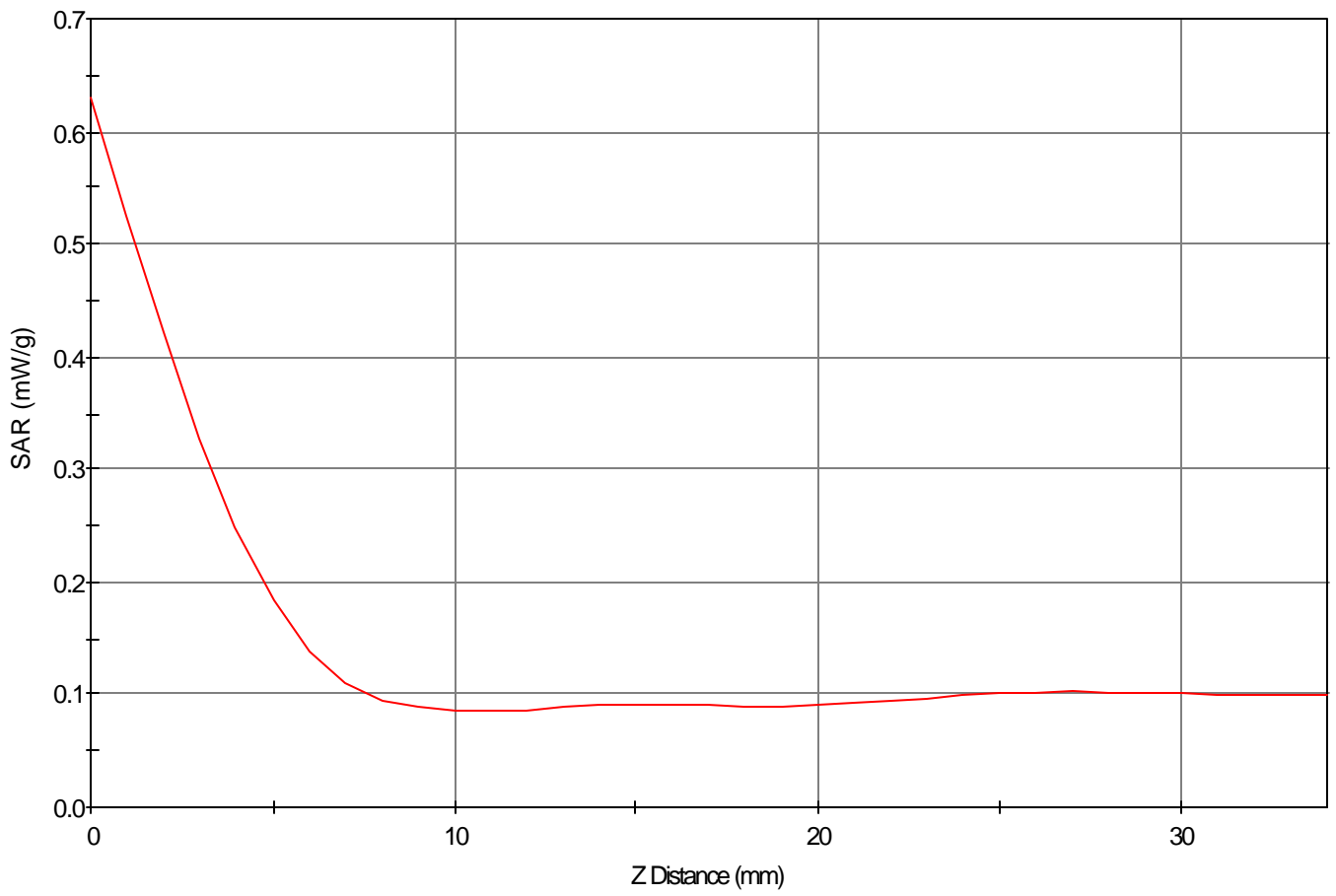
Area Scan - Max Local SAR Value at x=-52.0 y=17.0 = 0.16 W/kg

Zoom Scan - Max Local SAR Value at x=-53.0 y=8.0 z=0.0 = 0.63 W/kg

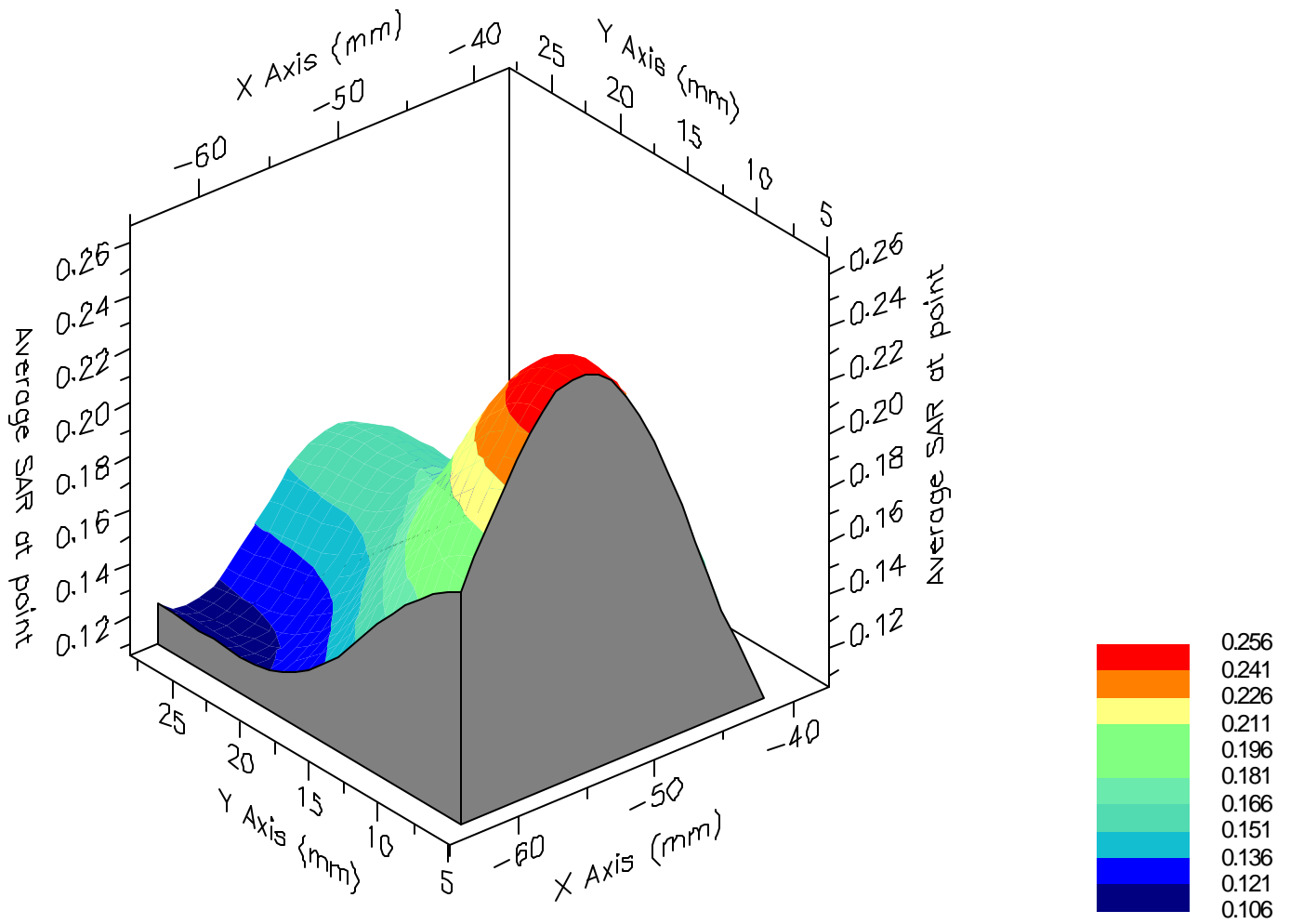
Max 1g SAR at x=-54.0 y=7.0 z=0.0 = 0.26 W/kg

Max 10g SAR at x=-56.0 y=12.0 z=0.0 = 0.13 W/kg

SAR - Z Axis  
at Hotspot x:-53.0 y:8.0



### 1g SAR Values





SAR Data Report 02111831

Start : 18-Nov-02 03:17:22 pm  
End : 18-Nov-02 03:25:11 pm  
Code Version : 4.12  
Robot Version: 4.08  
Serial Number: 1068

Product Data:

Type : PANASONIC  
Model Number : KX-TG5110  
Frequency : 5798.945 MHz  
Transmit Pwr : 0.155 W  
Antenna Type : J-Type  
Antenna Posn. : Fixed

Measurement Data:

Phantom Name : SAM LEFT-3  
Phantom Type : Left Ear  
Tissue Type : Brain  
Tissue Dielectric : 36.500  
Tissue Conductivity : 5.300  
Tissue Density : 1.000  
Crest Factor : 4.000  
Robot Name : CRS

Probe Data:

Probe Name : PCT002  
Probe Type : E Fld Triangle  
Frequency : 5000 MHz  
Tissue Type : Brain  
Calibrated Dielectric : 35.300  
Calibrated Conductivity : 5.270  
Probe Offset : 2.400 mm  
Conversion Factor : 2.400  
Diode Compression Pt : 76.0 mV  
Probe Sensitivity : 0.683 0.796 0.774 mV/(V/m)^2  
Amplifier Gains : 20.00 20.00 20.00  
Chan. Offset (mV) : 2.25 2.85 2.48

Sample:

Rate: 6000 Samples/Sec  
Count: 1000 Samples  
NIDAQ Gain: 5  
Scan Time: 166.7 msec

Comments:

FHSS Mode CH-44  
Cheek  
Amb. Temp.= 22.4 'C; Liq. Temp.= 21.9'C

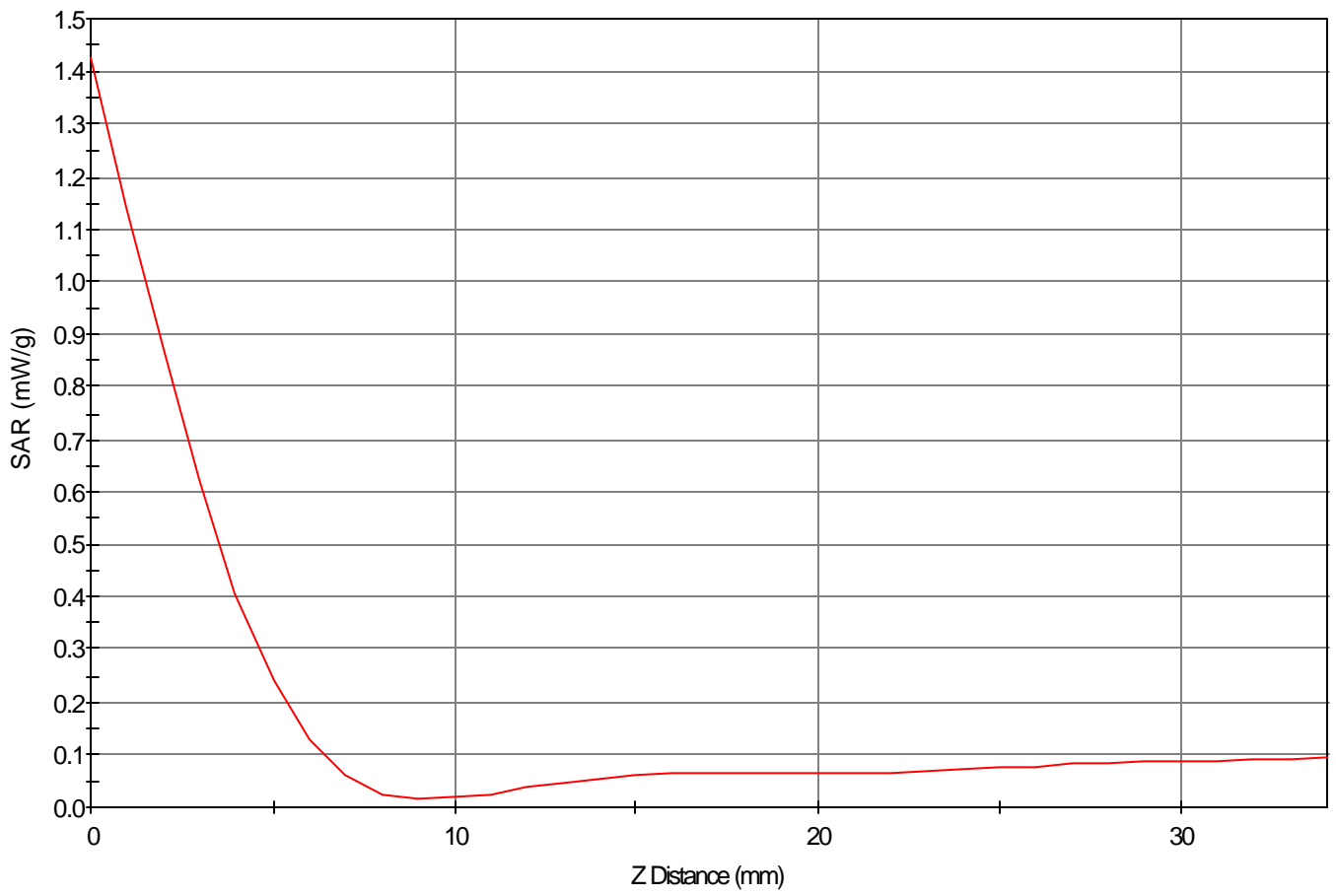
Area Scan - Max Local SAR Value at x=65.0 y=5.0 = 0.22 W/kg

Zoom Scan - Max Local SAR Value at x=77.0 y=6.0 z=0.0 = 1.42 W/kg

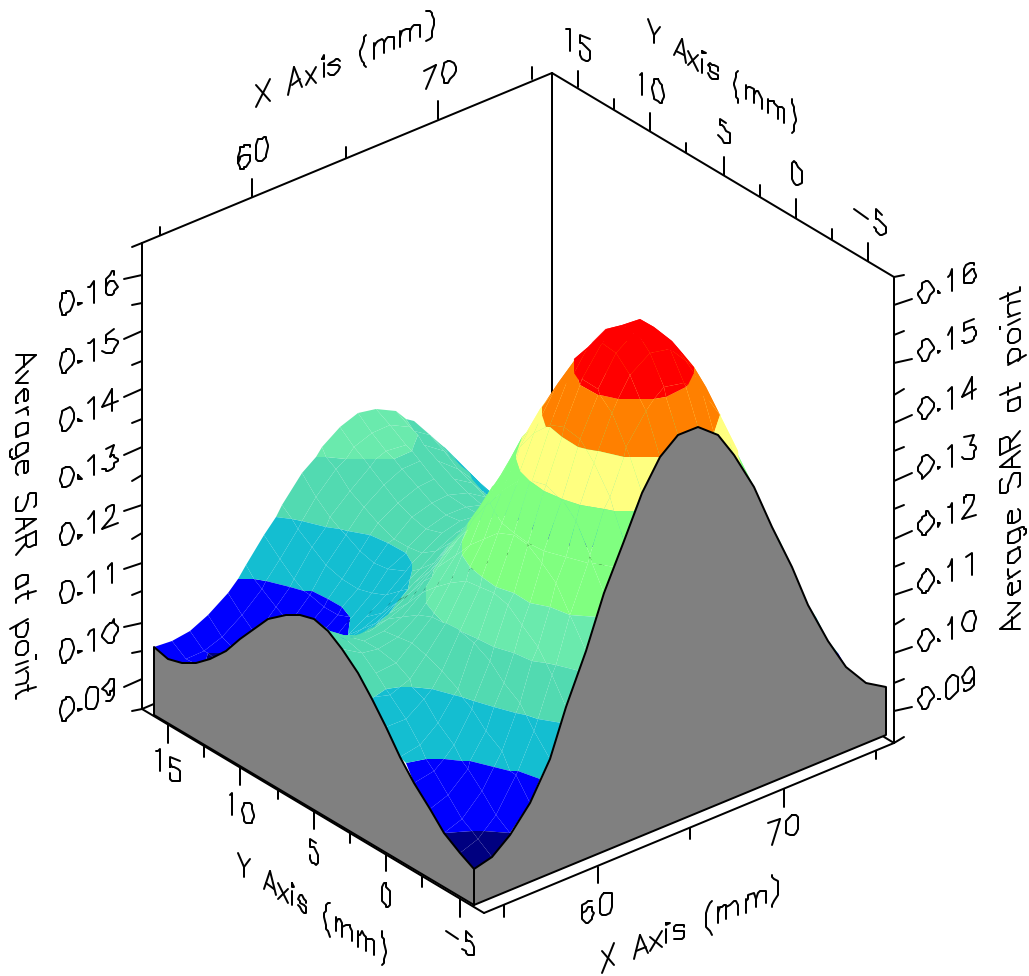
Max 1g SAR at x=76.0 y=8.0 z=0.0 = 0.35 W/kg

Max 10g SAR at x=70.0 y=10.0 z=0.0 = 0.14 W/kg

SAR - Z Axis  
at Hotspot x:77.0 y:6.0



### 1g SAR Values





SAR Data Report 02111839

Start : 18-Nov-02 04:29:32 pm  
End : 18-Nov-02 04:35:51 pm  
Code Version : 4.12  
Robot Version: 4.08  
Serial Number: 1068

Product Data:

Type : PANASONIC  
Model Number : KX-TG5110  
Frequency : 5759.703 MHz  
Transmit Pwr : 0.169 W  
Antenna Type : J-Type  
Antenna Posn. : Fixed

Measurement Data:

Phantom Name : SAM LEFT-3  
Phantom Type : Left Ear  
Tissue Type : Brain  
Tissue Dielectric : 36.500  
Tissue Conductivity : 5.300  
Tissue Density : 1.000  
Crest Factor : 4.000  
Robot Name : CRS

Probe Data:

Probe Name : PCT002  
Probe Type : E Fld Triangle  
Frequency : 5000 MHz  
Tissue Type : Brain  
Calibrated Dielectric : 35.300  
Calibrated Conductivity : 5.270  
Probe Offset : 2.400 mm  
Conversion Factor : 2.400  
Diode Compression Pt : 76.0 mV  
Probe Sensitivity : 0.683 0.796 0.774 mV/(V/m)^2  
Amplifier Gains : 20.00 20.00 20.00  
Chan. Offset (mV) : 2.39 2.95 2.60

Sample:

Rate: 6000 Samples/Sec  
Count: 1000 Samples  
NIDAQ Gain: 5  
Scan Time: 166.7 msec

Comments:

FHSS Mode CH-00  
Tilt  
Amb. Temp.= 22.4 'C; Liq. Temp.= 21.9'C

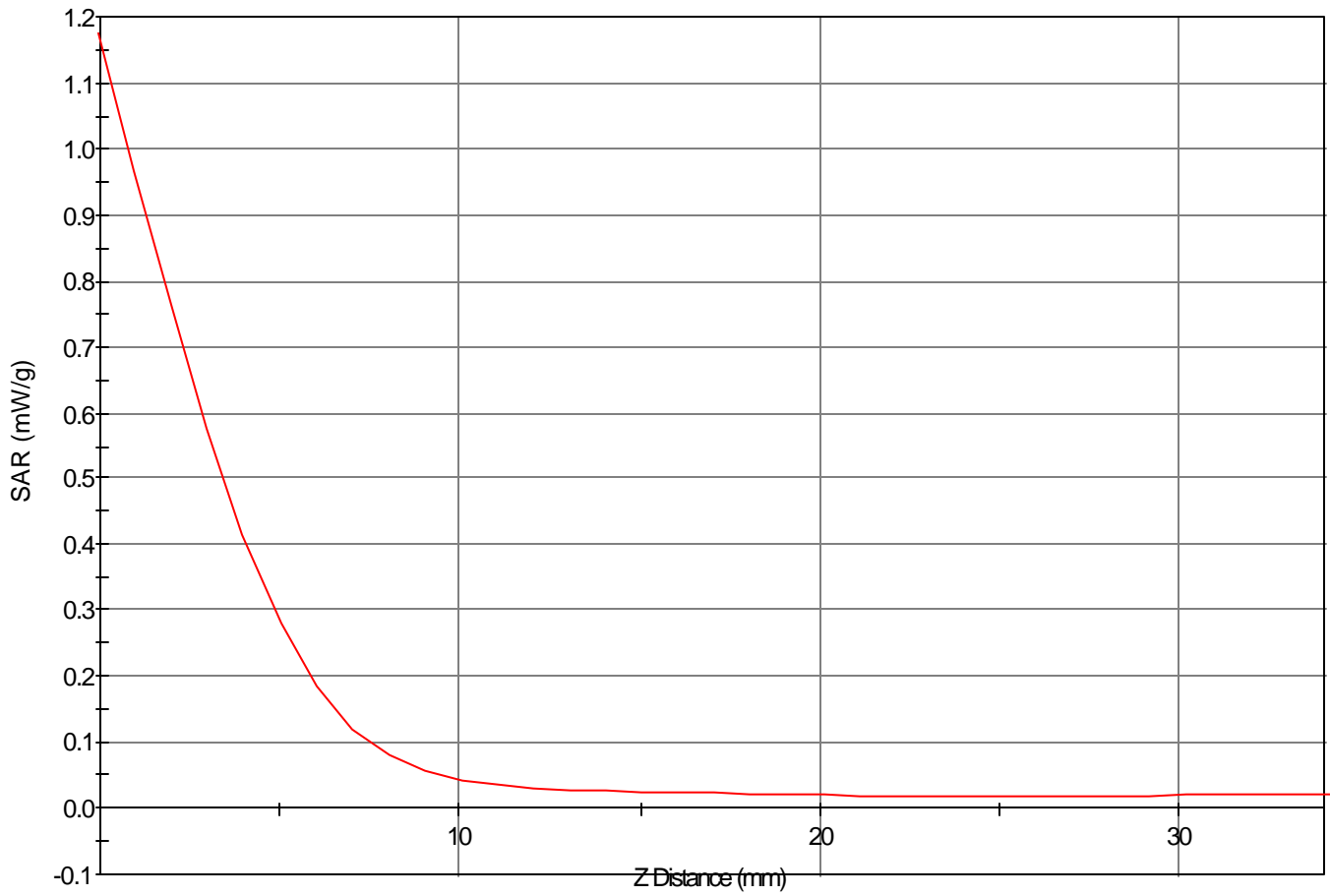
Area Scan - Max Local SAR Value at x=63.0 y=5.0 = 0.11 W/kg

Zoom Scan - Max Local SAR Value at x=79.0 y=-11.0 z=0.0 = 1.15 W/kg

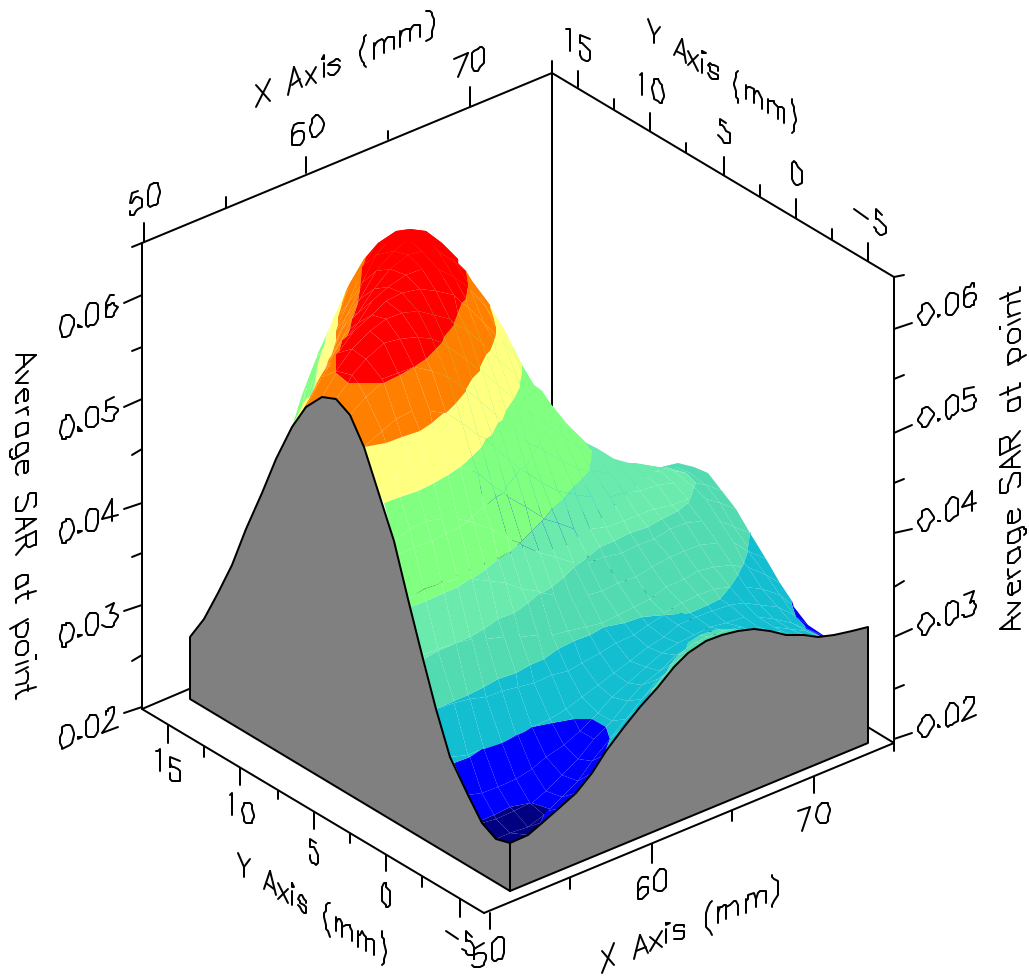
Max 1g SAR at x=52.0 y=4.0 z=0.0 = 0.17 W/kg


Max 10g SAR at x=58.0 y=0.0 z=0.0 = 0.05 W/kg

SAR - Z Axis  
at Hotspot x:79.0 y:-11.0



### 1g SAR Values





SAR Data Report 02112206

Start : 22-Nov-02 12:54:54 pm  
End : 22-Nov-02 01:02:57 pm  
Code Version : 4.12  
Robot Version: 4.08  
Serial Number: 1068

Product Data:

Type : PANASONIC  
Model Number : KX-TG5110  
Frequency : 5759.703 MHz  
Transmit Pwr : 0.169 W  
Antenna Type : J-Type  
Antenna Posn. : Fixed

Measurement Data:

Phantom Name : SAM FLAT  
Phantom Type : Uniphantom  
Tissue Type : Muscle  
Tissue Dielectric : 47.500  
Tissue Conductivity : 5.750  
Tissue Density : 1.000  
Crest Factor : 4.000  
Robot Name : CRS

Probe Data:

Probe Name : PCT002  
Probe Type : E Fld Triangle  
Frequency : 5000 MHz  
Tissue Type : Muscle  
Calibrated Dielectric : 47.600  
Calibrated Conductivity : 5.890  
Probe Offset : 2.400 mm  
Conversion Factor : 2.500  
Diode Compression Pt : 76.0 mV  
Probe Sensitivity : 0.683 0.796 0.774 mV/(V/m)^2  
Amplifier Gains : 20.00 20.00 20.00  
Chan. Offset (mV) : 2.41 3.11 2.75

Sample:

Rate: 6000 Samples/Sec  
Count: 1000 Samples  
NIDAQ Gain: 5  
Scan Time: 166.7 msec

Comments:

FHSS Mode CH-00  
Body (HANDSET)  
Amb. Temp.= 22.4 'C; Liq. Temp.= 22.0'C

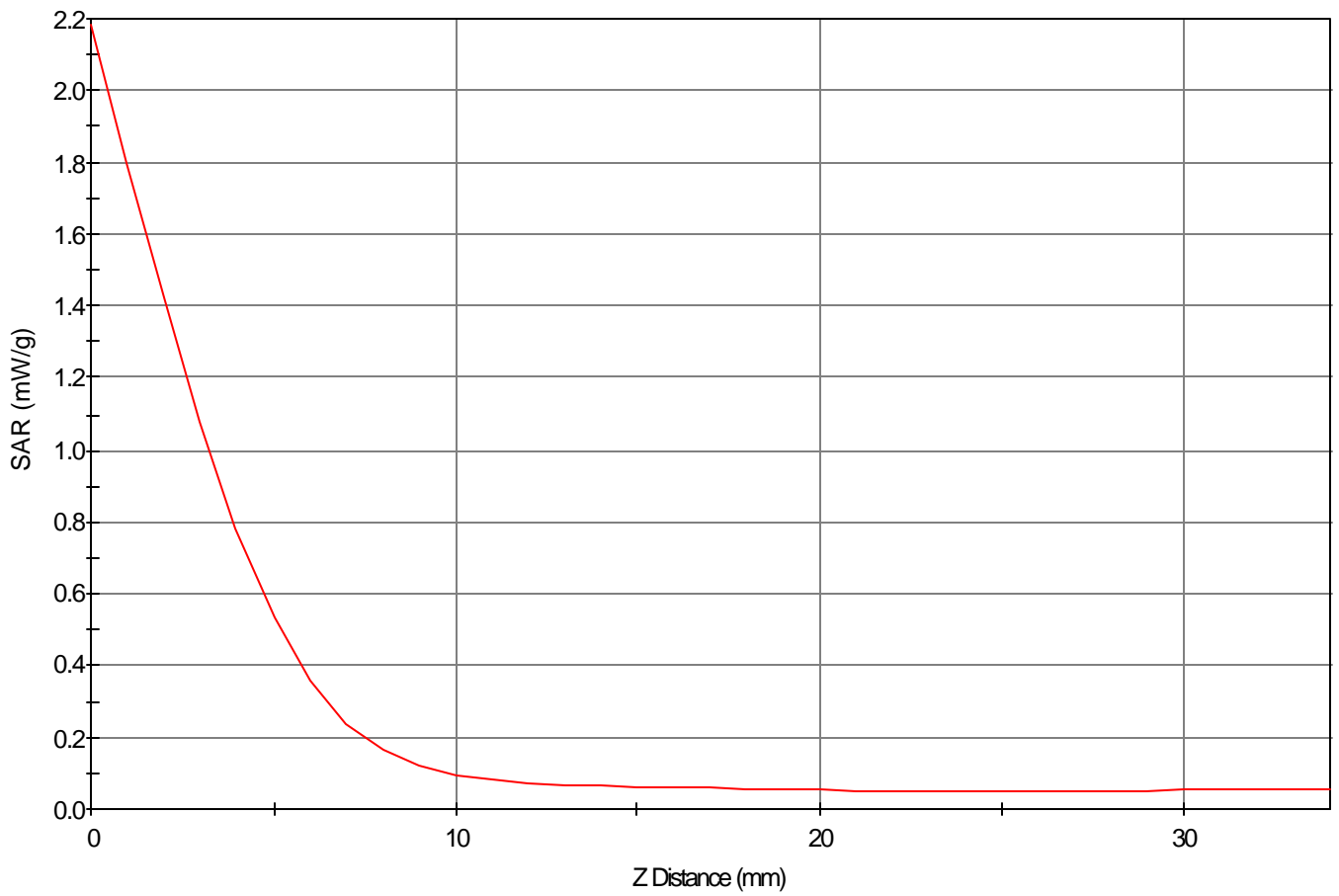
Area Scan - Max Local SAR Value at x=1.0 y=72.0 = 0.50 W/kg

Zoom Scan - Max Local SAR Value at x=2.0 y=64.0 z=0.0 = 2.18 W/kg

Max 1g SAR at x=1.0 y=65.0 z=0.0 = 0.79 W/kg

Max 10g SAR at x=-1.0 y=68.0 z=0.0 = 0.31 W/kg

SAR - Z Axis  
at Hotspot x:2.0 y:64.0



### 1g SAR Values

