



APPENDIX 1: Photographs of test setup

Conducted Emission
Front



Side




Spurious Emission (Radiated)

Front



Rear



Worst Case Position (Horizontal: X-axis/ Vertical:Z-axis)

X-axis



Y-axis



Z-axis

