

Matsushita Electric Corporation of America

Product Safety & Compliance Division

Panasonic Quasar Technics

1 Panasonic Way, 4B-8
Secaucus, NJ 07094
Fax: (201) 392-4564
e-mail: MullenR@panasonic.com

Richard Mullen
Manager
Tel: (201) 348-7758

August 11, 1999
KM499-U031A

Federal Communications Commission
Equipment Approval Services
P.O. Box 358315
Pittsburgh, PA 15251-5315

Subject: Class II Permissive Change for 900 MHz DSS Digital Spread Spectrum Cordless Telephone System, Panasonic Model KX-TC1800 Series
FCC ID: ACJ96NKX-TC1800

Dear Gentlemen:


Enclosed please find Matsushita Electric Industrial Co., Ltd.'s Class II Permissive Change Application dated August 4, 1999. The subject device was originally granted on June 21, 1999 in compliance with Part 15, Subpart C and in accordance with §15.247 of the FCC Rules.

The subject device is a direct sequence digital spread spectrum cordless telephone system with handset and base unit marketed together under the subject FCC ID. This system was originally reported as operating on 20 channels within 905.22-925.55 MHz frequency band with handset and base unit rated at RF output power up to 60mW and 25mW, respectively. It is out intention both the handset and base unit should have the same rated maximum RF output power of 60mW.

This Class II Change is to report the base unit increase of its output to more closely match that of the handset. The base unit's RF circuitry basic design was not modified, rather some of its component values were changed to increase its output power. The base unit's antenna was changed from metal rod type to rubber rod type with same electrical characteristics.

Should you have any questions, please contact the undersigned. Thank you for your attention in this matter.

Sincerely yours,


Richard Mullen
Project Manager

National Panasonic

Kyushu Matsushita Electric Co., Ltd.

1-62, 4-chome, Minoshima, Hakata-ku, Fukuoka 812-8531 Japan Phone: Fukuoka (092) 431-2111

Telex: 723579"KMEFUK J" Cable Address: "KMEFUKUOKA" FUKUOKA

Federal Communications Commission
Equipment Approval Services
P.O. Box 358315
Pittsburgh, PA 15251-5315, USA

Date: August 4, 1999
Ref. No.: KM4-99-U-31A

Subject : Changes in Certified Equipment, Spread Spectrum Cordless Telephone,
Base Unit, FCC ID: ACJ96NKX-TC1800

Gentlemen;

In accordance with §2.1043, Changes in Certified Equipment, this application is submitted.

The base unit of our spread spectrum cordless telephone Certified under the FCC ID, ACJ96NKX-TC1800, is increased its maximum rated RF output power from 25 mW to 60 mW.

Because the associated handset output power is 60 mW and we would like to match both output powers more closely.

Please refer to Notice of Alterations attached.

The original grant information is as following.


Original Grant Information:

FCC Identifier : ACJ96NKX-TC1800
Name of Grantee : Matsushita Electric Industrial Co., Ltd.
Date of Grant : June 12, 1999
Equipment Class : Part 15 Spread Spectrum
FCC Rule Parts : 15
Frequency Range : 905.22 - 925.55 MHz

If you have any questions or comments concerning this matter, please do not hesitate to contact with us.


Thank you very much for your attention and time in this matter.

Reviewed by,



J. Sumi,
Manager of Product
Safety Section

Yours sincerely,



K. Nawata,
Sr. Project Engineer of
Product Safety Section

FEDERAL COMMUNICATIONS COMMISSION
Laboratory Division
7435 Oakland Mills Road
Columbia, MD 21046
July 30, 1999

Matsushita Electric Corporation of America
1 Panasonic Way, 4B-8
Secaucus, NJ 07094

Attention: Mr. Richard Mullen

Gentlemen:

This refers to your letter dated July 21, 1999, concerning a request to set aside a grant of equipment authorization for FCC ID: ACJ96NKX-TC1800. This grant is for a 900 MHz Spread Spectrum cordless telephone system consisting of the base and handset transmitters.

You request that the grant of equipment authorization be set aside so the output power of the base transmitter can be changed to match the output power of the handset transmitter. The per-production sample tested for Certification was granted with a handset output power of 60 milliwatts and the base with an output power of 25 milliwatts. These were the levels reported in the test report submitted for Certification.

In order for the base transmitter to match the output power of the handset transmitter, modifications had to be made to base. Although the circuit design was not changed, some component values were changed to increase the output power of the base. In addition, the antenna of the base was changed from a metal rod to a rubber rod antenna.

A grant of equipment authorization is set aside when the Commission makes an error in issuing the grant or an equipment malfunction affects the information on the grant. We find that neither of these situations occurred in the issuance of the above referenced grant.

In accordance with Section 2.1043 of the FCC Rules, the changes made to the base transmitter constitute a Class II permissive change. A Class II permissive change must be filed with, and approved by, the Commission before these changes may be marketed in the USA.

I trust that this has answered this inquiry. However, if you have any additional questions about this matter, please contact me at the address above, by telephone at 301-362-3027, or fax at 301-344-2050.

Sincerely,

Richard Fabina
Acting Chief
Equipment Authorization Branch

(R. Mullen comment: FCC agreed to allow base unit power up to match handset power as Class II Permissive Change. I will request FCC fee check in amount of \$45 and submit Class II Change application to FCC).