

### Photos of Radiation Measuring Setup

30MHz to 1GHz


Adapter + Battery Mode



x-axis



y-axis




z-axis




Battery Mode



x-axis



y-axis




z-axis




above 1GHz  
Adapter + Battery Mode




x-axis




y-axis




z-axis




Battery Mode




x-axis



y-axis



z-axis



### Photos of Conduction Measuring Setup

