



**APPENDIX 3: Photographs of test setup**

**Conducted Emission**



**Photo 1**




**Photo 2**

**Radiated Spurious Emission**



**Photo 1**



**Photo 2**


**Worst Case Position**

(Above 1GHz: Horizontal: X-axis/ Vertical:Z-axis)  
(Below 1GHz: Horizontal: X-axis/ Vertical:Y-axis)

**X-axis**



**Y-axis**



**Z-axis**

