


Prüfbericht - Nr.: 12701036 001
Test Report No.:

Seite 88 von 94
Page 88 of 94

7. Photographs of test setup


Photograph 1: Set-up for Conducted Testing



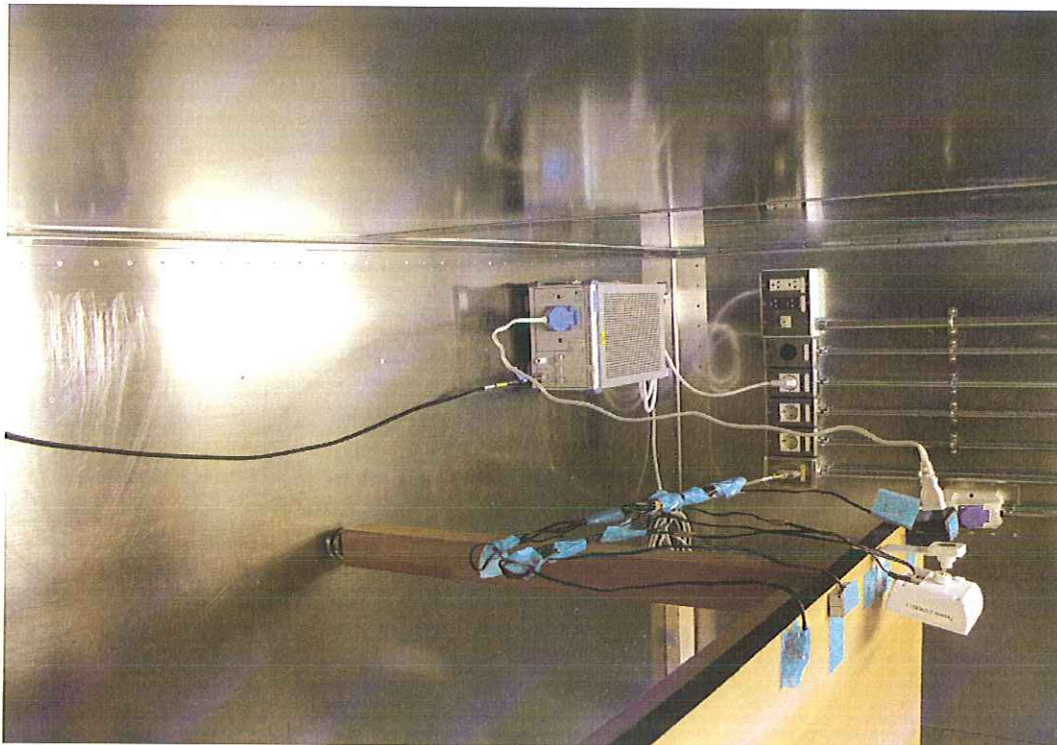
Prüfbericht - Nr.: 12701036 001
Test Report No.:

Seite 89 von 94
Page 89 of 94

Photograph 2: Set-up for AC Conducted Emission, EUT Configuration Front View




Photograph 3: Set-up for AC Conducted Emission, EUT Configuration Back View



Prüfbericht - Nr.: 12701036 001
Test Report No.:

Seite 90 von 94
Page 90 of 94

Photograph 4: Set-up for Radiated Emission, EUT Configuration X-axis




Photograph 5: Set-up for Radiated Emission, EUT Configuration Y-axis



Prüfbericht - Nr.: 12701036 001
Test Report No.:

Seite 91 von 94
Page 91 of 94

Photograph 6: Set-up for Radiated Emission, EUT Configuration Z-axis



Photograph 7: Set-up for Radiated Emission, EUT Configuration back view

