


APPENDIX 1 : Photographs of test setup


1. Photograph EUT

Photograph EUT



The cable is attached to the EUT just for testing.
It is connected with PC in order to make the EUT test operation mode first, but is disconnected from the PC during test.
The cable is not attached to the production model.

Photograph Antenna location




EUT with accessory

The Belt clip and the typical headset were used at the Body SAR measurement.





(1) Left cheek




(2) Left tilt



(3)Right cheek



(4) Right tilt



(5) Back

