

APPENDIX 3: Photographs of test setup

Radiated emission




Photo 1




Photo 2


Worst case position

Below 1GHz	Horizontal: X-axis/Vertical : Y-axis
Above 1GHz	Horizontal: Z-axis/Vertical : Y-axis

X-axis



Y-axis



Z-axis



Worst case position

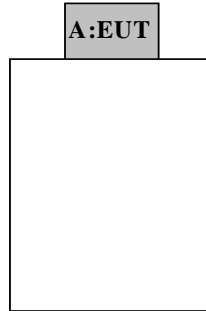


Mechanical Key (Inserted)



Mechanical Key (Not Inserted) Worst

4.2 Configuration and peripherals



* Test data was taken under worse case conditions.

Description of EUT

No.	Item	Model number	Serial number	Manufacturer	Remarks
A	SMART FOB	YEP0FX1510	140127002 *1) 1403001 *2)	Panasonic Corporation	EUT

*1) Used for Transmitting mode only.

*2) Used for Normal use mode only.

End of Report

UL Japan, Inc.

Ise HQ EMC Lab.

4383-326 Asama-cho, Ise-shi, Mie-ken 516-0021 JAPAN

Telephone : +81 596 24 8999

Facsimile : +81 596 24 8124