



### APPENDIX 3: Photographs of test setup

#### Radiated emission


Front view



Rear view (below 1GHz)



Rear view (above 1GHz)



---

**UL Japan, Inc.**

**Shonan EMC Lab.**

1-22-3 Megumigaoka, Hiratsuka-shi, Kanagawa-ken, 259-1220 JAPAN

Telephone : +81 463 50 6400

Facsimile : +81 463 50 6401

**Pre-check of the worst position: Module & Antenna**

X-axis



Y-axis



Z-axis



---

**UL Japan, Inc.**

**Shonan EMC Lab.**

1-22-3 Megumigaoka, Hiratsuka-shi, Kanagawa-ken, 259-1220 JAPAN

Telephone : +81 463 50 6400

Facsimile : +81 463 50 6401

**Antenna type**

Model: N1KYYYYY00019 (Shorter cable: 0.03m)



Model: N1KYYYYY00030 (Longer cable: 0.22m)



**END OF REPORT**

---

**UL Japan, Inc.**

**Shonan EMC Lab.**

1-22-3 Megumigaoka, Hiratsuka-shi, Kanagawa-ken, 259-1220 JAPAN

Telephone : +81 463 50 6400

Facsimile : +81 463 50 6401