

APPENDIX 3: Photographs of test setup

Radiated Emission




Photo 1




Photo 2

UL Japan, Inc.

Ise EMC Lab.

4383-326 Asama-cho, Ise-shi, Mie-ken 516-0021 JAPAN

Telephone : +81 596 24 8999

Facsimile : +81 596 24 8124

Worst Case Position

ECU

Below 30 MHz: X-axis

Above 30 MHz

Horizontal: X-axis / Vertical: X-axis


X-axis



Y-axis



Z-axis




DOOR DR

Below 30 MHz: Z-axis


Above 30 MHz

Horizontal: X-axis / Vertical: X-axis

X-axis



Y-axis



Z-axis



Worst Case Position

CENTER / REAR DR / DOOR AS

Below 30 MHz: X-axis


Above 30 MHz

Horizontal: X-axis / Vertical: X-axis


X-axis



Y-axis



Z-axis




START SW

Below 30 MHz: Z-axis

Above 30 MHz

Horizontal: X-axis / Vertical: X-axis

X-axis



Y-axis



Z-axis



Worst case position



Without Mechanical Key (Worst)



With Mechanical Key

End of Report

UL Japan, Inc.

Ise EMC Lab.

4383-326 Asama-cho, Ise-shi, Mie-ken 516-0021 JAPAN

Telephone : +81 596 24 8999

Facsimile : +81 596 24 8124