



### **APPENDIX 3: Photographs of test setup**

#### **Radiated Emission**



**Photo 1**



**Photo 2**

---

**UL Japan, Inc.**

**Ise EMC Lab.**

4383-326 Asama-cho, Ise-shi, Mie-ken 516-0021 JAPAN

Telephone : +81 596 24 8999

Facsimile : +81 596 24 8124

**Worst Case Position(FRDR Antenna)**  
**(Below 30MHz:Z-axis / Above 30MHz:Hol. X-axis Ver. X-axis)**

**X-axis**



**Y-axis**



**Z-axis**



---

**UL Japan, Inc.**

**Ise EMC Lab.**

4383-326 Asama-cho, Ise-shi, Mie-ken 516-0021 JAPAN

Telephone : +81 596 24 8999


Facsimile : +81 596 24 8124

**Worst Case Position (M/TI Antenna)**  
**(Below 30MHz:Z-axis / Above 30MHz:Hol. X-axis Ver. X-axis)**

**X-axis**



**Y-axis**



**Z-axis**



---

**UL Japan, Inc.**

**Ise EMC Lab.**

4383-326 Asama-cho, Ise-shi, Mie-ken 516-0021 JAPAN

Telephone : +81 596 24 8999


Facsimile : +81 596 24 8124

**Worst Case Position (F Antenna)**  
**(Below 30MHz:Z-axis / Above 30MHz:Hol. X-axis Ver. X-axis)**

**X-axis**



**Y-axis**



**Z-axis**



---

**UL Japan, Inc.**

**Ise EMC Lab.**

4383-326 Asama-cho, Ise-shi, Mie-ken 516-0021 JAPAN

Telephone : +81 596 24 8999


Facsimile : +81 596 24 8124

**Worst Case Position (PCU)**  
**(Below 30MHz:X-axis / Above 30MHz:Hol. X-axis Ver. X-axis)**

**X-axis**



**Y-axis**



**Z-axis**



---

**UL Japan, Inc.**

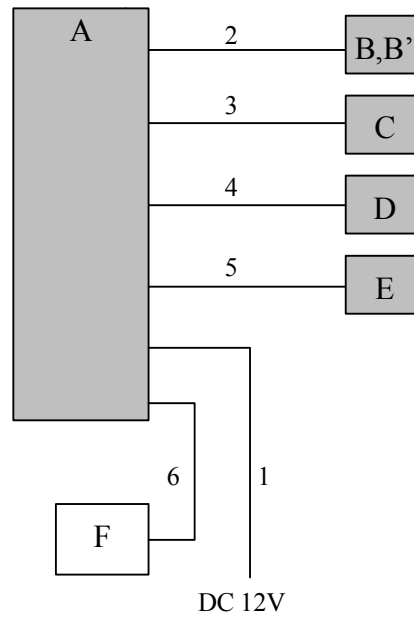
**Ise EMC Lab.**

4383-326 Asama-cho, Ise-shi, Mie-ken 516-0021 JAPAN

Telephone : +81 596 24 8999

Facsimile : +81 596 24 8124

## 4.2 Configuration and peripherals



\* Cabling and setup were taken into consideration and test data was taken under worse case conditions.

### Description of EUT and Support equipment

No.	Item	Model number	Serial number	Manufacturer	Remarks
A	SMART PCU	HM1130CA	351	Panasonic Corporation	EUT
B	FRDR Antenna	TV0-7B000-000	001	Panasonic Corporation	EUT (Non-metal)
B'	FRDR Antenna	TR0-7B000-000	001	Panasonic Corporation	EUT (Metal)
C	TR Antenna	38387-SLE-003	201310025080	Panasonic Corporation	EUT
D	M/TI Antenna	38387-SLE-003	201310025522	Panasonic Corporation	EUT
E	F Antenna	38387-SZW-003	201211025419	Panasonic Corporation	EUT
F	Switch Box	-	-	Panasonic Corporation	-

### List of cables used

No.	Name	Length (m)	Shield		Remark
			Cable	Connector	
1	DC Cable	1.0	Unshielded	Unshielded	-
2	Antenna Cable	2.0	Unshielded	Unshielded	-
3	Antenna Cable	2.0	Unshielded	Unshielded	-
4	Antenna Cable	2.0	Unshielded	Unshielded	-
5	Antenna Cable	2.0	Unshielded	Unshielded	-
6	Signal Cable	0.1	Unshielded	Unshielded	-

**End of Report**

**UL Japan, Inc.**

**Ise EMC Lab.**

4383-326 Asama-cho, Ise-shi, Mie-ken 516-0021 JAPAN

Telephone : +81 596 24 8999

Facsimile : +81 596 24 8124